



NEW ENGLAND
FORESTRY
FOUNDATION



- Syllabus -

Online Trainings for Timber Harvesters

Introduction

Welcome to the online training courses for MA Timber Harvesters. These trainings will cover a variety of topics pertaining to timber harvesting, predominantly focusing on timber harvesting Best Management Practices in Massachusetts. These courses were designed to address current issues facing the industry in our changing climate. A [2020 MA Timber Harvester Survey](#) informed the content of these online courses. You must first read this syllabus and take our online tutorial before taking any of these online courses. These courses do not need to be completed in order, with the exception of courses split into “Part 1” and “Part 2”, as these must be completed sequentially.

Below, you will find the syllabus for the course. Each online training will provide a slideshow with corresponding audio and video content. These can take 30-60 minutes to view. Prior to accessing our trainings, we recommend that you [ensure your web browser is up-to-date](#).

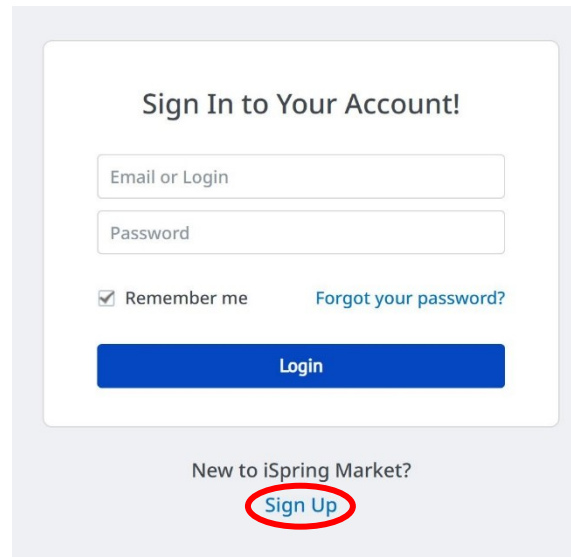
Continuing Education Credits

After completing each course, you will receive a Certificate of Completion via email. This may take several hours to be delivered. Each course is assigned approximately the same number of credits as the time it takes to complete a course.

For program questions or concerns, please email MassTHL@mass.gov

Using the Online Training Platform

To sign up for an account, click on the link [here](#). Once you click on the link, you'll be brought to a webpage that will ask you to either sign in or sign up for an account. Click "sign up" register.



Sign In to Your Account!

Email or Login

Password

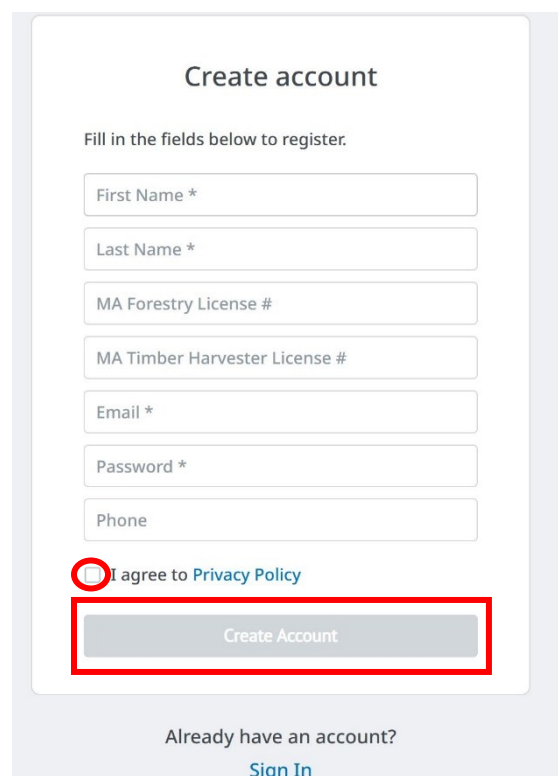
☒ Remember me [Forgot your password?](#)

Login

New to iSpring Market?

[Sign Up](#)

You will need to have your timber harvester number (for MA Timber Harvester continuing education credit) and an email address to register for an account. Your login information will be your email address and a password that you set during registration. Fill out the information, click the checkbox to agree to the privacy policy, and then click "create account".



Create account

Fill in the fields below to register.

First Name *

Last Name *

MA Forestry License #

MA Timber Harvester License #

Email *

Password *

Phone

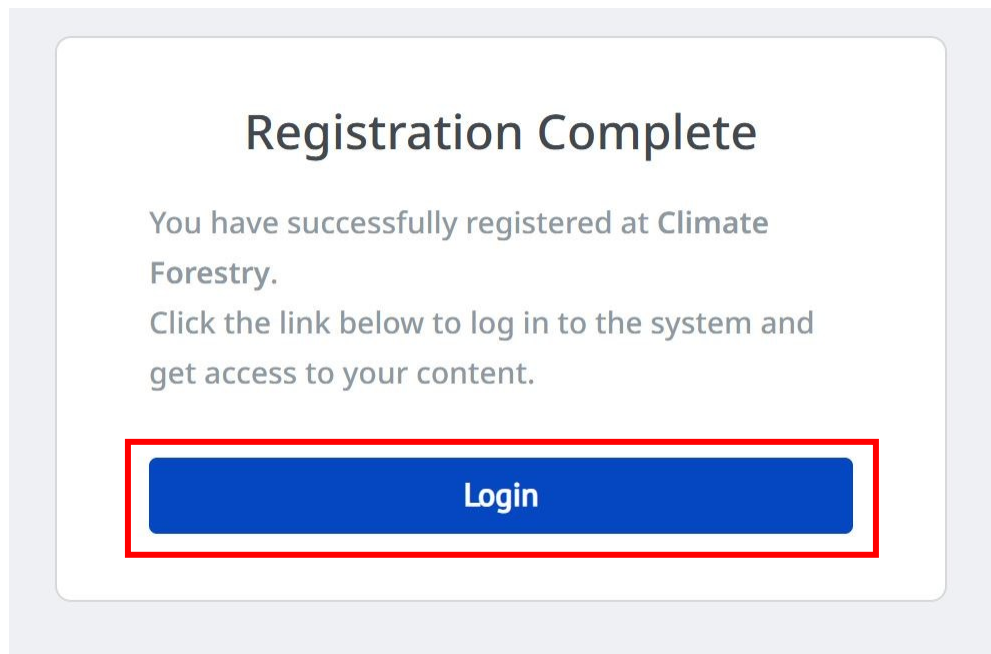
☒ I agree to [Privacy Policy](#)

Create Account

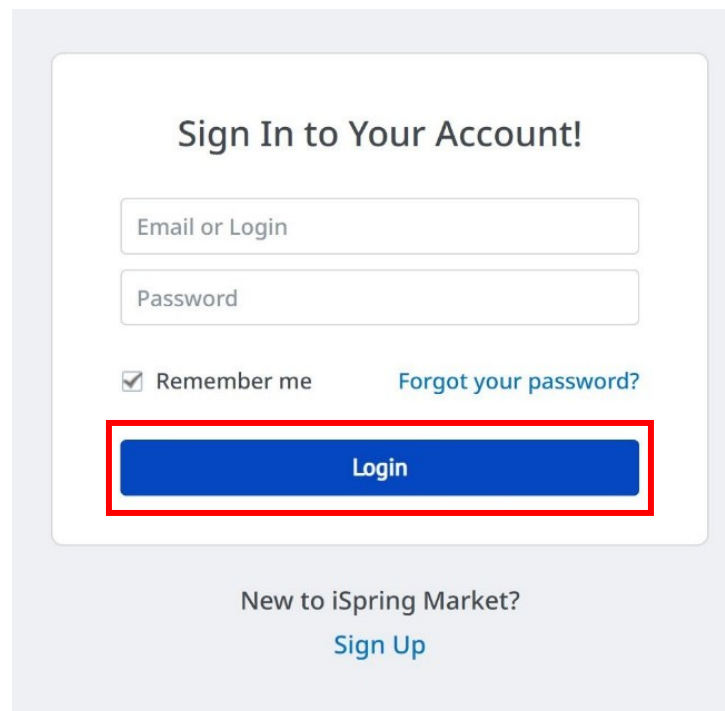
Already have an account?

[Sign In](#)

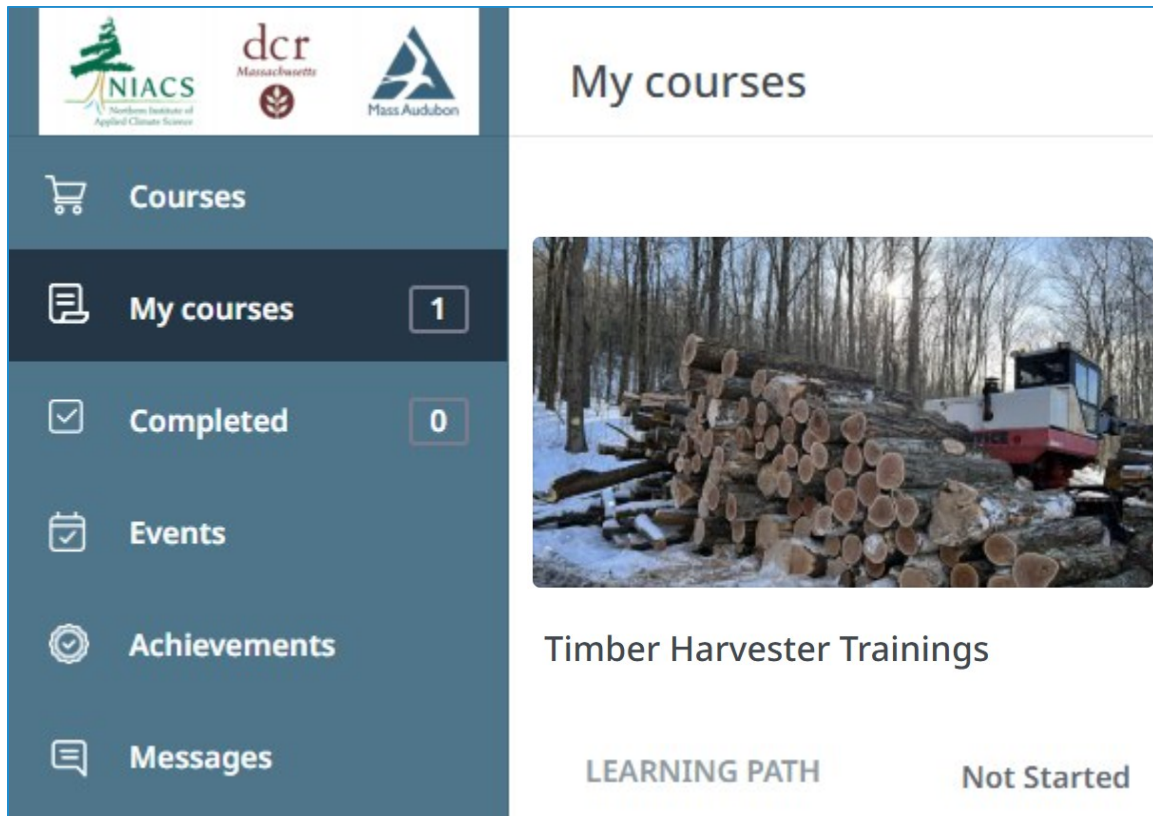
You will then be notified that registration is complete. Click “Login” to access the Learning Management System and gain access to the online courses.



A quick note that the last two prompts will only appear in the registration phase. Whenever you login again in the future, after creating an account, you will go to this same [link](#), but enter your username/email and password, and click “login” instead.



When you access the online training platform for the first time, you will see a menu on the left side of the page. Your online training will appear under the “My Courses” section. You must access the training via this “My Courses” button. Do not access the classes via the “Courses” menu or you may not get credit for your work.





You will see the “Climate Forestry Stewardship Planning Online Course” under “My Courses”

To start, click on “Timber Harvester Trainings” in the “My Courses” section. This will take you to our learning path, which contains all of our course modules. Start by taking our tutorial and reading the *Introduction and Syllabus* content, including the attached PDF file.

Once in the learning path, you will see the list of the course modules. When a course has a “Part 1” and a “Part 2”, “Part 2” will be locked until you have completed the “Part 1”. Remember to start by taking our online tutorial. This tutorial will introduce you to online course-taking essentials, as well as familiarize you with the learning management system (LMS)*. Please also read this Syllabus as part of the Introduction. When you have finished with the Introduction section feel free to take any of the available online courses in any order of your choosing.

* A learning management system (LMS) is a software application that helps organizations plan, deliver, and track training and educational programs. It’s the platform to distribute online classes. For these online trainings, we’re using iSpring as our LMS.


Outline		Reviews
<div>  Introduction and Syllabus 🕒 20 minutes </div> <p>Welcome to our series of online training courses for Massachusetts Timber Harvesters. These courses cover a variety of topics. Please read the attached syllabus before getting started, and complete our tutorial.</p> <div> 2 modules ^ IN PROGRESS (1/2) </div>		
▶	Syllabus - Timber Harvester Online Trainings Document	Not Started
▶	Tutorial - LMS and Online Course-Taking Learning Module 20 minutes	Passed (100%)
<div>  Landings - Best Management Practices 🕒 1 hour </div> <p>In this training, we'll be covering MA Forestry Best Management Practices (BMPs) affiliated with landings. We'll be covering a lot of content in the MA BMP manual, so feel free to have it handy.</p> <div> 1 module ^ Not Started </div>		
▶	BMPs for Landings Learning Module 1 hour	Not Started

The course homepage lists all the available trainings. Start with the *Introduction and Syllabus* content. Your progress will update as you complete portions of the course.

The system will update your progress at the top of the course homepage as you proceed through the list of online courses in the Learning Path.

Timber Harvester Trainings

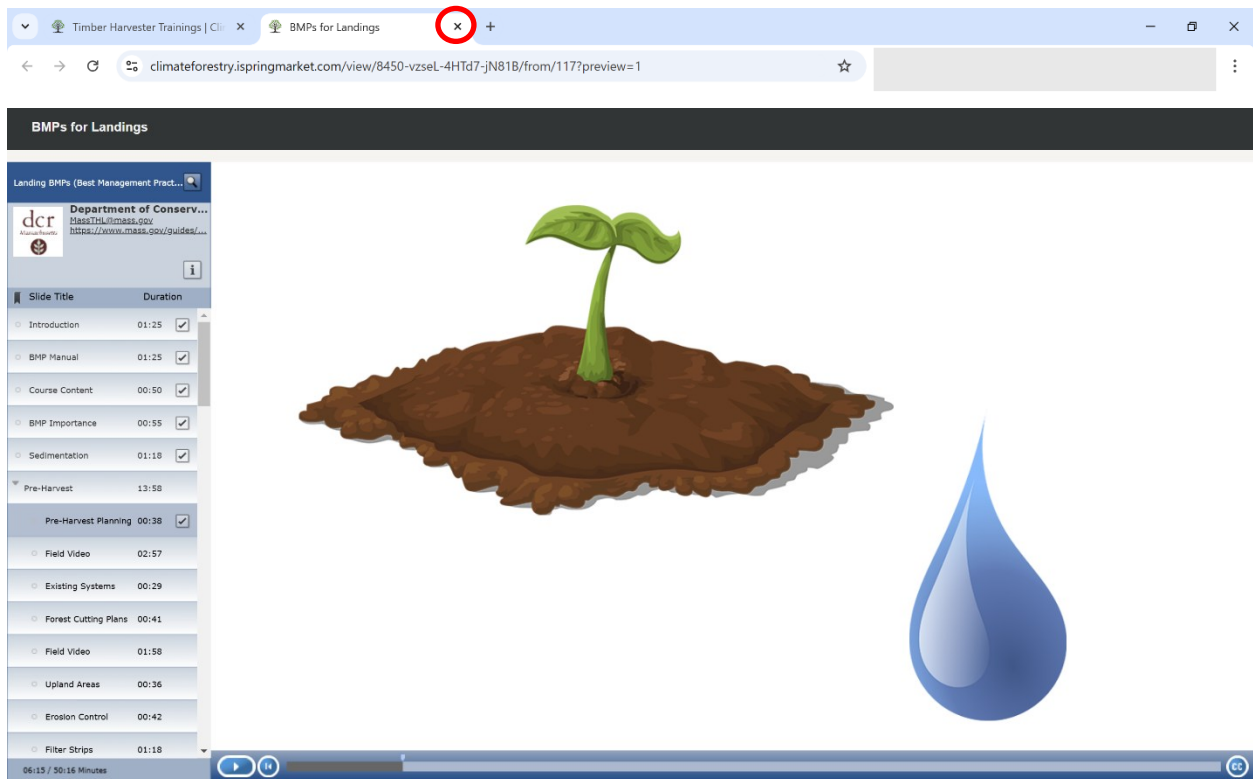
 Mass Audubon
  Duration 3 hours 46 minutes



 In Progress (13% viewed)

Each course module will have a series of quiz questions, as a quick knowledge check. Please be sure to answer all quiz questions. Features within the online courses will allow you: bookmark content for later review; navigate backwards in the course; pause the course; and provide closed captioning. These features are covered in detail in our online tutorial, but generally will appear as buttons within the table of contents and/or at the bottom of your screen.

In order for the learning management system (LMS) to properly record/catalogue your work, you must exit your browser window after completing a module's content. Leaving your browser window up may prevent your course completion from being properly catalogued/recorded. In the same way, if you need to step away from your computer for an extended period of time, make sure to exit your browser window. **This is very important. Exiting out of your browser window will allow for your progress to be accurately recorded.**



Exit the browser window by clicking on the “x”, shown in a red circle here.

If in the off-chance you have issues with your course (i.e. the course freezes, malfunctions, etc.), exiting out of your browser window and re-entering the course will often remedy such issues. Of course, feel free to reach out to us if any problems persist, and we can try to assist you.

Upon completing each course, you will receive a Certificate of Completion in the email you used to register for the course. This may take up to 5 hours to be delivered. This certificate both affirms that you have completed the online training and is a Certificate of Attendance listing the CE credits awarded for your Massachusetts Timber Harvester License.

Syllabus – Online Courses and Descriptions

Tutorial – LMS and Online Course-taking

Estimated time to view: 16 min.

Number of credits: 0.5 CE

- Introduction to online course-taking
- Introduction to Learning Management System (LMS)
- Important things to remember

Forestry Best Management Practices for Landings

Estimated time to view: 51 minutes

Number of credits: 1 CE

- Review MA Best Management Practices from the BMP Manual.
- Cover the importance of BMPs.
- Required and good practice BMPs, as they pertain to landings.
- The importance of pre-harvest planning.
- BMPs to be implemented during timber harvesting operations.
- Being prepared for leaks, spills, and hazardous materials.
- The importance of post-harvest BMPs.

Forest Cutting Plan

Estimated time to view: 29 minutes

Number of credits: 0.5 CE

- Understand how Forest Cutting Plans fit into the Wetlands Protection Act.
- Explore the history of the Wetlands Protection Act and Forest Cutting Practices Act.
- Become familiar with how to fill out the Forest Cutting Plan form.
- Understand the processes behind creating and submitting a Forest Cutting Plan.

Timber Harvesting in a Changing Climate: Part 1

Estimated time to view: 36 minutes

Number of credits: 0.5 CE

- Investigate the scientific climate data, and how it affects our region.
- Recognize the implications of our changing climate on timber harvesting operations.
- Review and understand the results of the MA 2020 Timber Harvester Survey.

- Become familiar with the climate-related challenges facing our region.

Timber Harvesting in a Changing Climate: Part 2

Estimated time to view: 37 minutes

Number of credits: 0.5 CE

- Discuss familiar and innovative techniques to adapt to changes in climate.
- Understand the concept of and importance of identifying safe wood/risky wood.
- Explore Best Management Practices, and their role in adapting to changing climate.
- Review recommended resources for further learning opportunities.

Pre-harvest Planning in Changing Conditions: Part 1

Estimated time to view: 25 minutes

Number of credits: 0.5 CE

- Understand the step-by-step processes of gathering information and creating maps.
- Investigate how pre-harvest planning techniques can provide resiliency in a changing climate.
- Become familiar with how the following topics fit into pre-harvest planning under changing conditions: Forest Cutting Plans; deeds; former land use; topography; soil; wetland resource areas; rare and endangered species; and invasive species.
- Explore tools and resources available to acquire information about your job site.

Pre-harvest Planning in Changing Conditions: Part 2

Estimated time to view: 21 minutes

Number of credits: 0.5 CE

- Review how attributes of your job site inform planning out site locations.
- Investigate water control measures and increased robustness in extreme weather events.
- Recognize the negative impacts of invasive species and the importance of identifying/controlling them.
- Understand details regarding contracts and other considerations that will improve timber harvesting efficiency and resiliency in our changing climate.

Help & Assistance

For assistance with registration, course access, certificates of completion, continuing education credits, or any other issue related to this online course, please email the program team at MassTHL@mass.gov.