



Massachusetts Department of Public Health Bureau of Infectious Disease and Laboratory Sciences

Massachusetts HIV Epidemiologic Profile: Data as of 7/1/2024 Population Report: Transgender Individuals

Suggested citation:

Massachusetts Department of Public Health, Bureau of Infectious Disease and Laboratory Sciences. Massachusetts HIV/AIDS Epidemiologic Profile: Data as of 7/1/2024, Population Report: Transgender Individuals, <https://www.mass.gov/lists/hivaids-epidemiologic-profiles> Published December 2024. Accessed [date].

Bureau of Infectious Disease and Laboratory Sciences
Massachusetts Department of Public Health
Jamaica Plain Campus/State Public Health Laboratory
305 South Street
Jamaica Plain, MA 02130

Questions about this report

Tel: (617) 983-6560

To reach the Reporting and Partner Services Lineⁱ

Tel: (617) 983-6999

To speak to the on-call epidemiologist

Tel: (617) 983-6800

Questions about infectious disease reporting

Tel: (617) 983-6801

HIV Data Dashboard

<https://www.mass.gov/info-details/hiv-data-dashboard>

Requests for additional data

<https://www.mass.gov/lists/infectious-disease-data-reports-and-requests>

Slide sets for HIV Epidemiologic Profile Reports

<https://www.mass.gov/lists/hivaids-epidemiologic-profiles>

ⁱ Providers may use this number to report individuals newly diagnosed with a notifiable sexually transmitted infection, including HIV, or request partner services. Partner services is a free and confidential service for individuals recently diagnosed with a priority infection. The client-centered program offers counseling, linkage to other health and social services, anonymous notification of partners who were exposed and assistance with getting testing and treatment. For more information, see: <https://www.mass.gov/service-details/partner-services-program-information-for-healthcare-providers>

TRANSGENDER INDIVIDUALS

Transgender is an umbrella term for people whose current gender identity differs from the sex they were assigned at birth. Transgender can also describe people whose gender identities do not exist within a gender binary structure (e.g., people who are non-binary or gender fluid), though not all these individuals identify as transgender. Transgender woman describes a person assigned male at birth who currently identifies as a woman. This identity can also refer to someone who was surgically assigned male at birth, in the case of intersex people, but whose current gender identity is female. Transgender man describes a person assigned female at birth who currently identifies as a man. This identity can also refer to someone who was surgically assigned female at birth, in the case of intersex people, but whose current gender identity is male.

DATA COLLECTION

While questions about gender identity are often missing from national population assessments such as the US Census, Massachusetts has been a leader in adding these questions to local surveys. The Massachusetts Child and Youth Violence Prevention Services Program began collecting transgender-inclusive gender identity in 2005, as did the Massachusetts Behavioral Risk Factor Surveillance System (BRFSS) and the Massachusetts Department of Public Health (MDPH) Office of HIV/AIDS in 2007. The MDPH HIV/AIDS Surveillance Program began collecting transgender-inclusive gender identity in 2009. In 2013, the Massachusetts Youth Risk Behavior Survey (MYRBS), Youth Health Survey (YHS), and MDPH Bureau of Substance Addiction Services also began collecting transgender-inclusive gender identity.

These surveys, surveillance systems, and programmatic data systems provide important opportunities to monitor population health and the specific impacts of policies (e.g., marriage equality, universal health care access, anti-bullying legislation, extension of nondiscrimination protections to transgender individuals) and other macro-level changes and interventions on population health and health inequities.

REPORTING OF TRANSGENDER IDENTITY

Massachusetts Behavioral Risk Factor Surveillance System (BRFSS): *An annual, anonymous telephone survey of adults ages 18 and older that collects data on a variety of health risk factors, preventive behaviors, chronic conditions, and emerging public health issues.*

Reported rates of transgender identity in Massachusetts adults are higher than national estimates: 1.4% (about 98,000) (95% Confidence Interval [CI]=1.1%–1.6%) of Massachusetts adults reported identifying as transgender (from 2021 to 2023),* compared to 0.5% (about 1.3 million) of all US adults, as estimated by the Williams Institute.[‡]

Data Source: Health Survey Program, Office of Data Management and Outcomes Assessment, Massachusetts Behavioral Risk Factor Surveillance System (BRFSS). For more information, see: Health Survey Program, Office of Data Management and Outcomes Assessment, Massachusetts Department of Public Health. A Profile of Health Among Massachusetts Adults, 2022, Results from the Behavioral Risk Factor Surveillance System, December 2023, <https://www.mass.gov/lists/brfss-statewide-reports-and-publications>

*Note: please interpret estimated rates of transgender identity with caution due to the high and differential non-response rates to this question. Additionally, BRFSS estimates cannot take into account whether or not a person's decision to respond is related to their gender identity. Also, please consider the impact of the COVID-19 pandemic on infectious disease screening, treatment, and surveillance in the interpretation of data from 2020 to 2023.

[‡]Herman, J.L., Flores, A.R., O'Neill, K.K. (2022). How Many Adults and Youth Identify as Transgender in the United States? The Williams Institute, UCLA School of Law, available at: <https://williamsinstitute.law.ucla.edu/wp-content/uploads/Trans-Pop-Update-Jun-2022.pdf>

TRANSGENDER INDIVIDUALS

Massachusetts Youth Risk Behavior Survey (YRBS): *An anonymous survey of public high school students conducted every odd year that collects data on health-related behaviors.*

Reported rates of transgender identity in Massachusetts youth are also higher than national estimates. Among public high school students in 2023, 1.2% (95% CI=0.5% - 1.8%, n=2,786) reported the gender identity transgender boy or man, 0.5% (95% CI=0.2% - 0.8%, n=2,786) transgender girl or woman, and 2.2% (95% CI=1.4% - 3.1%, n=2,786) non-binary, for a combined total of 3.9% reporting transgender/nonbinary identity.* Comparatively, 1.4% of US youth aged 13–17 years identify as transgender, as estimated by the Williams Institute.†

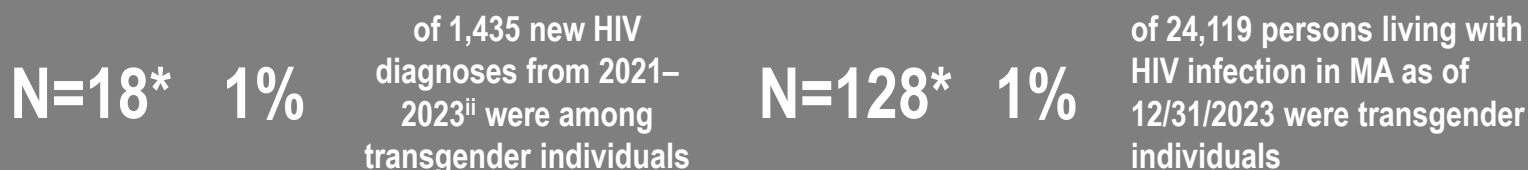
Data Source for Youth Risk Behavior Survey Data: Office of Data Management and Outcomes Assessment, Department of Public Health and Massachusetts Department of Elementary and Secondary Education. For more information, see <https://www.doe.mass.edu/sfs/yrbs/>.

*Please note reported percentages of transgender/nonbinary youth are likely to be underestimates. Caution should be used in the interpretation of this data, as 6.8% (95% CI= 5.5% - 8.0%) of students also reported that they did not understand the gender identity question.

† Herman, J.L., Flores, A.R., O'Neill, K.K. (2022). How Many Adults and Youth Identify as Transgender in the United States? The Williams Institute, UCLA School of Law, available at: <https://williamsinstitute.law.ucla.edu/wp-content/uploads/Trans-Pop-Update-Jun-2022.pdf>

Transgender people, particularly transgender women, are among the groups most disproportionately affected by HIV in the U.S.ⁱ Accurate and timely data are needed to create and evaluate HIV prevention and treatment programs to address this disparity. Therefore, assessing HIV incidence and prevalence in transgender populations is of critical importance to inform the public health response.

HIV INCIDENCE AND PREVALENCE AMONG TRANSGENDER INDIVIDUALS

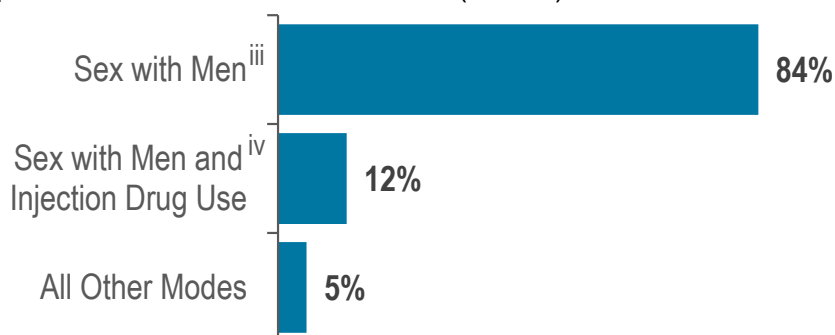


* Reported numbers among transgender individuals are likely to be underestimates due to underreporting of current gender.

The following data presentations include transgender women only due to small numbers among transgender men (N=6 transgender men living with HIV infection in Massachusetts as of 12/31/2023).

EXPOSURE MODE

FIGURE 1. Transgender women living with HIV infection by exposure mode, Massachusetts 2023 (N=122)



- Sex with menⁱⁱⁱ was the exposure mode for the majority (84%) of transgender women reported to be living with HIV infection.

ⁱ Centers for Disease Control and Prevention. Issue Brief: HIV and Transgender Communities, available at: <https://www.cdc.gov/hiv/pdf/policies/data/cdc-hiv-policy-issue-brief-transgender.pdf>

ⁱⁱ Please consider the impact of the COVID-19 pandemic on infectious disease screening, treatment, and surveillance in the interpretation of data from 2020 to 2023

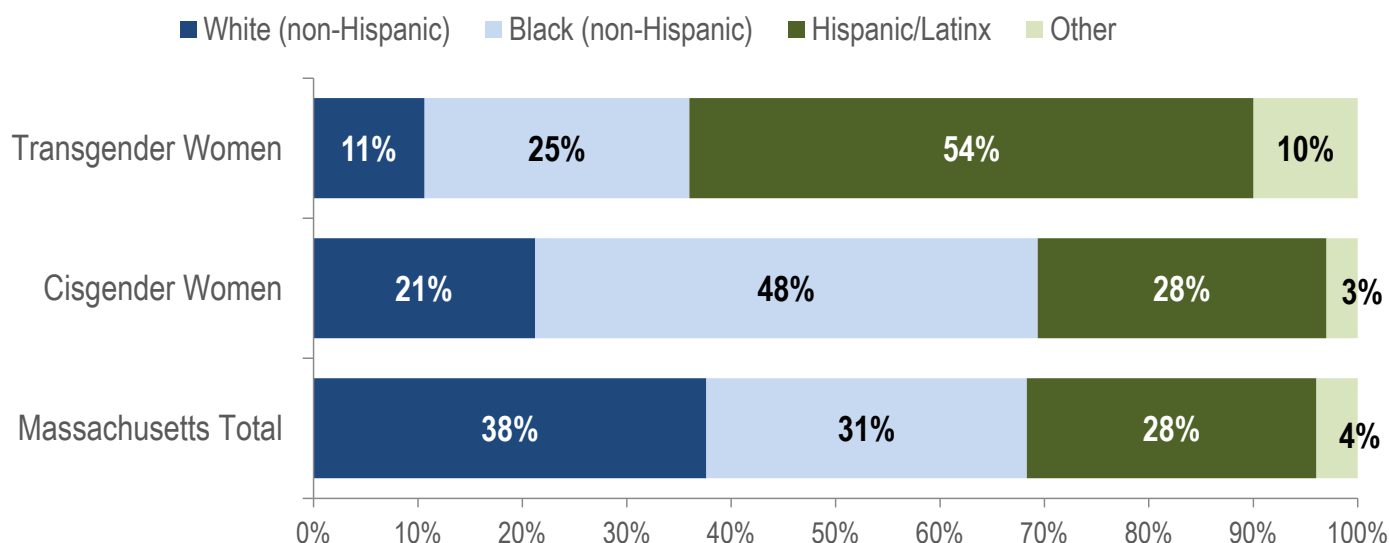
ⁱⁱⁱ Note: For the purposes of categorizing sexual risk in transgender women reporting sex with men only, this exposure mode category is reported on this fact sheet as "sex with men". For the purposes of official reporting in the MA HIV/AIDS Surveillance System and to CDC, exposure mode for transgender women is based on sex assigned at birth and therefore would be reported as male-to-male sex.

^{iv} Note: For the purposes of categorizing sexual risk in transgender women reporting both sex with men and injection drug use, this exposure mode category is reported on this fact sheet as "sex with men and injection drug use". For the purposes of official reporting in the MA HIV/AIDS Surveillance System and to CDC, exposure mode for transgender women is based on sex assigned at birth and therefore would be reported as male-to-male sex/injection drug use.

TRANSGENDER INDIVIDUALS

RACE/ETHNICITY

FIGURE 2. Persons living with HIV infection on December 31, 2023ⁱ by race/ethnicity: transgender women (N=122), cisgender women (N=7,009), and Massachusetts total (N=24,119)

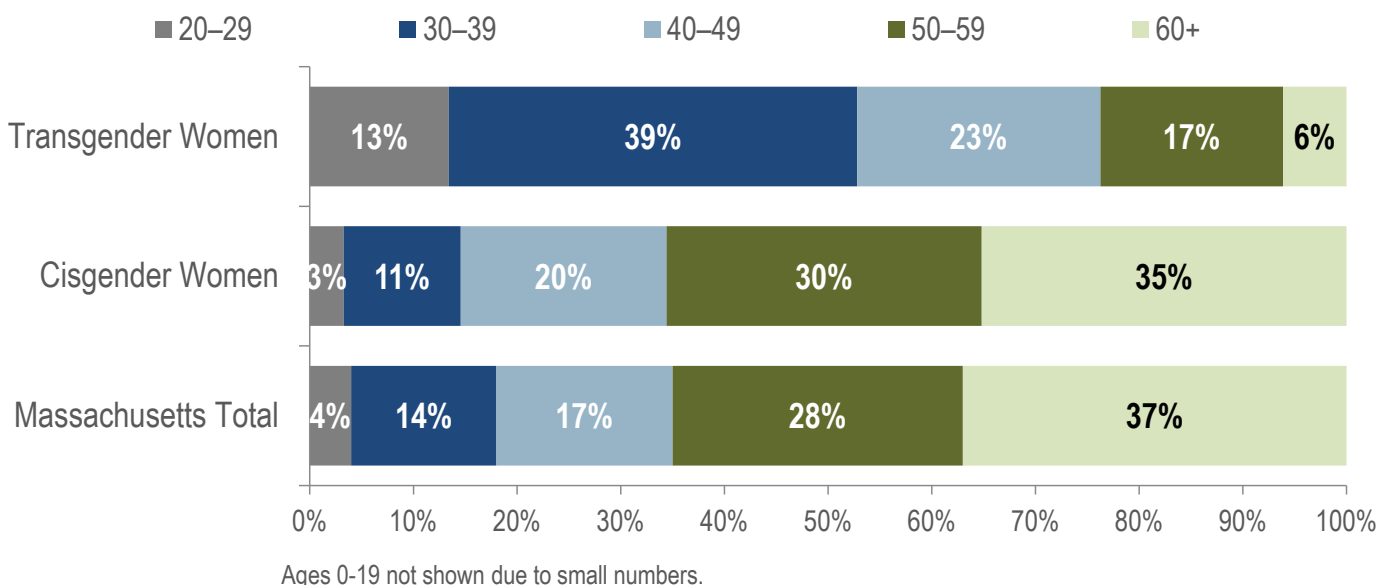


KEY FINDING

- Fifty-four percent of transgender women living with HIV infection were Hispanic/Latinx, compared to 28% of both cisgenderⁱⁱ women and all persons living with HIV infection.

AGE

FIGURE 3. Persons living with HIV infection on December 31, 2023 by age (years): transgender women (N=122), cisgender women (N=7,009), and Massachusetts total (N=24,119)



KEY FINDING

- The majority of transgender women living with HIV infection in Massachusetts were under 40 years old. A total of 52% of transgender women were ages 20–39 years old as of December 31, 2023, compared to 14% of cisgender women and 18% of all persons living with HIV infection in Massachusetts.

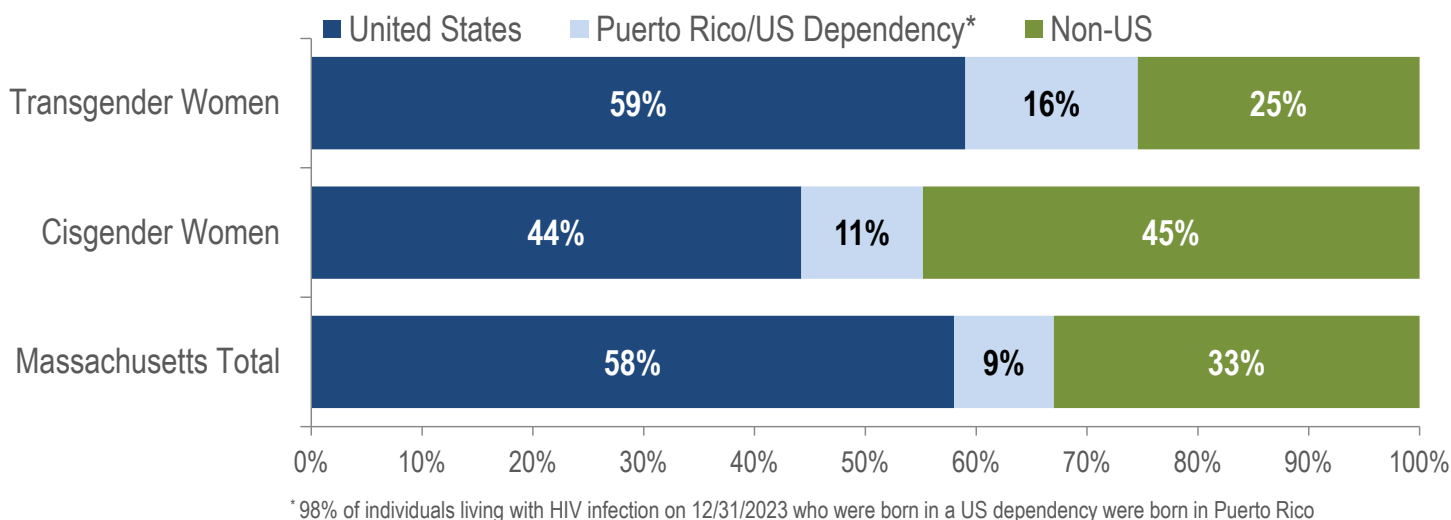
ⁱ Please consider the impact of the COVID-19 pandemic on infectious disease screening, treatment, and surveillance in the interpretation of data from 2020 to 2023

ⁱⁱ Cisgender describes persons whose current gender identity corresponds with their sex assigned at birth

TRANSGENDER INDIVIDUALS

PLACE OF BIRTH

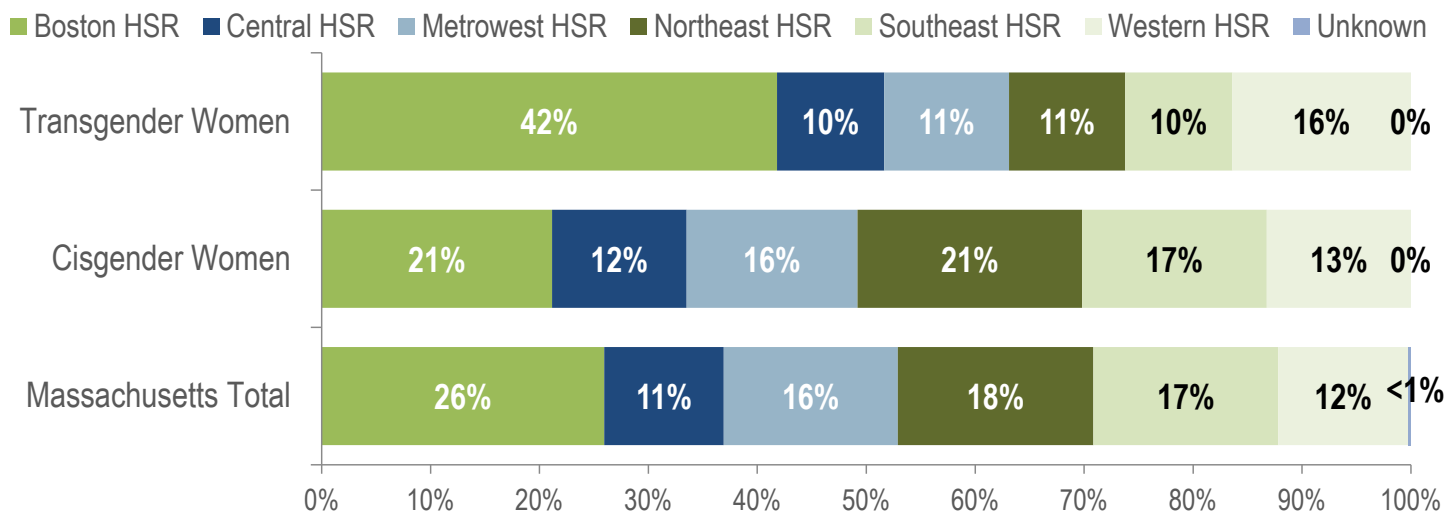
FIGURE 4. Persons living with HIV infection on December 31, 2023ⁱ by place of birth: transgender women (N=122), cisgender women (N=7,009), and Massachusetts total (N=24,119)



- The distribution of place of birth among transgender women living with HIV infection on December 31, 2023 was more similar to the distribution of all persons living with HIV infection (PLWH) in Massachusetts than to the distribution of cisgender women. Fifty-nine percent of transgender women were born in the United States compared to 58% of all PLWH and 44% of cisgender women.

AREA OF RESIDENCE

FIGURE 5. Persons living with HIV infection on December 31, 2023 by Health Service Region (HSR) of residence: transgender women (N=122), cisgender women (N=7,009), and Massachusetts total (N=24,119)



- Forty-two percent of transgender women reported to be living with HIV infection in Massachusetts on December 31, 2023 were living in the Boston HSR, compared to 21% of cisgender women and 26% of all persons living with HIV infection. A total of 16% of transgender women were living in the Western HSR, 11% in both the Metrowest and Northeast HSRs, and 10% in both the Central and Southeast HSRs.

ⁱ Please consider the impact of the COVID-19 pandemic on infectious disease screening, treatment, and surveillance in the interpretation of data from 2020 to 2023