

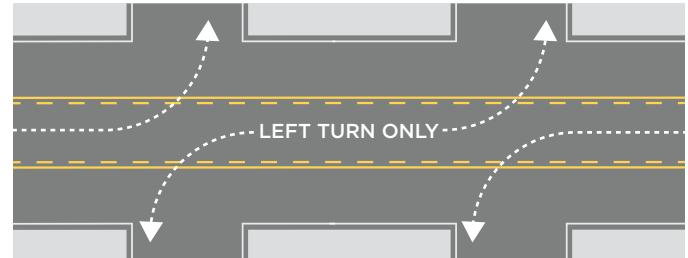
Two-Way Left Turn Lanes

INFORMATIONAL GUIDE



A two-way left-turn lane (TWLTL) is a street configuration that provides a center lane for left turning vehicles traveling in either direction.

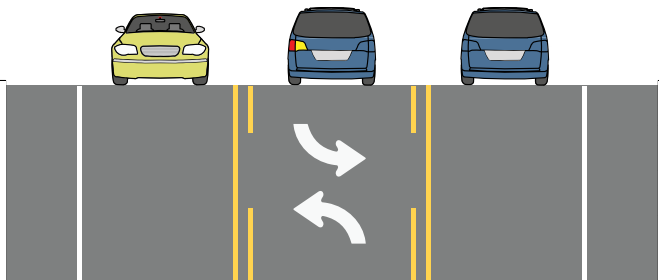
A TWLTL removes left turning vehicles from the through lanes and allows vehicles to wait in the center lane until a safe gap in oncoming traffic is available before turning left.



Two-Way Left Turn Lanes...	Which can Result in...
Remove stopped or slow left-turning vehicles from the through lanes	<ul style="list-style-type: none">• Fewer rear-end collisions• Reduced delay to through vehicles
Provide drivers a space to wait for an adequate gap in traffic before turning left	<ul style="list-style-type: none">• Fewer side-swipe collisions
Create spacial separation between opposing lanes of traffic	<ul style="list-style-type: none">• Fewer head-on collisions

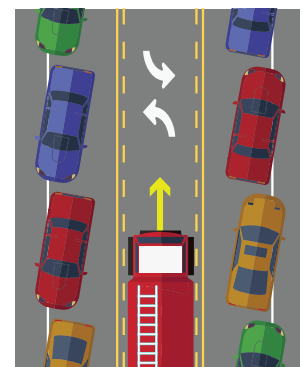
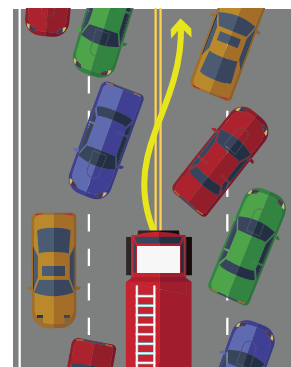
MAINTAINING ROADWAY CAPACITY

When a four-lane corridor contains a large number of driveways and side streets, the majority of through traffic stays in the outside lanes to avoid being delayed by slow and stopped left-turning vehicles in the inside lanes. These four-lane corridors essentially behave like there is only one through lane in each direction, so when they are converted to a three-lane section they are less likely to experience a significant change in capacity.



CLARITY DURING EMERGENCIES

Three-lane roadways provide increased clarity in the event of an emergency by allowing for law enforcement and emergency services vehicles to bypass stopped traffic by using the TWLTL, if necessary. Drivers in through lanes can remain in place, leaving the TWLTL solely for emergency response vehicles.



Two-Way Left Turn Lanes

INFORMATIONAL GUIDE



HOW TO USE THEM



1. Plan for the turn.



2. Signal your turn at least 100 feet before making the turn. On a highway, signal at least 500 feet before a turn.



3. Reduce your speed.



4. Check your mirrors for traffic behind you and check the blind spot on your turning side.



5. Watch out for oncoming vehicles that may be using the center turn lane.



6. When it is safe and the center turn lane is clear, enter the center turn lane.



7. Make sure no part of your vehicle is blocking through traffic.



8. Wait in the center left turn lane until it is safe to turn left.

WHEN TO USE THEM

Two-way left turn lanes should only be used when:

1. Making a left turn or a U-turn from the roadway when permitted
2. Making a left turn from a side street or driveway

Drivers may not travel in a center turning lane. Never use the center left turn lane as an ordinary traffic lane or for passing other vehicles.

LEARN MORE

Before and after data from road diets around the country often show the three lane roads have similar capacities and lower crash rate than the original four lane road.

To learn more about road diets and two-way left-turn lanes, please visit:

- https://safety.fhwa.dot.gov/road_diets/
- <https://www.mass.gov/info-details/what-are-road-diets>

