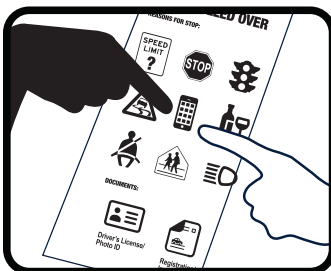
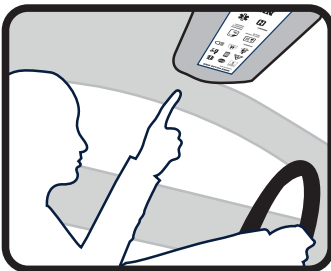
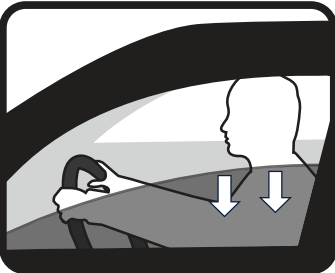
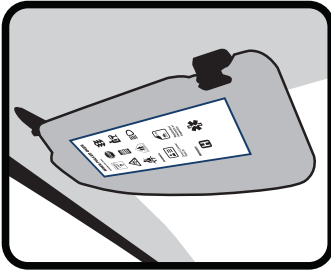


Driver Instructions: Using the Visor Card
Review BEFORE Using Your Visor Card



**IF THE POLICE
STOP YOU,
FOLLOW THESE STEPS:**



This page is for instruction ONLY. The Visor Card is a separate full color two sided card with pictures.

Driver Instructions: Using the Visor Card
Review BEFORE Using Your Visor Card



**IF THE POLICE
STOP YOU,
FOLLOW THESE STEPS:**

- Attach your Visor Card to the driver's side sun visor.
- Open your driver's side window. If it is dark, turn on your vehicle's dome light.
- Place both hands near the top of the steering wheel. Do NOT reach around the car.
- When the officer is at your window indicate that you are Deaf or hard of hearing, if you wish. Then point to your Visor Card and remove it from the sun visor and hand it to the officer.
- The officer can use the Visor Card to instruct you on what to do next. The pictures on the card can help both of you communicate better.



For more information or to provide feedback:
www.mass.gov/MCDHH or email MCDsafety@massmail.state.ma.us

This page is for instruction ONLY. The Visor Card is a separate full color two sided card with pictures.