



For Physicians & Providers    For Insurers & Employers

A Health Care Resource Provided by the Commonwealth of Massachusetts Health Care Quality and Cost Council

[For Patients & Families](#)
[About The Ratings](#)
[Frequently Asked Questions](#)
[Resources & Tools](#)
[About Us](#)
[Feedback](#)

## Comparison of Providers

[Start New Search](#)
[Return to Search Results](#)
[Bookmark](#)

## Choose a Topic

Patient Safety  
Patient Experience  
Surgical Care

## Bone and Joint Care

Back Procedure  
Hip Fracture  
Hip Replacement  
Knee Replacement

## Digestive System

Gall Bladder  
Intestinal Surgery  
Weight-loss Surgery

## Heart Care

Angioplasty  
Bypass Surgery  
Heart Attack  
Heart Failure  
Heart Valve Surgery  
Stroke

## Obstetrics

Cesarean Section  
Normal Delivery  
Normal Newborn

## Respiratory

COPD  
Pneumonia

## Outpatient Diagnostic Procedures

Cardiac Testing  
CT Scan  
Mammogram  
MRI  
Ultrasound  
X-Ray

## Outpatient Radiation

Radiation Treatment

## Digestive System: Weight-loss Surgery

Quality and cost of weight-loss surgery varies by hospital. The reason to know about this is that someday you, or someone you care about, may need to decide which hospital to go to for weight-loss surgery. You can make a more informed choice when you know about quality and cost and then discuss this with your doctor. (more)

Diagnostic classification: Weight-loss surgery (APR-DRG 403)

[View Summarized Report](#)
[Detailed Report](#)

## Quality of Care (more)

	Beth Israel Deaconess Medical Center	Boston Medical Center	Brigham & Women's Hospital	Tufts Medical Center	State Value
Quality Rating		N/A			
Statistical Significance	N/A	N/A	N/A	N/A	
Experience of hospital and surgeon	Good progress	Did not disclose this information <sup>6</sup>	Good progress	Fully implemented	N/A

Data Provided by The Leapfrog Group

## Cost of Care (more)

	Beth Israel Deaconess Medical Center	Boston Medical Center	Brigham & Women's Hospital	Tufts Medical Center	State Value
Cost Rating	\$\$\$	\$	\$\$\$\$	\$	
Statistical Significance	Above Average Cost	Below Average Cost	Above Average Cost	Below Average Cost	
high cost: Weight-loss surgery (eighty-fifth percentile)	\$16,500	\$13,000	\$18,000	\$13,500	\$14,500
median cost: Weight-loss surgery	\$14,500	\$12,500	\$16,500	\$12,500	\$13,000
low cost: Weight-loss surgery (fifteenth percentile)	\$9,000	\$6,000	\$10,000	\$8,000	\$11,000

Data Provided by Health Care Quality and Cost Council (HCQCC)

## Additional Service Information (more)

	Beth Israel Deaconess Medical Center	Boston Medical Center	Brigham & Women's Hospital	Tufts Medical Center	State Value
Percentage of patients whose severity of illness was major or extreme (higher is more experience with complex patients)	1%	2%	2%	1%	2%
Number of Patients	225	168	342	418	N/A

Data Provided by Division of Health Care Finance and Policy

Beth Israel Deaconess Medical Center	Boston Medical Center	Brigham & Women's Hospital	Tufts Medical Center
<a href="#">Remove</a>	<a href="#">Remove</a>	<a href="#">Remove</a>	<a href="#">Remove</a>

## Legend

Hospitals have a rate in the bottom 15%. Their rate is worse than 85% of all hospitals in the state.

Hospitals are below average, but not in bottom 15%. Their rate is above 15% but below 50% of all hospitals in the state.

Hospitals perform better than average but are not in the top 15%. Their rate is above



For Physicians & Providers For Insurers & Employers  
 For Patients & Families About The Ratings Frequently Asked Questions Resources & Tools About Us Feedback

## Comparison of Providers

[Start New Search](#)

[Return to Search Results](#)

[Bookmark](#)

### Choose a Topic

Patient Safety  
 Patient Experience  
 Surgical Care

### Bone and Joint Care

Back Procedure  
 Hip Fracture  
 Hip Replacement  
 Knee Replacement

### Digestive System

Gall Bladder  
 Intestinal Surgery  
 Weight-loss Surgery

### Heart Care

Angioplasty  
 Bypass Surgery  
 Heart Attack  
 Heart Failure  
 Heart Valve Surgery  
 Stroke

### Obstetrics

Cesarean Section  
 Normal Delivery  
 Normal Newborn

### Respiratory

COPD  
 Pneumonia

### Outpatient Diagnostic Procedures

Cardiac Testing  
 CT Scan  
 Mammogram  
 MRI  
 Ultrasound  
 X-Ray

### Outpatient Radiation

Radiation Treatment

### Obstetrics: Cesarean Section

Quality and cost of cesarean section varies by hospital. The reason to know about this is that someday you, or someone you care about, may need to decide which hospital to go to for cesarean section. You can make a more informed choice when you know about quality and cost and then discuss this with your doctor. (more)

Diagnostic classification: Cesarean section (APR-DRG 540)

[View Summarized Report](#)

[Detailed Report](#)

#### Quality of Care (more)

	Beth Israel Deaconess Medical Center	Boston Medical Center	Brigham & Women's Hospital	Tufts Medical Center	State Wide
Quality Rating	N/A	N/A	N/A	N/A	
Statistical Significance	N/A	N/A	N/A	N/A	

#### Cost of Care (more)

	Beth Israel Deaconess Medical Center	Boston Medical Center	Brigham & Women's Hospital	Tufts Medical Center	State Wide
Cost Rating	\$\$\$\$	\$\$\$	\$\$\$\$	\$\$\$	
Statistical Significance	Above Average Cost	Not different from Average Cost	Above Average Cost	Above Average Cost	
high cost: Cesarean Section (eighty-fifth percentile)	\$8,200	\$7,400	\$9,400	\$10,900	\$6,700
median cost: Cesarean Section	\$7,000	\$6,000	\$7,600	\$6,700	\$5,750
low cost: Cesarean Section (fifteenth percentile)	\$6,100	\$4,900	\$6,800	\$5,700	\$5,100

Data Provided by Health Care Quality and Cost Council. (HCQCC)

#### Additional Service Information (more)

	Beth Israel Deaconess Medical Center	Boston Medical Center	Brigham & Women's Hospital	Tufts Medical Center	State Wide
Number of Patients	1933	738	2478	502	N/A
Percentage of patients whose severity of illness was major or extreme (higher is more experience with complex patients)	11%	13%	13%	19%	7%

Data Provided by Division of Health Care Finance and Policy

Beth Israel Deaconess Medical Center

[Remove](#)

Boston Medical Center

[Remove](#)

Brigham & Women's Hospital

[Remove](#)

Tufts Medical Center

[Remove](#)

### Legend

Bottom 15%

Below Average

Top 15%

N/A

See Details

Above Average Quality

Hospitals have a rate in the bottom 15%. Their rate is worse than 85% of all hospitals in the state.

Hospitals are below average, but not in bottom 15%. Their rate is above 15% but below 50% of all hospitals in the state.

Hospitals perform better than average but are not in the top 15%. Their rate is above 50% but below 15% of all hospitals in the state.

Hospitals have a rate in the top 15%. Their rate is better than 85% of all hospitals in the state.

Not enough information was reported.

Click on the Show Details link for more information on this Provider.

We are 95% sure that the hospital performs better than state average quality.



## Comparison of Providers

[Start New Search](#)
[Return to Search Results](#)
[Bookmark](#)

## Choose a Topic

Patient Safety  
Patient Experience  
Surgical Care

## Bone and Joint Care

Back Procedure  
Hip Fracture  
Hip Replacement  
Knee Replacement

## Digestive System

Gall Bladder  
Intestinal Surgery  
Weight-loss Surgery

## Heart Care

Angioplasty  
Bypass Surgery  
Heart Attack  
Heart Failure  
Heart Valve Surgery  
Stroke

## Obstetrics

Cesarean Section  
Normal Delivery  
Normal Newborn

## Respiratory

COPD  
Pneumonia

## Outpatient Diagnostic Procedures

Cardiac Testing  
CT Scan  
Mammogram  
MRI  
Ultrasound  
X-Ray

## Outpatient Radiation

Radiation Treatment

## Obstetrics: Cesarean Section

Quality and cost of cesarean section varies by hospital. The reason to know about this is that someday you, or someone you care about, may need to decide which hospital to go to for cesarean section. You can make a more informed choice when you know about quality and cost and then discuss this with your doctor. [\(more\)](#)

Diagnostic classification: Cesarean section (APR-DRG 540)

[View Summarized Report](#)
[Detailed Report](#)
Quality of Care [\(more\)](#)

	Cambridge Health Alliance - Cambridge Hospital	Caritas St. Elizabeth's Medical Center	Mount Auburn Hospital	State Wide
Quality Rating	N/A	N/A	N/A	
Statistical Significance	N/A	N/A	N/A	

Cost of Care [\(more\)](#)

	Cambridge Health Alliance - Cambridge Hospital	Caritas St. Elizabeth's Medical Center	Mount Auburn Hospital	State Wide
Cost Rating	\$	\$\$\$\$	\$\$	
Statistical Significance	Below Average Cost	Above Average Cost	Below Average Cost	
high cost: Cesarean Section (eighty-fifth percentile)	\$6,600	\$8,200	\$6,600	\$6,700
median cost: Cesarean Section	\$4,600	\$6,900	\$5,200	\$5,750
low cost: Cesarean Section (fifteenth percentile)	\$3,500	\$5,800	\$4,300	\$5,100

Data Provided by Health Care Quality and Cost Council. (HCQCC)

Additional Service Information [\(more\)](#)

	Cambridge Health Alliance - Cambridge Hospital	Caritas St. Elizabeth's Medical Center	Mount Auburn Hospital	State Wide
Number of Patients	376	539	478	N/A
Percentage of patients whose severity of illness was major or extreme (higher is more experience with complex patients)	1%	10%	3%	7%

Data Provided by Division of Health Care Finance and Policy

Cambridge Health Alliance - Cambridge Hospital

Caritas St. Elizabeth's Medical Center

Mount Auburn Hospital

[Show Details](#)
[Show Details](#)
[Show Details](#)

## Legend

	Hospitals have a rate in the bottom 15%. Their rate is worse than 85% of all hospitals in the state.
	Hospitals are below average, but not in bottom 15%. Their rate is above 15% but below 50% of all hospitals in the state.
	Hospitals perform better than average but are not in the top 15%. Their rate is above 50% but below 15% of all hospitals in the state.
	Hospitals have a rate in the top 15%. Their rate is better than 85% of all hospitals in the state.
N/A	Not enough information was reported.
See Details	Click on the Show Details link for more information on this Provider.
Above Average Quality	We are 95% sure that the hospital performs better than state average quality.
Not Different from Average Quality	The hospital performs in the average range. For a hospital with a small number of cases, we may not have enough information to be sure that the hospital's performance is Above Average Quality or Below Average Quality.


For Physicians & Providers For Insurers & Employers


**MyHealthCareOptions**

A Health Care Resource Provided by the Commonwealth of Massachusetts Health Care Quality and Cost Council

For Patients & Families About The Ratings Frequently Asked Questions Resources & Tools About Us Feedback

## Comparison of Providers

 Start New Search

 Return to Search Results

Bookmark

## Choose a Topic

Patient Safety  
Patient Experience  
Surgical Care

## Bone and Joint Care

Back Procedure  
Hip Fracture  
Hip Replacement  
Knee Replacement

## Digestive System

Gall Bladder  
Intestinal Surgery  
Weight-loss Surgery

## Heart Care

Angioplasty  
Bypass Surgery  
Heart Attack  
Heart Failure  
Heart Valve Surgery  
Stroke

## Obstetrics

Cesarean Section  
Normal Delivery  
Normal Newborn

## Respiratory

COPD  
Pneumonia

## Outpatient Diagnostic Procedures

Cardiac Testing  
CT Scan  
Mammogram  
MRI  
Ultrasound  
X-Ray

## Outpatient Radiation

Radiation Treatment

## Obstetrics: Normal Delivery

Quality and cost of normal delivery varies by hospital. The reason to know about this is that someday you, or someone you care about, may need to decide which hospital to go to for normal delivery. You can make a more informed choice when you know about quality and cost and then discuss this with your doctor. (more)

Diagnostic classification: Normal vaginal delivery (APR-DRG 560)

View Summarized Report

Detailed Report

## Quality of Care (more)

	Beth Israel Deaconess Medical Center	Boston Medical Center	Brigham & Women's Hospital	Tufts Medical Center	State Wide
Quality Rating	N/A	N/A	N/A	N/A	
Statistical Significance	N/A	N/A	N/A	N/A	

## Cost of Care (more)

	Beth Israel Deaconess Medical Center	Boston Medical Center	Brigham & Women's Hospital	Tufts Medical Center	State Wide
Cost Rating	\$\$\$\$	\$	\$\$\$\$	\$\$\$	
Statistical Significance	Above Average	Below Average	Above Average	Above Average	
high cost: Vaginal Delivery (eighty-fifth percentile)	\$6,100	\$4,600	\$6,400	\$5,900	\$4,300
median cost: Vaginal Delivery	\$4,600	\$3,700	\$4,900	\$4,000	\$3,700
low cost: Vaginal Delivery (fifteenth percentile)	\$4,100	\$3,300	\$4,300	\$3,500	\$3,200

Data Provided by Health Care Quality and Cost Council (HCQCC)

## Additional Service Information (more)

	Beth Israel Deaconess Medical Center	Boston Medical Center	Brigham & Women's Hospital	Tufts Medical Center	State Wide
Number of Patients	2765	1604	5399	699	N/A
Percentage of patients whose severity of illness was major or extreme (higher is more experience with complex patients)	5%	8%	6%	9%	4%




Data Provided by Division of Health Care Finance and Policy

Beth Israel Deaconess Medical Center	Boston Medical Center	Brigham & Women's Hospital	Tufts Medical Center
			

## Legend

N/A	Not enough information was reported.
See Details	Click on the Show Details link for more information on this Provider.
Above Average Quality	We are 95% sure that the hospital performs better than state average quality.
Not Different from Average Quality	The hospital performs in the average range. For a hospital with a small number of cases, we may not have enough information to be sure that the hospital's performance is Above Average Quality or Below Average Quality.



For Physicians & Providers    For Insurers & Employers

A Health Care Resource Provided by the Commonwealth of Massachusetts Health Care Quality and Cost Council

[For Patients & Families](#)
[About The Ratings](#)
[Frequently Asked Questions](#)
[Resources & Tools](#)
[About Us](#)
[Feedback](#)

## Comparison of Providers

 [Start New Search](#)
 [Return to Search Results](#)
[Bookmark](#)

## Choose a Topic

[Patient Safety](#)

[Patient Experience](#)

[Surgical Care](#)

## Bone and Joint Care

[Back Procedure](#)

[Hip Fracture](#)

[Hip Replacement](#)

[Knee Replacement](#)

## Digestive System

[Gall Bladder](#)

[Intestinal Surgery](#)

[Weight-loss Surgery](#)

## Heart Care

[Angioplasty](#)

[Bypass Surgery](#)

[Heart Attack](#)

[Heart Failure](#)

[Heart Valve Surgery](#)

[Stroke](#)

## Obstetrics

[Cesarean Section](#)

[Normal Delivery](#)

[Normal Newborn](#)

## Respiratory

[COPD](#)

[Pneumonia](#)

## Outpatient Diagnostic Procedures

[Cardiac Testing](#)

[CT Scan](#)

[Mammogram](#)

[MRI](#)

[Ultrasound](#)

[X-Ray](#)

## Outpatient Radiation

[Radiation Treatment](#)

## Obstetrics: Normal Delivery

Quality and cost of normal delivery varies by hospital. The reason to know about this is that someday you, or someone you care about, may need to decide which hospital to go to for normal delivery. You can make a more informed choice when you know about quality and cost and then discuss this with your doctor. [\(more\)](#)

Diagnostic classification: Normal vaginal delivery (APR-DRG 560)

[View Summarized Report](#)[Detailed Report](#)Quality of Care [\(more\)](#)

	Cambridge Health Alliance - Cambridge Hospital	Caritas St. Elizabeth's Medical Center	Mount Auburn Hospital	State Wide
<b>Quality Rating</b>	N/A	N/A	N/A	
<b>Statistical Significance</b>	N/A	N/A	N/A	

Cost of Care [\(more\)](#)

	Cambridge Health Alliance - Cambridge Hospital	Caritas St. Elizabeth's Medical Center	Mount Auburn Hospital	State Wide
<b>Cost Rating</b>	\$\$	\$\$\$\$	\$\$	
<b>Statistical Significance</b>	Below Average Cost	Above Average Cost	Below Average Cost	
<b>high cost: Vaginal Delivery (eighty-fifth percentile)</b>	\$3,700	\$7,000	\$4,300	\$4,300
<b>median cost: Vaginal Delivery</b>	\$3,500	\$4,400	\$3,400	\$3,700
<b>low cost: Vaginal Delivery (fifteenth percentile)</b>	\$2,800	\$3,800	\$3,200	\$3,200

Data Provided by Health Care Quality and Cost Council (HCQCC)

Additional Service Information [\(more\)](#)

	Cambridge Health Alliance - Cambridge Hospital	Caritas St. Elizabeth's Medical Center	Mount Auburn Hospital	State Wide
<b>Number of Patients</b>	884	779	1343	N/A
<b>Percentage of patients whose severity of illness was major or extreme (higher is more experience with complex patients)</b>	1%	5%	1%	4%

Data Provided by Division of Health Care Finance and Policy

Cambridge Health Alliance - Cambridge Hospital

[Show Details](#)





Caritas St. Elizabeth's Medical Center

[Show Details](#)

Mount Auburn Hospital

[Show Details](#)



## Legend

	Hospitals have a rate in the bottom 15%. Their rate is worse than 85% of all hospitals in the state.
	Hospitals are below average, but not in bottom 15%. Their rate is above 15% but below 50% of all hospitals in the state.
	Hospitals perform better than average but are not in the top 15%. Their rate is above 50% but below 15% of all hospitals in the state.
	Hospitals have a rate in the top 15%. Their rate is better than 85% of all hospitals in the state.
N/A	Not enough information was reported.
<a href="#">See Details</a>	Click on the Show Details link for more information on this Provider.
Above Average Quality	We are 95% sure that the hospital performs better than state average quality.
Not Different from Average Quality	The hospital performs in the average range. For a hospital with a small number of cases, we may not have enough information to be sure that the hospital's performance is Above Average Quality or Below Average Quality.

For Physicians & Providers    For Insurers & Employers


# MyHealthCareOptions


A Health Care Resource Provided by the Commonwealth of Massachusetts Health Care Quality and Cost Council

For Patients & Families    About The Ratings    Frequently Asked Questions    Resources & Tools    About Us    Feedback

## Comparison of Providers

 Start New Search

 Return to Search Results

 Bookmark

### Choose a Topic

Patient Safety  
Patient Experience  
Surgical Care

### Bone and Joint Care

Back Procedure  
Hip Fracture  
Hip Replacement  
Knee Replacement

### Digestive System

Gall Bladder  
Intestinal Surgery  
Weight-loss Surgery

### Heart Care

Angioplasty  
Bypass Surgery  
Heart Attack  
Heart Failure  
Heart Valve Surgery  
Stroke

### Obstetrics

Cesarean Section  
Normal Delivery  
Normal Newborn

### Respiratory

COPD  
Pneumonia

### Outpatient Diagnostic Procedures

Cardiac Testing  
CT Scan  
Mammogram  
MRI  
Ultrasound  
X-Ray

### Outpatient Radiation

Radiation Treatment

### Obstetrics: Normal Newborn

Quality and cost of normal newborn varies by hospital. The reason to know about this is that someday you, or someone you care about, may need to decide which hospital to go to for normal newborn. You can make a more informed choice when you know about quality and cost and then discuss this with your doctor. (more)

Diagnostic classification: Normal Newborn (APR-DRG 640)

[View Summarized Report](#)

[Detailed Report](#)

### Quality of Care (more)

	Beth Israel Deaconess Medical Center	Boston Medical Center	Brigham & Women's Hospital	Tufts Medical Center	State Wide
Quality Rating	N/A	N/A	N/A	N/A	
Statistical Significance	N/A	N/A	N/A	N/A	

### Cost of Care (more)





	Beth Israel Deaconess Medical Center	Boston Medical Center	Brigham & Women's Hospital	Tufts Medical Center	State Wide
Cost Rating	\$ \$ \$	\$ \$	N/A	\$ \$ \$	
Statistical Significance	Not different from Average Cost	Not different from Average Cost	N/A	Not different from Average Cost	
high cost: Normal Newborn (eighty-fifth percentile)	\$1,400	\$1,400	N/A	\$1,400	\$1,400
median cost: Normal Newborn	\$1,400	\$1,200	N/A	\$1,300	\$1,200
low cost: Normal Newborn (fifteenth percentile)	\$1,400	\$1,200	N/A	\$1,200	\$1,000

Data Provided by Health Care Quality and Cost Council (HCQCC)

### Additional Service Information (more)

	Beth Israel Deaconess Medical Center	Boston Medical Center	Brigham & Women's Hospital	Tufts Medical Center	State Wide
Number of Patients	4260	2012	7066	922	N/A
Percentage of patients whose severity of illness was major or extreme (higher is more experience with complex patients)	N/A	N/A	N/A	N/A	N/A

Data Provided by Division of Health Care Finance and Policy

Beth Israel Deaconess Medical Center	Boston Medical Center	Brigham & Women's Hospital	Tufts Medical Center
			

### Legend

N/A	Hospitals have a rate in the bottom 15%. Their rate is worse than 85% of all hospitals in the state.
See Details	Hospitals are below average, but not in bottom 15%. Their rate is above 15% but below 50% of all hospitals in the state.
Above Average Quality	Hospitals perform better than average but are not in the top 15%. Their rate is above 50% but below 15% of all hospitals in the state.
Not Different from Average Quality	Hospitals have a rate in the top 15%. Their rate is better than 85% of all hospitals in the state.
	Not enough information was reported.
	Click on the Show Details link for more information on this Provider.
	We are 95% sure that the hospital performs better than state average quality.
	The hospital performs in the average range. For a hospital with a small number of cases, we may not have enough information to be sure that the hospital's



For Physicians & Providers For Insurers & Employers

For Patients & Families About The Ratings Frequently Asked Questions Resources & Tools About Us Feedback

## Comparison of Providers

[Start New Search](#)

[Return to Search Results](#)

[Bookmark](#)

### Choose a Topic

Patient Safety  
Patient Experience  
Surgical Care

### Bone and Joint Care

Back Procedure  
Hip Fracture  
Hip Replacement  
Knee Replacement

### Digestive System

Gall Bladder  
Intestinal Surgery  
Weight-loss Surgery

### Heart Care

Angioplasty  
Bypass Surgery  
Heart Attack  
Heart Failure  
Heart Valve Surgery  
Stroke

### Obstetrics

Cesarean Section  
Normal Delivery  
Normal Newborn

### Respiratory

COPD  
Pneumonia

### Outpatient Diagnostic

Procedures  
Cardiac Testing

CT Scan

Mammogram

MRI

Ultrasound

X-Ray

### Outpatient Radiation

Radiation Treatment

### Obstetrics: Normal Newborn

Quality and cost of normal newborn varies by hospital. The reason to know about this is that someday you, or someone you care about, may need to decide which hospital to go to for normal newborn. You can make a more informed choice when you know about quality and cost and then discuss this with your doctor. [\(more\)](#)

Diagnostic classification: Normal Newborn (APR-DRG 640)

[View Summarized Report](#)

[Detailed Report](#)

### Quality of Care [\(more\)](#)

	Cambridge Health Alliance - Cambridge Hospital	Caritas St. Elizabeth's Medical Center	Mount Auburn Hospital	State Wide
Quality Rating	N/A	N/A	N/A	
Statistical Significance	N/A	N/A	N/A	

### Cost of Care [\(more\)](#)

	Cambridge Health Alliance - Cambridge Hospital	Caritas St. Elizabeth's Medical Center	Mount Auburn Hospital	State Wide
Cost Rating	\$	\$\$\$	\$\$	
Statistical Significance	Below Average Cost	Not different from Average Cost	Below Average Cost	
high cost: Normal Newborn (eighty-fifth percentile)	\$1,100	\$1,500	\$1,100	\$1,400
median cost: Normal Newborn	\$1,000	\$1,400	\$1,100	\$1,200
low cost: Normal Newborn (fifteenth percentile)	\$900	\$1,400	\$1,100	\$1,000

Data Provided by Health Care Quality and Cost Council. (HCQCC)

### Additional Service Information [\(more\)](#)

	Cambridge Health Alliance - Cambridge Hospital	Caritas St. Elizabeth's Medical Center	Mount Auburn Hospital	State Wide
Number of Patients	1262	1182	1779	N/A
Percentage of patients whose severity of illness was major or extreme (higher is more experience with complex patients)	N/A	N/A	N/A	N/A

Data Provided by Division of Health Care Finance and Policy

Cambridge Health Alliance - Cambridge Hospital

[Show Details](#)

Caritas St. Elizabeth's Medical Center

[Show Details](#)



Mount Auburn Hospital

[Show Details](#)

### Legend

	Hospitals have a rate in the bottom 15%. Their rate is worse than 85% of all hospitals in the state.
	Hospitals are below average, but not in bottom 15%. Their rate is above 15% but below 50% of all hospitals in the state.
	Hospitals perform better than average but are not in the top 15%. Their rate is above 50% but below 15% of all hospitals in the state.
	Hospitals have a rate in the top 15%. Their rate is better than 85% of all hospitals in the state.
N/A	Not enough information was reported.
See Details	Click on the Show Details link for more information on this Provider.
Above Average Quality	We are 95% sure that the hospital performs better than state average quality.
Not Different from Average Quality	The hospital performs in the average range. For a hospital with a small number of cases, we may not have enough information to be sure that the hospital's performance is Above Average Quality or Below Average Quality.



For Physicians & Providers    For Insurers & Employers

A Health Care Resource Provided by the Commonwealth of Massachusetts Health Care Quality and Cost Council

[For Patients & Families](#)
[About The Ratings](#)
[Frequently Asked Questions](#)
[Resources & Tools](#)
[About Us](#)
[Feedback](#)

## Comparison of Providers

 [Start New Search](#)
 [Return to Search Results](#)
 [Bookmark](#)

## Choose a Topic

[Patient Safety](#)

[Patient Experience](#)

[Surgical Care](#)

## Bone and Joint Care

[Back Procedure](#)

[Hip Fracture](#)

[Hip Replacement](#)

[Knee Replacement](#)

## Digestive System

[Gall Bladder](#)

[Intestinal Surgery](#)

[Weight-loss Surgery](#)

## Heart Care

[Angioplasty](#)

[Bypass Surgery](#)

[Heart Attack](#)

[Heart Failure](#)

[Heart Valve Surgery](#)

[Stroke](#)

## Obstetrics

[Cesarean Section](#)

[Normal Delivery](#)

[Normal Newborn](#)

## Respiratory

[COPD](#)

[Pneumonia](#)

## Outpatient Diagnostic Procedures

[Cardiac Testing](#)

[CT Scan](#)

[Mammogram](#)

[MRI](#)

[Ultrasound](#)

[X-Ray](#)

## Outpatient Radiation

[Radiation Treatment](#)

## Outpatient Diagnostic Procedures: Cardiac Testing

Quality and cost of cardiac testing varies by hospital. The reason to know about this is that someday you, or someone you care about, may need to decide which hospital to go to for cardiac testing. You can make a more informed choice when you know about quality and cost and then discuss this with your doctor. [\(more\)](#)

[View Summarized Report](#)
[Detailed Report](#)
Quality of Care [\(more\)](#)

	Beth Israel Deaconess Medical Center	Boston Medical Center	Brigham & Women's Hospital	Tufts Medical Center	State Wide
Quality Rating	N/A	N/A	N/A	N/A	
Statistical Significance	N/A	N/A	N/A	N/A	

Cost of Care: Blood Flow Scan of Heart Muscle [\(more\)](#)

	Beth Israel Deaconess Medical Center	Boston Medical Center	Brigham & Women's Hospital	Tufts Medical Center	State Wide
Cost Rating	\$ \$ \$	\$	\$ \$ \$ \$	\$ \$	
Statistical Significance	Above Average Cost	Below Average Cost	Above Average Cost	Below Average Cost	
High cost - 85th percentile	\$1,150	\$675	\$1,875	\$1,250	\$1,250
Median cost - 50th percentile	\$975	\$600	\$1,225	\$725	\$825
Low cost - 15th percentile	\$925	\$600	\$1,225	\$700	\$625

Data Provided by Health Care Quality and Cost Council. (HCQCC)

Cost of Care: Echocardiograph [\(more\)](#)

	Beth Israel Deaconess Medical Center	Boston Medical Center	Brigham & Women's Hospital	Tufts Medical Center	State Wide
Cost Rating	\$ \$ \$	\$ \$	\$ \$ \$ \$	\$ \$	
Statistical Significance	Below Average Cost	Below Average Cost	Above Average Cost	Below Average Cost	
High cost - 85th percentile	\$375	\$275	\$575	\$475	\$475
Median cost - 50th percentile	\$300	\$250	\$450	\$250	\$350
Low cost - 15th percentile	\$300	\$250	\$425	\$225	\$250

Data Provided by Health Care Quality and Cost Council. (HCQCC)

Cost of Care: Echocardiograph Doppler Testing [\(more\)](#)

	Beth Israel Deaconess Medical Center	Boston Medical Center	Brigham & Women's Hospital	Tufts Medical Center	State Wide
Cost Rating	\$ \$	\$ \$	\$ \$ \$ \$	\$	
Statistical Significance	Below Average Cost	Below Average Cost	Above Average Cost	Below Average Cost	
High cost - 85th percentile	\$275	\$175	\$300	\$200	\$275
Median cost - 50th percentile	\$175	\$150	\$275	\$125	\$200
Low cost - 15th percentile	\$150	\$100	\$275	\$125	\$150

Data Provided by Health Care Quality and Cost Council. (HCQCC)

Beth Israel Deaconess Medical    Boston Medical    Brigham & Women's    Tufts Medical



For Physicians & Providers    For Insurers & Employers

# MyHealthCareOptions

A Health Care Resource Provided by the Commonwealth of Massachusetts Health Care Quality and Cost Council

[For Patients & Families](#)    [About The Ratings](#)    [Frequently Asked Questions](#)    [Resources & Tools](#)    [About Us](#)    [Feedback](#)

## Comparison of Providers

[Start New Search](#)

[Return to Search Results](#)

[Bookmark](#)

### Choose a Topic

[Patient Safety](#)  
[Patient Experience](#)  
[Surgical Care](#)

### Bone and Joint Care

[Back Procedure](#)  
[Hip Fracture](#)  
[Hip Replacement](#)  
[Knee Replacement](#)

### Digestive System

[Gall Bladder](#)  
[Intestinal Surgery](#)  
[Weight-loss Surgery](#)

### Heart Care

[Angioplasty](#)  
[Bypass Surgery](#)  
[Heart Attack](#)  
[Heart Failure](#)  
[Heart Valve Surgery](#)  
[Stroke](#)

### Obstetrics

[Cesarean Section](#)  
[Normal Delivery](#)  
[Normal Newborn](#)

### Respiratory

[COPD](#)  
[Pneumonia](#)

### Outpatient Diagnostic Procedures

[Cardiac Testing](#)  
[CT Scan](#)  
[Mammogram](#)  
[MRI](#)  
[Ultrasound](#)  
[X-Ray](#)

### Outpatient Radiation

[Radiation Treatment](#)

### Outpatient Diagnostic Procedures: Cardiac Testing

Quality and cost of cardiac testing varies by hospital. The reason to know about this is that someday you, or someone you care about, may need to decide which hospital to go to for cardiac testing. You can make a more informed choice when you know about quality and cost and then discuss this with your doctor. [\(more\)](#)

[View Summarized Report](#)

[Detailed Report](#)

#### Quality of Care [\(more\)](#)

	Cambridge Health Alliance - Cambridge Hospital	Caritas St. Elizabeth's Medical Center	Mount Auburn Hospital	State Wide
Quality Rating	N/A	N/A	N/A	
Statistical Significance	N/A	N/A	N/A	

#### Cost of Care: Blood Flow Scan of Heart Muscle [\(more\)](#)

	Cambridge Health Alliance - Cambridge Hospital	Caritas St. Elizabeth's Medical Center	Mount Auburn Hospital	State Wide
Cost Rating	\$	\$\$\$	\$\$\$	
Statistical Significance	Below Average Cost	Below Average Cost	Below Average Cost	
High cost - 85th percentile	\$775	\$1,200	\$1,000	\$1,250
Median cost - 50th percentile	\$550	\$800	\$825	\$825
Low cost - 15th percentile	\$550	\$575	\$800	\$625

Data Provided by Health Care Quality and Cost Council. (HCQCC)

#### Cost of Care: Echocardiograph [\(more\)](#)

	Cambridge Health Alliance - Cambridge Hospital	Caritas St. Elizabeth's Medical Center	Mount Auburn Hospital	State Wide
Cost Rating	\$	N/A	\$\$\$	
Statistical Significance	Below Average Cost	N/A	Below Average Cost	
High cost - 85th percentile	\$225	N/A	\$425	\$475
Median cost - 50th percentile	\$200	N/A	\$300	\$350
Low cost - 15th percentile	\$200	N/A	\$300	\$250

Data Provided by Health Care Quality and Cost Council. (HCQCC)

#### Cost of Care: Echocardiograph Doppler Testing [\(more\)](#)

	Cambridge Health Alliance - Cambridge Hospital	Caritas St. Elizabeth's Medical Center	Mount Auburn Hospital	State Wide
Cost Rating	\$	\$\$\$	\$\$	
Statistical Significance	Below Average Cost	Above Average Cost	Below Average Cost	
High cost - 85th percentile	\$150	\$275	\$225	\$275
Median cost - 50th percentile	\$125	\$200	\$175	\$200
Low cost - 15th percentile	\$75	\$200	\$175	\$150



Data Provided by Health Care Quality and Cost Council. (HCQCC)

Cambridge Health Alliance - Cambridge

Caritas St. Elizabeth's Medical

Mount Auburn

[For Physicians & Providers](#)   [For Insurers & Employers](#)

A Health Care Resource Provided by the Commonwealth of Massachusetts Health Care Quality and Cost Council

[For Patients & Families](#)   [About The Ratings](#)   [Frequently Asked Questions](#)   [Resources & Tools](#)   [About Us](#)   [Feedback](#)

## Comparison of Providers

[Start New Search](#)
[Return to Search Results](#)
[Bookmark](#)

### Choose a Topic

[Patient Safety](#)  
[Patient Experience](#)  
[Surgical Care](#)

### Bone and Joint Care

[Back Procedure](#)  
[Hip Fracture](#)  
[Hip Replacement](#)  
[Knee Replacement](#)

### Digestive System

[Gall Bladder](#)  
[Intestinal Surgery](#)  
[Weight-loss Surgery](#)

### Heart Care

[Angioplasty](#)  
[Bypass Surgery](#)  
[Heart Attack](#)  
[Heart Failure](#)  
[Heart Valve Surgery](#)  
[Stroke](#)

### Obstetrics

[Cesarean Section](#)  
[Normal Delivery](#)  
[Normal Newborn](#)

### Respiratory

[COPD](#)  
[Pneumonia](#)

### Outpatient Diagnostic Procedures

[Cardiac Testing](#)  
[CT Scan](#)  
[Mammogram](#)  
[MRI](#)  
[Ultrasound](#)  
[X-Ray](#)

### Outpatient Radiation

[Radiation Treatment](#)

### Outpatient Diagnostic Procedures: CT Scan

Quality and cost of a CT scan varies by hospital. The reason to know about this is that someday you, or someone you care about, may need to decide which hospital to go to for a CT scan. You can make a more informed choice when you know about quality and cost and then discuss this with your doctor. (more)

[View Summarized Report](#)
[Detailed Report](#)

#### Quality of Care (more)

	Beth Israel Deaconess Medical Center	Boston Medical Center	Brigham & Women's Hospital	Tufts Medical Center	State Wide
Quality Rating	N/A	N/A	N/A	N/A	
Statistical Significance	N/A	N/A	N/A	N/A	

#### Cost of Care: CT-Scan, Chest without Contrast (more)

	Beth Israel Deaconess Medical Center	Boston Medical Center	Brigham & Women's Hospital	Tufts Medical Center	State Wide
Cost Rating	\$\$\$	\$	\$\$\$	\$\$	
Statistical Significance	Above Average Cost	Below Average Cost	Above Average Cost	Below Average Cost	
High cost - 85th percentile	\$550	\$325	\$725	\$400	\$650
Median cost - 50th percentile	\$500	\$325	\$650	\$375	\$425
Low cost - 15th percentile	\$375	\$200	\$525	\$350	\$325

Data Provided by Health Care Quality and Cost Council (HCQCC)

#### Cost of Care: CT-Scan, Abdomen with Contrast (more)

	Beth Israel Deaconess Medical Center	Boston Medical Center	Brigham & Women's Hospital	Tufts Medical Center	State Wide
Cost Rating	\$\$\$	\$\$	\$\$\$\$	\$\$\$	
Statistical Significance	Not different from Average Cost	Below Average Cost	Above Average Cost	Below Average Cost	
High cost - 85th percentile	\$675	\$425	\$975	\$525	\$800
Median cost - 50th percentile	\$675	\$425	\$875	\$500	\$525
Low cost - 15th percentile	\$200	\$200	\$250	\$125	\$250

Data Provided by Health Care Quality and Cost Council (HCQCC)

#### Cost of Care: CT-Scan, Head without Contrast (more)

	Beth Israel Deaconess Medical Center	Boston Medical Center	Brigham & Women's Hospital	Tufts Medical Center	State Wide
Cost Rating	\$\$\$	\$	\$\$\$	\$\$	
Statistical Significance	Above Average Cost	Below Average Cost	Above Average Cost	Below Average Cost	
High cost - 85th percentile	\$450	\$275	\$600	\$350	\$550
Median cost - 50th percentile	\$425	\$275	\$550	\$325	\$350
Low cost - 15th percentile	\$375	\$175	\$500	\$275	\$275

Data Provided by Health Care Quality and Cost Council (HCQCC)

[Return to Search Results](#)

Cost of Care: CT-Scan, Abdomen without Contrast (more)

	Beth Israel Deaconess Medical Center	Boston Medical Center	Brigham & Women's Hospital	Tufts Medical Center	State Wide
Cost Rating	\$\$\$	\$	\$\$\$	\$\$	
Statistical Significance	Above Average Cost	Below Average Cost	Above Average Cost	Below Average Cost	
High cost - 85th percentile	\$525	\$325	\$625	\$350	\$525
Median cost - 50th percentile	\$425	\$275	\$575	\$325	\$350
Low cost - 15th percentile	\$200	\$200	\$250	\$125	\$225

Data Provided by Health Care Quality and Cost Council. (HCQCC)

Cost of Care: CT-Scan, Chest with Contrast (more)

	Beth Israel Deaconess Medical Center	Boston Medical Center	Brigham & Women's Hospital	Tufts Medical Center	State Wide
Cost Rating	\$\$\$	\$\$	\$\$\$\$	\$\$	
Statistical Significance	Not different from Average Cost	Below Average Cost	Above Average Cost	Below Average Cost	
High cost - 85th percentile	\$675	\$425	\$925	\$500	\$850
Median cost - 50th percentile	\$650	\$425	\$850	\$475	\$525
Low cost - 15th percentile	\$350	\$200	\$525	\$275	\$400

Data Provided by Health Care Quality and Cost Council. (HCQCC)

Beth Israel Deaconess Medical Center	Boston Medical Center	Brigham & Women's Hospital	Tufts Medical Center
<a href="#">Show Details</a>	<a href="#">Show Details</a>	<a href="#">Show Details</a>	<a href="#">Show Details</a>

Legend

	Hospitals have a rate in the bottom 15%. Their rate is worse than 85% of all hospitals in the state.
	Hospitals are below average, but not in bottom 15%. Their rate is above 15% but below 50% of all hospitals in the state.
	Hospitals perform better than average but are not in the top 15%. Their rate is above 50% but below 15% of all hospitals in the state.
	Hospitals have a rate in the top 15%. Their rate is better than 85% of all hospitals in the state.
N/A	Not enough information was reported.
See Details	Click on the Show Details link for more information on this Provider.
Above Average Quality	We are 95% sure that the hospital performs better than state average quality.
Not Different from Average Quality	The hospital performs in the average range. For a hospital with a small number of cases, we may not have enough information to be sure that the hospital's performance is Above Average Quality or Below Average Quality.
Below Average Quality	We are 95% sure that the hospital performs worse than state average quality.
Legend	
\$	The hospital is among the least costly. This cost is lower than 85% of all hospitals in the state.
\$ \$	The hospital cost is below average. This cost is above 15% but below 50% of all hospitals in the state.
\$ \$ \$	The hospital cost is above average. This cost is above 50% but below 85% of all hospitals in the state.
\$ \$ \$ \$	The hospital is among the most costly. This cost is higher than 85% of all hospitals in the state.
N/A	Not enough information was reported.
See Details	Click on the Show Details link for more information on this Provider.
Above Average Cost	We are 95% sure that the hospital's cost is above state average cost.
Not Different from Average Cost	The hospital's cost is in the average range. For a hospital with a small number of cases, we may not have enough information to be sure that the hospital's cost is Above Average Cost or Below Average Cost.
Below Average Cost	We are 95% sure that the hospital's cost is below state average cost.



For Patients & Families About The Ratings Frequently Asked Questions Resources & Tools About Us Feedback

## Comparison of Providers

Start New Search

Return to Search Results

Bookmark

### Choose a Topic

Patient Safety  
Patient Experience  
Surgical Care  
(more)

### Bone and Joint Care

Back Procedure  
Hip Fracture  
Hip Replacement  
Knee Replacement

### Digestive System

Gall Bladder  
Intestinal Surgery  
Weight-loss Surgery

### Heart Care

Angioplasty  
Bypass Surgery  
Heart Attack  
Heart Failure  
Heart Valve Surgery  
Stroke

### Obstetrics

Cesarean Section  
Normal Delivery  
Normal Newborn

### Respiratory

COPD  
Pneumonia

### Outpatient Diagnostic

#### Procedures

Cardiac Testing  
CT Scan  
Mammogram  
MRI  
Ultrasound  
X-Ray

### Outpatient Radiation

Radiation Treatment

### Outpatient Diagnostic Procedures: CT Scan

Quality and cost of a CT scan varies by hospital. The reason to know about this is that someday you, or someone you care about, may need to decide which hospital to go to for a CT scan. You can make a more informed choice when you know about quality and cost and then discuss this with your doctor.  
(more)

View Summarized Report

Detailed Report

#### Quality of Care (more)

	Cambridge Health Alliance - Cambridge Hospital	Caritas St. Elizabeth's Medical Center	Mount Auburn Hospital	Statewide
Quality Rating	N/A	N/A	N/A	
Statistical Significance	N/A	N/A	N/A	

#### Cost of Care: CT-Scan, Chest without Contrast (more)

	Cambridge Health Alliance - Cambridge Hospital	Caritas St. Elizabeth's Medical Center	Mount Auburn Hospital	Statewide
Cost Rating	\$	\$	\$\$\$	
Statistical Significance	Below Average Cost	Below Average Cost	Below Average Cost	
High cost - 85th percentile	\$350	\$400	\$450	\$650
Median cost - 50th percentile	\$300	\$300	\$450	\$425
Low cost - 15th percentile	\$275	\$250	\$325	\$325

Data Provided by Health Care Quality and Cost Council. (HCQCC)

#### Cost of Care: CT-Scan, Abdomen with Contrast (more)

	Cambridge Health Alliance - Cambridge Hospital	Caritas St. Elizabeth's Medical Center	Mount Auburn Hospital	Statewide
Cost Rating	\$	\$	\$\$\$	
Statistical Significance	Below Average Cost	Below Average Cost	Below Average Cost	
High cost - 85th percentile	\$425	\$450	\$575	\$800
Median cost - 50th percentile	\$400	\$400	\$575	\$525
Low cost - 15th percentile	\$75	\$125	\$150	\$250

Data Provided by Health Care Quality and Cost Council. (HCQCC)

#### Cost of Care: CT-Scan, Head without Contrast (more)

	Cambridge Health Alliance - Cambridge Hospital	Caritas St. Elizabeth's Medical Center	Mount Auburn Hospital	Statewide
Cost Rating	\$	\$	\$\$\$	
Statistical Significance	Below Average Cost	Below Average Cost	Below Average Cost	
High cost - 85th percentile	\$275	\$325	\$375	\$550
Median cost - 50th percentile	\$250	\$250	\$375	\$350
Low cost - 15th percentile	\$150	\$250	\$325	\$275

Data Provided by Health Care Quality and Cost Council. (HCQCC)

#### Cost of Care: CT-Scan, Abdomen without Contrast (more)

[Return to Search Results](#)

	Cambridge Health Alliance - Cambridge Hospital	Caritas St. Elizabeth's Medical Center	Mount Auburn Hospital	State Wide
<b>Cost Rating</b>	\$	\$	\$ \$ \$	
<b>Statistical Significance</b>	Below Average Cost	Below Average Cost	Below Average Cost	
<b>High cost - 85th percentile</b>	\$350	\$375	\$425	\$525
<b>Median cost - 50th percentile</b>	\$250	\$275	\$375	\$350
<b>Low cost - 15th percentile</b>	\$75	\$125	\$150	\$225
Data Provided by Health Care Quality and Cost Council (HCQCC)				

**Cost of Care: CT-Scan, Chest with Contrast (more)**

	Cambridge Health Alliance - Cambridge Hospital	Caritas St. Elizabeth's Medical Center	Mount Auburn Hospital	State Wide
<b>Cost Rating</b>	\$	\$	\$ \$ \$	
<b>Statistical Significance</b>	Below Average Cost	Below Average Cost	Below Average Cost	
<b>High cost - 85th percentile</b>	\$425	\$500	\$575	\$850
<b>Median cost - 50th percentile</b>	\$375	\$400	\$550	\$525
<b>Low cost - 15th percentile</b>	\$350	\$250	\$500	\$400
Data Provided by Health Care Quality and Cost Council (HCQCC)				

Cambridge Health Alliance - Cambridge Hospital	Caritas St. Elizabeth's Medical Center	Mount Auburn Hospital
<a href="#">Show Details</a>	<a href="#">Show Details</a>	<a href="#">Show Details</a>

**Legend**

	Hospitals have a rate in the bottom 15%. Their rate is worse than 85% of all hospitals in the state.
	Hospitals are below average, but not in bottom 15%. Their rate is above 15% but below 50% of all hospitals in the state.
	Hospitals perform better than average but are not in the top 15%. Their rate is above 50% but below 85% of all hospitals in the state.
	Hospitals have a rate in the top 15%. Their rate is better than 85% of all hospitals in the state.
N/A	Not enough information was reported.
See Details	Click on the Show Details link for more information on this Provider.
Above Average Quality	We are 95% sure that the hospital performs better than state average quality.
Not Different from Average Quality	The hospital performs in the average range. For a hospital with a small number of cases, we may not have enough information to be sure that the hospital's performance is Above Average Quality or Below Average Quality.
Below Average Quality	We are 95% sure that the hospital performs worse than state average quality.
<b>Legend</b>	
\$	The hospital is among the least costly. This cost is lower than 85% of all hospitals in the state.
\$ \$	The hospital cost is below average. This cost is above 15% but below 50% of all hospitals in the state.
\$ \$ \$	The hospital cost is above average. This cost is above 50% but below 85% of all hospitals in the state.
\$ \$ \$ \$	The hospital is among the most costly. This cost is higher than 85% of all hospitals in the state.
N/A	Not enough information was reported.
See Details	Click on the Show Details link for more information on this Provider.
Above Average Cost	We are 95% sure that the hospital's cost is above state average cost.
Not Different from Average Cost	The hospital's cost is in the average range. For a hospital with a small number of cases, we may not have enough information to be sure that the hospital's cost is Above Average Cost or Below Average Cost.
Below Average Cost	We are 95% sure that the hospital's cost is below state average cost.

[Home](#)
[Patients & Families](#)
[About The Ratings](#)
[Frequently Asked Questions](#)
[Resources & Tools](#)
[About Us](#)
[Feedback](#)

© 2009 Commonwealth of Massachusetts. Terms of Use, Disclaimer & Privacy Policy

For Physicians & Providers    For Insurers & Employers

# MyHealthCareOptions

A Health Care Resource Provided by the Commonwealth of Massachusetts Health Care Quality and Cost Council

[For Patients & Families](#)    [About The Ratings](#)    [Frequently Asked Questions](#)    [Resources & Tools](#)    [About Us](#)    [Feedback](#)

## Comparison of Providers

[Start New Search](#)

[Return to Search Results](#)

[Bookmark](#)

### Choose a Topic

[Patient Safety](#)  
[Patient Experience](#)  
[Surgical Care](#)

### Bone and Joint Care

[Back Procedure](#)  
[Hip Fracture](#)  
[Hip Replacement](#)  
[Knee Replacement](#)

### Digestive System

[Gall Bladder](#)  
[Intestinal Surgery](#)  
[Weight-loss Surgery](#)

### Heart Care

[Angioplasty](#)  
[Bypass Surgery](#)  
[Heart Attack](#)  
[Heart Failure](#)  
[Heart Valve Surgery](#)  
[Stroke](#)

### Obstetrics

[Cesarean Section](#)  
[Normal Delivery](#)  
[Normal Newborn](#)

### Respiratory

[COPD](#)  
[Pneumonia](#)

### Outpatient Diagnostic

#### Procedures

[Cardiac Testing](#)  
[CT Scan](#)  
[Mammogram](#)  
[MRI](#)  
[Ultrasound](#)  
[X-Ray](#)

### Outpatient Radiation

[Radiation Treatment](#)

## Outpatient Diagnostic Procedures: Mammogram

Quality and cost of a mammogram varies by hospital. The reason to know about this is that someday you, or someone you care about, may need to decide which hospital to go to for a mammogram. You can make a more informed choice when you know about quality and cost and then discuss this with your doctor. [\(more\)](#)

[View Summarized Report](#)

[Detailed Report](#)

### Quality of Care [\(more\)](#)

	Beth Israel Deaconess Medical Center	Boston Medical Center	Brigham & Women's Hospital	Tufts Medical Center	State Wide
<b>Quality Rating</b>	N/A	N/A	N/A	N/A	
<b>Statistical Significance</b>	N/A	N/A	N/A	N/A	

### Cost of Care [\(more\)](#)

	Beth Israel Deaconess Medical Center	Boston Medical Center	Brigham & Women's Hospital	Tufts Medical Center	State Wide
<b>Cost Rating</b>	\$ \$ \$ \$	\$ \$	N/A	\$ \$	
<b>Statistical Significance</b>	Above Average Cost	Below Average Cost	N/A	Below Average Cost	
<b>High cost - 85th percentile</b>	\$150	\$100	N/A	\$100	\$150
<b>Median cost - 50th percentile</b>	\$150	\$100	N/A	\$100	\$100
<b>Low cost - 15th percentile</b>	\$50	\$25	N/A	\$75	\$75

Data Provided by Health Care Quality and Cost Council (HCQCC)

	Beth Israel Deaconess Medical Center	Boston Medical Center	Brigham & Women's Hospital	Tufts Medical Center

### Legend

	Hospitals have a rate in the bottom 15%. Their rate is worse than 85% of all hospitals in the state.
	Hospitals are below average, but not in bottom 15%. Their rate is above 15% but below 50% of all hospitals in the state.
	Hospitals perform better than average but are not in the top 15%. Their rate is above 50% but below 85% of all hospitals in the state.
	Hospitals have a rate in the top 15%. Their rate is better than 85% of all hospitals in the state.
N/A	Not enough information was reported.
See Details	Click on the Show Details link for more information on this Provider.
Above Average Quality	We are 95% sure that the hospital performs better than state average quality.
Not Different from Average Quality	The hospital performs in the average range. For a hospital with a small number of cases, we may not have enough information to be sure that the hospital's performance is Above Average Quality or Below Average Quality.
Below Average Quality	We are 95% sure that the hospital performs worse than state average quality.
<b>Legend</b>	
\$	The hospital is among the least costly. This cost is lower than 85% of all hospitals in the state.
\$ \$	The hospital cost is below average. This cost is above 15% but below 50% of all hospitals in the state.
\$ \$ \$	The hospital cost is above average. This cost is above 50% but below 85% of all hospitals in the state.
\$ \$ \$ \$	The hospital is among the most costly. This cost is higher than 85% of all hospitals in the state.
N/A	Not enough information was reported.
See Details	Click on the Show Details link for more information on this Provider.
Above Average Cost	We are 95% sure that the hospital's cost is above state average cost.
Not Different from Average Cost	The hospital's cost is in the average range. For a hospital with a small number of cases, we may not have enough information to be sure that the hospital's cost is Above Average Cost or Below Average Cost.
Below Average Cost	We are 95% sure that the hospital's cost is below state average cost.



For Patients & Families   About The Ratings   Frequently Asked Questions   Resources & Tools   About Us   Feedback

## Comparison of Providers

Start New Search

Return to Search Results

Bookmark

### Choose a Topic

Patient Safety  
Patient Experience  
Surgical Care

### Bone and Joint Care

Back Procedure  
Hip Fracture  
Hip Replacement  
Knee Replacement

### Digestive System

Gall Bladder  
Intestinal Surgery  
Weight-loss Surgery

### Heart Care

Angioplasty  
Bypass Surgery  
Heart Attack  
Heart Failure  
Heart Valve Surgery  
Stroke

### Obstetrics

Cesarean Section  
Normal Delivery  
Normal Newborn

### Respiratory

COPD  
Pneumonia

### Outpatient Diagnostic

#### Procedures

Cardiac Testing  
CT Scan  
Mammogram  
MRI  
Ultrasound  
X-Ray

### Outpatient Radiation

Radiation Treatment

## Outpatient Diagnostic Procedures: Mammogram

Quality and cost of a mammogram varies by hospital. The reason to know about this is that someday you, or someone you care about, may need to decide which hospital to go to for a mammogram. You can make a more informed choice when you know about quality and cost and then discuss this with your doctor. (more)

	View Summarized Report	Detailed Report			
	Cambridge Health Alliance - Cambridge Hospital	Caritas St. Elizabeth's Medical Center	Mount Auburn Hospital	State Wide	
<b>Quality of Care (more)</b>					
<b>Quality Rating</b>	N/A	N/A	N/A		
<b>Statistical Significance</b>	N/A	N/A	N/A		
<b>Cost of Care (more)</b>					
<b>Cost Rating</b>	N/A	\$	\$ \$ \$		
<b>Statistical Significance</b>	N/A	Below Average Cost	Below Average Cost		
<b>High cost - 85th percentile</b>	N/A	\$150	\$125		\$150
<b>Median cost - 50th percentile</b>	N/A	\$75	\$125		\$100
<b>Low cost - 15th percentile</b>	N/A	\$75	\$50		\$75

Data Provided by Health Care Quality and Cost Council. (HCQCC)

	Cambridge Health Alliance - Cambridge Hospital	Caritas St. Elizabeth's Medical Center	Mount Auburn Hospital

### Legend

	Hospitals have a rate in the bottom 15%. Their rate is worse than 85% of all hospitals in the state.
	Hospitals are below average, but not in bottom 15%. Their rate is above 15% but below 50% of all hospitals in the state.
	Hospitals perform better than average but are not in the top 15%. Their rate is above 50% but below 15% of all hospitals in the state.
	Hospitals have a rate in the top 15%. Their rate is better than 85% of all hospitals in the state.
N/A	Not enough information was reported.
See Details	Click on the Show Details link for more information on this Provider.
Above Average Quality	We are 95% sure that the hospital performs better than state average quality.
Not Different from Average Quality	The hospital performs in the average range. For a hospital with a small number of cases, we may not have enough information to be sure that the hospital's performance is Above Average Quality or Below Average Quality.
Below Average Quality	We are 95% sure that the hospital performs worse than state average quality.
<b>Legend</b>	
\$	The hospital is among the least costly. This cost is lower than 85% of all hospitals in the state.
\$ \$	The hospital cost is below average. This cost is above 15% but below 50% of all hospitals in the state.
\$ \$ \$	The hospital cost is above average. This cost is above 50% but below 85% of all hospitals in the state.
\$ \$ \$ \$	The hospital is among the most costly. This cost is higher than 85% of all hospitals in the state.
N/A	Not enough information was reported.
See Details	Click on the Show Details link for more information on this Provider.
Above Average Cost	We are 95% sure that the hospital's cost is above state average cost.
Not Different from Average Cost	The hospital's cost is in the average range. For a hospital with a small number of cases, we may not have enough information to be sure that the hospital's cost is Above Average Cost or Below Average Cost.
Below Average Cost	We are 95% sure that the hospital's cost is below state average cost.


For Physicians & Providers    For Insurers & Employers





A Health Care Resource Provided by the Commonwealth of Massachusetts Health Care Quality and Cost Council

[For Patients & Families](#)    [About The Ratings](#)    [Frequently Asked Questions](#)    [Resources & Tools](#)    [About Us](#)    [Feedback](#)

## Comparison of Providers

 Start New Search

 Return to Search Results

 Bookmark

### Choose a Topic

[Patient Safety](#)  
[Patient Experience](#)  
[Surgical Care](#)

### Bone and Joint Care

[Back Procedure](#)  
[Hip Fracture](#)  
[Hip Replacement](#)  
[Knee Replacement](#)

### Digestive System

[Gall Bladder](#)  
[Intestinal Surgery](#)  
[Weight-loss Surgery](#)

### Heart Care

[Angioplasty](#)  
[Bypass Surgery](#)  
[Heart Attack](#)  
[Heart Failure](#)  
[Heart Valve Surgery](#)  
[Stroke](#)

### Obstetrics

[Cesarean Section](#)  
[Normal Delivery](#)  
[Normal Newborn](#)

### Respiratory

[COPD](#)  
[Pneumonia](#)

### Outpatient Diagnostic Procedures

[Cardiac Testing](#)  
[CT Scan](#)  
[Mammogram](#)  
[MRI](#)  
[Ultrasound](#)  
[X-Ray](#)

### Outpatient Radiation

[Radiation Treatment](#)

### Outpatient Diagnostic Procedures: MRI

Quality and cost of an MRI varies by hospital. The reason to know about this is that someday you, or someone you care about, may need to decide which hospital to go to for an MRI. You can make a more informed choice when you know about quality and cost and then discuss this with your doctor. (more)

[View Summarized Report](#)

[Detailed Report](#)

#### Quality of Care (more)

	Beth Israel Deaconess Medical Center	Boston Medical Center	Brigham & Women's Hospital	Tufts Medical Center	State Wide
Quality Rating	N/A	N/A	N/A	N/A	N/A
Statistical Significance	N/A	N/A	N/A	N/A	N/A

#### Cost of Care: MRI, Lower Back (more)

	Beth Israel Deaconess Medical Center	Boston Medical Center	Brigham & Women's Hospital	Tufts Medical Center	State Wide
Cost Rating	\$\$\$	\$	\$\$\$	\$\$	
Statistical Significance	Above Average Cost	Below Average Cost	Above Average Cost	Below Average Cost	
High cost - 85th percentile	\$1,150	\$700	\$1,225	\$750	\$1,225
Median cost - 50th percentile	\$850	\$550	\$1,100	\$625	\$775
Low cost - 15th percentile	\$825	\$450	\$500	\$600	\$600

Data Provided by Health Care Quality and Cost Council (HCQCC)

#### Cost of Care: MRI, Brain (more)

	Beth Israel Deaconess Medical Center	Boston Medical Center	Brigham & Women's Hospital	Tufts Medical Center	State Wide
Cost Rating	\$\$\$	\$	\$\$\$	\$\$	
Statistical Significance	Below Average Cost	Below Average Cost	Above Average Cost	Below Average Cost	
High cost - 85th percentile	\$1,050	\$550	\$1,225	\$750	\$1,375
Median cost - 50th percentile	\$850	\$550	\$1,125	\$650	\$825
Low cost - 15th percentile	\$825	\$450	\$450	\$625	\$600

Data Provided by Health Care Quality and Cost Council (HCQCC)

#### Cost of Care: MRI, Knee/Ankle (more)

	Beth Israel Deaconess Medical Center	Boston Medical Center	Brigham & Women's Hospital	Tufts Medical Center	State Wide
Cost Rating	\$\$\$	\$	\$\$\$	\$\$\$	
Statistical Significance	Below Average Cost	Below Average Cost	Above Average Cost	Below Average Cost	
High cost - 85th percentile	\$900	\$625	\$1,225	\$675	\$1,250
Median cost - 50th percentile	\$825	\$500	\$975	\$650	\$750
Low cost - 15th percentile	\$750	\$450	\$450	\$600	\$575

Data Provided by Health Care Quality and Cost Council (HCQCC)

[Beth Israel Deaconess Medical Center](#)    [Boston Medical Center](#)    [Brigham & Women's Hospital](#)    [Tufts Medical Center](#)





For Patients & Families   About The Ratings   Frequently Asked Questions   Resources & Tools   About Us   Feedback

## Comparison of Providers

[Start New Search](#)

[Return to Search Results](#)

[Bookmark](#)

### Choose a Topic

Patient Safety  
Patient Experience  
Surgical Care

### Bone and Joint Care

Back Procedure  
Hip Fracture  
Hip Replacement  
Knee Replacement

### Digestive System

Gall Bladder  
Intestinal Surgery  
Weight-loss Surgery

### Heart Care

Angioplasty  
Bypass Surgery  
Heart Attack  
Heart Failure  
Heart Valve Surgery  
Stroke

### Obstetrics

Cesarean Section  
Normal Delivery  
Normal Newborn

### Respiratory

COPD  
Pneumonia

### Outpatient Diagnostic

#### Procedures

Cardiac Testing  
CT Scan  
Mammogram  
MRI  
Ultrasound  
X-Ray

#### Outpatient Radiation

Radiation Treatment

### Outpatient Diagnostic Procedures: MRI

Quality and cost of an MRI varies by hospital. The reason to know about this is that someday you, or someone you care about, may need to decide which hospital to go to for an MRI. You can make a more informed choice when you know about quality and cost and then discuss this with your doctor. (more)

[View Summarized Report](#)

[Detailed Report](#)

#### Quality of Care (more)

	Cambridge Health Alliance - Cambridge Hospital	Caritas St. Elizabeth's Medical Center	Mount Auburn Hospital	State Wide
Quality Rating	N/A	N/A	N/A	
Statistical Significance	N/A	N/A	N/A	

#### Cost of Care: MRI, Lower Back (more)

	Cambridge Health Alliance - Cambridge Hospital	Caritas St. Elizabeth's Medical Center	Mount Auburn Hospital	State Wide
Cost Rating	\$	\$	\$\$\$	
Statistical Significance	Below Average Cost	Below Average Cost	Below Average Cost	
High cost - 85th percentile	\$750	\$600	\$950	\$1,225
Median cost - 50th percentile	\$500	\$550	\$725	\$775
Low cost - 15th percentile	\$375	\$525	\$725	\$600

Data Provided by Health Care Quality and Cost Council. (HCQCC)

#### Cost of Care: MRI, Brain (more)

	Cambridge Health Alliance - Cambridge Hospital	Caritas St. Elizabeth's Medical Center	Mount Auburn Hospital	State Wide
Cost Rating	\$	\$	\$\$\$	
Statistical Significance	Below Average Cost	Below Average Cost	Below Average Cost	
High cost - 85th percentile	\$675	\$600	\$850	\$1,375
Median cost - 50th percentile	\$500	\$525	\$750	\$825
Low cost - 15th percentile	\$500	\$525	\$750	\$600

Data Provided by Health Care Quality and Cost Council. (HCQCC)

#### Cost of Care: MRI, Knee/Ankle (more)

	Cambridge Health Alliance - Cambridge Hospital	Caritas St. Elizabeth's Medical Center	Mount Auburn Hospital	State Wide
Cost Rating	\$	N/A	\$\$\$	
Statistical Significance	Below Average Cost	N/A	Below Average Cost	
High cost - 85th percentile	\$525	N/A	\$850	\$1,250
Median cost - 50th percentile	\$375	N/A	\$675	\$750
Low cost - 15th percentile	\$375	N/A	\$650	\$575

Data Provided by Health Care Quality and Cost Council. (HCQCC)

Cambridge Health Alliance - Cambridge Hospital   Caritas St. Elizabeth's Medical Center   Mount Auburn Hospital

[For Physicians & Providers](#)   [For Insurers & Employers](#)




A Health Care Resource Provided by the Commonwealth of Massachusetts Health Care Quality and Cost Council

[For Patients & Families](#)   [About The Ratings](#)   [Frequently Asked Questions](#)   [Resources & Tools](#)   [About Us](#)   [Feedback](#)

## Comparison of Providers

[Start New Search](#)
[Return to Search Results](#)
[Bookmark](#)

### Choose a Topic

[Patient Safety](#)  
[Patient Experience](#)  
[Surgical Care](#)

### Bone and Joint Care

[Back Procedure](#)  
[Hip Fracture](#)  
[Hip Replacement](#)  
[Knee Replacement](#)

### Digestive System

[Gall Bladder](#)  
[Intestinal Surgery](#)  
[Weight-loss Surgery](#)

### Heart Care

[Angioplasty](#)  
[Bypass Surgery](#)  
[Heart Attack](#)  
[Heart Failure](#)  
[Heart Valve Surgery](#)  
[Stroke](#)

### Obstetrics

[Cesarean Section](#)  
[Normal Delivery](#)  
[Normal Newborn](#)

### Respiratory

[COPD](#)  
[Pneumonia](#)

### Outpatient Diagnostic Procedures

[Cardiac Testing](#)  
[CT Scan](#)  
[Mammogram](#)  
[MRI](#)  
[Ultrasound](#)  
[X-Ray](#)

### Outpatient Radiation

[Radiation Treatment](#)

### Outpatient Diagnostic Procedures: Ultrasound

Quality and cost of an ultrasound varies by hospital. The reason to know about this is that someday you, or someone you care about, may need to decide which hospital to go to for an ultrasound. You can make a more informed choice when you know about quality and cost and then discuss this with your doctor. [\(more\)](#)

[View Summarized Report](#)
[Detailed Report](#)

#### Quality of Care [\(more\)](#)

	Beth Israel Deaconess Medical Center	Boston Medical Center	Brigham & Women's Hospital	Tufts Medical Center	State Wide
<b>Quality Rating</b>	N/A	N/A	N/A	N/A	
<b>Statistical Significance</b>	N/A	N/A	N/A	N/A	

#### Cost of Care: Ultrasound, First Trimester [\(more\)](#)

	Beth Israel Deaconess Medical Center	Boston Medical Center	Brigham & Women's Hospital	Tufts Medical Center	State Wide
<b>Cost Rating</b>	\$\$\$	\$	\$\$\$\$	\$\$	
<b>Statistical Significance</b>	Below Average Cost	Below Average Cost	Above Average Cost	Below Average Cost	
<b>High cost - 85th percentile</b>	\$200	\$125	\$275	\$125	\$275
<b>Median cost - 50th percentile</b>	\$200	\$75	\$275	\$125	\$150
<b>Low cost - 15th percentile</b>	\$100	\$25	\$125	\$100	\$100

Data Provided by Health Care Quality and Cost Council (HCQCC)

#### Cost of Care: Ultrasound, After First Trimester [\(more\)](#)

	Beth Israel Deaconess Medical Center	Boston Medical Center	Brigham & Women's Hospital	Tufts Medical Center	State Wide
<b>Cost Rating</b>	\$\$\$	N/A	\$\$\$\$	\$	
<b>Statistical Significance</b>	Not different from Average Cost	N/A	Above Average Cost	Below Average Cost	
<b>High cost - 85th percentile</b>	\$300	N/A	\$425	\$225	\$325
<b>Median cost - 50th percentile</b>	\$225	N/A	\$400	\$175	\$225
<b>Low cost - 15th percentile</b>	\$125	N/A	\$225	\$150	\$150

Data Provided by Health Care Quality and Cost Council (HCQCC)

Beth Israel Deaconess Medical Center

[Remove](#)

Boston Medical Center

[Remove](#)

Brigham & Women's Hospital

[Remove](#)

Tufts Medical Center

[Remove](#)

#### Legend

N/A

See Details

Above Average Quality

Hospitals have a rate in the bottom 15%. Their rate is worse than 85% of all hospitals in the state.

Hospitals are below average, but not in bottom 15%. Their rate is above 15% but below 50% of all hospitals in the state.

Hospitals perform better than average but are not in the top 15%. Their rate is above 50% but below 15% of all hospitals in the state.

Hospitals have a rate in the top 15%. Their rate is better than 85% of all hospitals in the state.

Not enough information was reported.

Click on the Show Details link for more information on this Provider.

We are 95% sure that the hospital performs better than state average quality.



For Patients & Families   About The Ratings   Frequently Asked Questions   Resources & Tools   About Us   Feedback

## Comparison of Providers

Start New Search

Return to Search Results

Bookmark

### Choose a Topic

Patient Safety  
Patient Experience  
Surgical Care

### Bone and Joint Care

Back Procedure  
Hip Fracture  
Hip Replacement  
Knee Replacement

### Digestive System

Gall Bladder  
Intestinal Surgery  
Weight-loss Surgery

### Heart Care

Angioplasty  
Bypass Surgery  
Heart Attack  
Heart Failure  
Heart Valve Surgery  
Stroke

### Obstetrics

Cesarean Section  
Normal Delivery  
Normal Newborn

### Respiratory

COPD  
Pneumonia

### Outpatient Diagnostic

#### Procedures

Cardiac Testing  
CT Scan  
Mammogram  
MRI  
Ultrasound  
X-Ray

### Outpatient Radiation

Radiation Treatment

### Outpatient Diagnostic Procedures: Ultrasound

Quality and cost of an ultrasound varies by hospital. The reason to know about this is that someday you, or someone you care about, may need to decide which hospital to go to for an ultrasound. You can make a more informed choice when you know about quality and cost and then discuss this with your doctor. (more)

[View Summarized Report](#)

[Detailed Report](#)

#### Quality of Care (more)

	Cambridge Health Alliance - Cambridge Hospital	Caritas St. Elizabeth's Medical Center	Mount Auburn Hospital	State-Wide
Quality Rating	N/A	N/A	N/A	
Statistical Significance	N/A	N/A	N/A	

#### Cost of Care: Ultrasound, First Trimester (more)

	Cambridge Health Alliance - Cambridge Hospital	Caritas St. Elizabeth's Medical Center	Mount Auburn Hospital	State-Wide
Cost Rating	\$	\$ \$	\$ \$	
Statistical Significance	Below Average Cost	Below Average Cost	Below Average Cost	
High cost - 85th percentile	\$125	\$125	\$175	\$275
Median cost - 50th percentile	\$75	\$125	\$125	\$150
Low cost - 15th percentile	\$50	\$75	\$75	\$100

Data Provided by Health Care Quality and Cost Council. (HCQCC)

#### Cost of Care: Ultrasound, After First Trimester (more)

	Cambridge Health Alliance - Cambridge Hospital	Caritas St. Elizabeth's Medical Center	Mount Auburn Hospital	State-Wide
Cost Rating	\$	\$	\$ \$ \$	
Statistical Significance	Below Average Cost	Below Average Cost	Below Average Cost	
High cost - 85th percentile	\$175	\$200	\$250	\$325
Median cost - 50th percentile	\$175	\$175	\$250	\$225
Low cost - 15th percentile	\$100	\$125	\$150	\$150

Data Provided by Health Care Quality and Cost Council. (HCQCC)

Cambridge Health Alliance - Cambridge Hospital

[Show Details](#)

Caritas St. Elizabeth's Medical Center

[Show Details](#)



Mount Auburn Hospital

[Show Details](#)

### Legend

N/A	Hospitals have a rate in the bottom 15%. Their rate is worse than 85% of all hospitals in the state.
See Details	Hospitals are below average, but not in bottom 15%. Their rate is above 15% but below 50% of all hospitals in the state.
Above Average Quality	Hospitals perform better than average but are not in the top 15%. Their rate is above 50% but below 15% of all hospitals in the state.
Not Different from Average	Hospitals have a rate in the top 15%. Their rate is better than 85% of all hospitals in the state.
	Not enough information was reported.
	Click on the Show Details link for more information on this Provider.
	We are 95% sure that the hospital performs better than state average quality.
	The hospital performs in the average range. For a hospital with a small number of

[For Physicians & Providers](#)   [For Insurers & Employers](#)

A Health Care Resource Provided by the Commonwealth of Massachusetts Health Care Quality and Cost Council

[For Patients & Families](#)   [About The Ratings](#)   [Frequently Asked Questions](#)   [Resources & Tools](#)   [About Us](#)   [Feedback](#)

## Comparison of Providers

[Start New Search](#)
[Return to Search Results](#)
[Bookmark](#)

### Choose a Topic

[Patient Safety](#)  
[Patient Experience](#)  
[Surgical Care](#)

### Bone and Joint Care

[Back Procedure](#)  
[Hip Fracture](#)  
[Hip Replacement](#)  
[Knee Replacement](#)

### Digestive System

[Gall Bladder](#)  
[Intestinal Surgery](#)  
[Weight-loss Surgery](#)

### Heart Care

[Angioplasty](#)  
[Bypass Surgery](#)  
[Heart Attack](#)  
[Heart Failure](#)  
[Heart Valve Surgery](#)  
[Stroke](#)

### Obstetrics

[Cesarean Section](#)  
[Normal Delivery](#)  
[Normal Newborn](#)

### Respiratory

[COPD](#)  
[Pneumonia](#)

### Outpatient Diagnostic

#### Procedures

[Cardiac Testing](#)  
[CT Scan](#)  
[Mammogram](#)  
[MRI](#)  
[Ultrasound](#)  
[X-Ray](#)

### Outpatient Radiation

[Radiation Treatment](#)

### Outpatient Diagnostic Procedures: X-Ray

Quality and cost of an X-ray varies by hospital. The reason to know about this is that someday you, or someone you care about, may need to decide which hospital to go to for an X-ray. You can make a more informed choice when you know about quality and cost and then discuss this with your doctor. (more)

[View Summarized Report](#)
[Detailed Report](#)

#### Quality of Care (more)

	Beth Israel Deaconess Medical Center	Boston Medical Center	Brigham & Women's Hospital	Tufts Medical Center	State Wide
Quality Rating	N/A	N/A	N/A	N/A	
Statistical Significance	N/A	N/A	N/A	N/A	

#### Cost of Care: Chest X-Ray (more)

	Beth Israel Deaconess Medical Center	Boston Medical Center	Brigham & Women's Hospital	Tufts Medical Center	State Wide
Cost Rating	\$\$\$	\$	\$\$\$\$	\$	
Statistical Significance	Above Average	Below Average	Above Average	Below Average	
High cost - 85th percentile	\$120	\$80	\$170	\$90	\$130
Median cost - 50th percentile	\$120	\$80	\$160	\$90	\$90
Low cost - 15th percentile	\$60	\$40	\$110	\$70	\$60

Data Provided by Health Care Quality and Cost Council (HCQCC)

	Beth Israel Deaconess Medical Center	Boston Medical Center	Brigham & Women's Hospital	Tufts Medical Center
	<a href="#">Remove</a>	<a href="#">Remove</a>	<a href="#">Remove</a>	<a href="#">Remove</a>

#### Legend

15%	Hospitals have a rate in the bottom 15%. Their rate is worse than 85% of all hospitals in the state.
50%	Hospitals are below average, but not in bottom 15%. Their rate is above 15% but below 50% of all hospitals in the state.
50%	Hospitals perform better than average but are not in the top 15%. Their rate is above 50% but below 15% of all hospitals in the state.
15%	Hospitals have a rate in the top 15%. Their rate is better than 85% of all hospitals in the state.
N/A	Not enough information was reported.
See Details	Click on the Show Details link for more information on this Provider.
Above Average Quality	We are 95% sure that the hospital performs better than state average quality.
Not Different from Average Quality	The hospital performs in the average range. For a hospital with a small number of cases, we may not have enough information to be sure that the hospital's performance is Above Average Quality or Below Average Quality.
Below Average Quality	We are 95% sure that the hospital performs worse than state average quality.

#### Legend

\$	The hospital is among the least costly. This cost is lower than 85% of all hospitals in the state.
\$ \$	The hospital cost is below average. This cost is above 15% but below 50% of all hospitals in the state.
\$ \$ \$	The hospital cost is above average. This cost is above 50% but below 85% of all hospitals in the state.
\$ \$ \$ \$	The hospital is among the most costly. This cost is higher than 85% of all hospitals in the state.
N/A	Not enough information was reported.
See Details	Click on the Show Details link for more information on this Provider.
Above Average Cost	We are 95% sure that the hospital's cost is above state average cost.
Not Different from Average Cost	The hospital's cost is in the average range. For a hospital with a small number of cases, we may not have enough information to be sure that the hospital's cost is Above Average Cost or Below Average Cost.
Below Average Cost	We are 95% sure that the hospital's cost is below state average cost.



For Patients & Families   About The Ratings   Frequently Asked Questions   Resources & Tools   About Us   Feedback

## Comparison of Providers

Start New Search

Return to Search Results

Bookmark

### Choose a Topic

Patient Safety  
Patient Experience  
Surgical Care  
(more)

### Bone and Joint Care

Back Procedure  
Hip Fracture  
Hip Replacement  
Knee Replacement

### Digestive System

Gall Bladder  
Intestinal Surgery  
Weight-loss Surgery

### Heart Care

Angioplasty  
Bypass Surgery  
Heart Attack  
Heart Failure  
Heart Valve Surgery  
Stroke

### Obstetrics

Cesarean Section  
Normal Delivery  
Normal Newborn

### Respiratory

COPD  
Pneumonia

### Outpatient Diagnostic

#### Procedures

Cardiac Testing  
CT Scan  
Mammogram  
MRI  
Ultrasound  
X-Ray

### Outpatient Radiation

Radiation Treatment

## Outpatient Diagnostic Procedures: X-Ray

Quality and cost of an X-ray varies by hospital. The reason to know about this is that someday you, or someone you care about, may need to decide which hospital to go to for an X-ray. You can make a more informed choice when you know about quality and cost and then discuss this with your doctor.  
(more)

	View Summarized Report	Detailed Report		
	Cambridge Health Alliance - Cambridge Hospital	Caritas St. Elizabeth's Medical Center	Mount Auburn Hospital	State Wide
<b>Quality of Care (more)</b>				
<b>Quality Rating</b>	N/A	N/A	N/A	
<b>Statistical Significance</b>	N/A	N/A	N/A	
<b>Cost of Care: Chest X-Ray (more)</b>				
<b>Cost Rating</b>	\$	\$	\$ \$ \$	
<b>Statistical Significance</b>	Below Average Cost	Below Average Cost	Below Average Cost	
<b>High cost - 85th percentile</b>	\$70	\$80	\$110	\$130
<b>Median cost - 50th percentile</b>	\$70	\$70	\$110	\$90
<b>Low cost - 15th percentile</b>	\$50	\$70	\$60	\$60

Data Provided by Health Care Quality and Cost Council (HCQCC)

Cambridge Health Alliance - Cambridge Hospital	Caritas St. Elizabeth's Medical Center	Mount Auburn Hospital

### Legend

	Hospitals have a rate in the bottom 15%. Their rate is worse than 85% of all hospitals in the state.
	Hospitals are below average, but not in bottom 15%. Their rate is above 15% but below 50% of all hospitals in the state.
	Hospitals perform better than average but are not in the top 15%. Their rate is above 50% but below 85% of all hospitals in the state.
	Hospitals have a rate in the top 15%. Their rate is better than 85% of all hospitals in the state.
N/A	Not enough information was reported.
See Details	Click on the Show Details link for more information on this Provider.
Above Average Quality	We are 95% sure that the hospital performs better than state average quality.
Not Different from Average Quality	The hospital performs in the average range. For a hospital with a small number of cases, we may not have enough information to be sure that the hospital's performance is Above Average Quality or Below Average Quality.
Below Average Quality	We are 95% sure that the hospital performs worse than state average quality.
<b>Legend</b>	
\$	The hospital is among the least costly. This cost is lower than 85% of all hospitals in the state.
\$ \$	The hospital cost is below average. This cost is above 15% but below 50% of all hospitals in the state.
\$ \$ \$	The hospital cost is above average. This cost is above 50% but below 85% of all hospitals in the state.
\$ \$ \$ \$	The hospital is among the most costly. This cost is higher than 85% of all hospitals in the state.
N/A	Not enough information was reported.
See Details	Click on the Show Details link for more information on this Provider.
Above Average Cost	We are 95% sure that the hospital's cost is above state average cost.
Not Different from Average Cost	The hospital's cost is in the average range. For a hospital with a small number of cases, we may not have enough information to be sure that the hospital's cost is Above Average Cost or Below Average Cost.
Below Average Cost	We are 95% sure that the hospital's cost is below state average cost.