



For Patients & Families About The Ratings Frequently Asked Questions Resources & Tools About Us Feedback

Comparison of Providers

Start New Search

Return to Search Results

Bookmark

Choose a Topic

Patient Safety
Patient Experience
Surgical Care

Bone and Joint Care

Back Procedure
Hip Fracture
Hip Replacement
Knee Replacement

Digestive System

Gall Bladder
Intestinal Surgery
Weight-loss Surgery

Heart Care

Angioplasty
Bypass Surgery
Heart Attack
Heart Failure
Heart Valve Surgery
Stroke

Obstetrics

Cesarean Section
Normal Delivery
Normal Newborn

Respiratory

COPD
Pneumonia

Outpatient Diagnostic

Procedures
Cardiac Testing
CT Scan
Mammogram
MRI
Ultrasound
X-Ray

Outpatient Radiation

Radiation Treatment

Digestive System: Gall Bladder

Quality and cost of gall bladder removal varies by hospital. The reason to know about this is that someday you, or someone you care about, may need to decide which hospital to go to for gall bladder removal. You can make a more informed choice when you know about quality and cost and then discuss this with your doctor. (more)

Diagnostic classification: Gall Bladder removal (APR-DRG 263)

[View Summarized Report](#)

[Detailed Report](#)

Quality of Care (more)

	Brockton Hospital	Morton Hospital	South Shore Hospital	Sturdy Memorial Hospital	State-Wide
Quality Rating	N/A	N/A	N/A	N/A	N/A
Statistical Significance	N/A	N/A	N/A	N/A	N/A

Cost of Care (more)

	Brockton Hospital	Morton Hospital	South Shore Hospital	Sturdy Memorial Hospital	State-Wide
Cost Rating	N/A	N/A	\$\$\$	\$\$\$\$	
Statistical Significance	N/A	N/A	Above Average Cost	Above Average Cost	
high cost: Gall Bladder (eighty-fifth percentile)	N/A	N/A	\$13,400	\$14,800	\$10,100
median cost: Gall Bladder	N/A	N/A	\$9,100	\$10,600	\$8,000
low cost: Gall Bladder (fifteenth percentile)	N/A	N/A	\$6,500	\$8,200	\$6,900

Data Provided by Health Care Quality and Cost Council (HCQCC)

Additional Service Information (more)

	Brockton Hospital	Morton Hospital	South Shore Hospital	Sturdy Memorial Hospital	State-Wide
Number of Patients	100	91	162	113	N/A
Percentage of patients whose severity of illness was major or extreme (higher is more experience with complex patients)	13%	21%	19%	19%	17%

Data Provided by Division of Health Care Finance and Policy

Brockton Hospital	Morton Hospital	South Shore Hospital	Sturdy Memorial Hospital

Legend

N/A	Not enough information was reported.
See Details	Click on the Show Details link for more information on this Provider.
Above Average Quality	We are 95% sure that the hospital performs better than state average quality.
Not Different from Average Quality	The hospital performs in the average range. For a hospital with a small number of cases, we may not have enough information to be sure that the hospital's performance is Above Average Quality or Below Average Quality.
Below Average Quality	We are 95% sure that the hospital performs worse than state average quality.
Legend	
	The hospital is among the least costly. This cost is lower than 85% of all hospitals in the state.



For Patients & Families About The Ratings Frequently Asked Questions Resources & Tools About Us Feedback

Comparison of Providers

Start New Search

Return to Search Results

Bookmark

Choose a Topic

Patient Safety
Patient Experience
Surgical Care

Bone and Joint Care

Back Procedure
Hip Fracture
Hip Replacement
Knee Replacement

Digestive System

Gall Bladder
Intestinal Surgery
Weight-loss Surgery

Heart Care

Angioplasty
Bypass Surgery
Heart Attack
Heart Failure
Heart Valve Surgery
Stroke

Obstetrics

Cesarean Section
Normal Delivery
Normal Newborn

Respiratory

COPD
Pneumonia

Outpatient Diagnostic

Procedures

Cardiac Testing
CT Scan
Mammogram
MRI
Ultrasound
X-Ray

Outpatient Radiation

Radiation Treatment

Obstetrics: Cesarean Section

Quality and cost of cesarean section varies by hospital. The reason to know about this is that someday you, or someone you care about, may need to decide which hospital to go to for cesarean section. You can make a more informed choice when you know about quality and cost and then discuss this with your doctor. (more)

Diagnostic classification: Cesarean section (APR-DRG 540)

[View Summarized Report](#)

[Detailed Report](#)

Quality of Care (more)

	Brockton Hospital	Morton Hospital	South Shore Hospital	Sturdy Memorial Hospital	State Value
Quality Rating	N/A	N/A	N/A	N/A	N/A
Statistical Significance	N/A	N/A	N/A	N/A	N/A

Cost of Care (more)

	Brockton Hospital	Morton Hospital	South Shore Hospital	Sturdy Memorial Hospital	State Value
Cost Rating	\$	\$ \$	\$ \$ \$	\$ \$	
Statistical Significance	Below Average Cost	Below Average Cost	Above Average Cost	Below Average Cost	
high cost: Cesarean Section (eighty-fifth percentile)	\$5,800	\$6,800	\$7,900	\$6,300	\$6,700
median cost: Cesarean Section	\$5,100	\$5,500	\$6,700	\$5,300	\$5,750
low cost: Cesarean Section (fifteenth percentile)	\$4,800	\$4,500	\$6,100	\$3,200	\$5,100

Data Provided by Health Care Quality and Cost Council (HCQCC)

Additional Service Information (more)

	Brockton Hospital	Morton Hospital	South Shore Hospital	Sturdy Memorial Hospital	State Value
Number of Patients	518	196	1501	392	N/A
Percentage of patients whose severity of illness was major or extreme (higher is more experience with complex patients)	5%	6%	5%	3%	7%

Data Provided by Division of Health Care Finance and Policy

Brockton Hospital	Morton Hospital	South Shore Hospital	Sturdy Memorial Hospital

Legend

	Hospitals have a rate in the bottom 15%. Their rate is worse than 85% of all hospitals in the state.
	Hospitals are below average, but not in bottom 15%. Their rate is above 15% but below 50% of all hospitals in the state.
	Hospitals perform better than average but are not in the top 15%. Their rate is above 50% but below 15% of all hospitals in the state.
	Hospitals have a rate in the top 15%. Their rate is better than 85% of all hospitals in the state.
N/A	Not enough information was reported.
See Details	Click on the Show Details link for more information on this Provider.
Above Average Quality	We are 95% sure that the hospital performs better than state average quality.
Not Different from Average Quality	The hospital performs in the average range. For a hospital with a small number of cases, we may not have enough information to be sure that the hospital's performance is Above Average Quality or Below Average Quality.
Below Average Quality	We are 95% sure that the hospital performs worse than state average quality.


For Physicians & Providers For Insurers & Employers


MyHealthCareOptions

A Health Care Resource Provided by the Commonwealth of Massachusetts Health Care Quality and Cost Council

For Patients & Families About The Ratings Frequently Asked Questions Resources & Tools About Us Feedback

Comparison of Providers

 Start New Search

 Return to Search Results

Bookmark

Choose a Topic

Patient Safety
Patient Experience
Surgical Care

Bone and Joint Care

Back Procedure
Hip Fracture
Hip Replacement
Knee Replacement

Digestive System

Gall Bladder
Intestinal Surgery
Weight-loss Surgery

Heart Care

Angioplasty
Bypass Surgery
Heart Attack
Heart Failure
Heart Valve Surgery
Stroke

Obstetrics

Cesarean Section
Normal Delivery
Normal Newborn

Respiratory

COPD
Pneumonia

Outpatient Diagnostic

Procedures

Cardiac Testing
CT Scan
Mammogram
MRI
Ultrasound
X-Ray

Outpatient Radiation

Radiation Treatment

Obstetrics: Normal Delivery

Quality and cost of normal delivery varies by hospital. The reason to know about this is that someday you, or someone you care about, may need to decide which hospital to go to for normal delivery. You can make a more informed choice when you know about quality and cost and then discuss this with your doctor. (more)

Diagnostic classification: Normal vaginal delivery (APR-DRG 560)

View Summarized Report

Detailed Report

Quality of Care (more)

	Brockton Hospital	Morton Hospital	South Shore Hospital	Sturdy Memorial Hospital	State Wide
Quality Rating	N/A	N/A	N/A	N/A	N/A
Statistical Significance	N/A	N/A	N/A	N/A	N/A

Cost of Care (more)

	Brockton Hospital	Morton Hospital	South Shore Hospital	Sturdy Memorial Hospital	State Wide
Cost Rating	\$ \$	\$ \$	\$ \$ \$	\$ \$	
Statistical Significance	Below Average Cost	Below Average Cost	Above Average Cost	Below Average Cost	
high cost: Vaginal Delivery (eighty-fifth percentile)	\$4,000	\$4,300	\$5,700	\$4,500	\$4,300
median cost: Vaginal Delivery	\$3,400	\$3,400	\$4,300	\$3,500	\$3,700
low cost: Vaginal Delivery (fifteenth percentile)	\$3,000	\$3,100	\$3,800	\$3,200	\$3,200

Data Provided by Health Care Quality and Cost Council. (HCQCC)

Additional Service Information (more)

	Brockton Hospital	Morton Hospital	South Shore Hospital	Sturdy Memorial Hospital	State Wide
Number of Patients	864	292	2224	664	N/A
Percentage of patients whose severity of illness was major or extreme (higher is more experience with complex patients)	4%	4%	4%	2%	4%

Data Provided by Division of Health Care Finance and Policy

Brockton Hospital	Morton Hospital	South Shore Hospital	Sturdy Memorial Hospital
			

Legend

N/A	Not enough information was reported.
See Details	Click on the Show Details link for more information on this Provider.
Above Average Quality	We are 95% sure that the hospital performs better than state average quality.
Not Different from Average Quality	The hospital performs in the average range. For a hospital with a small number of cases, we may not have enough information to be sure that the hospital's performance is Above Average Quality or Below Average Quality.
Below Average Quality	We are 95% sure that the hospital performs worse than state average quality.
Legend	
\$	The hospital is among the least costly. This cost is lower than 85% of all hospitals in the state.



For Patients & Families About The Ratings Frequently Asked Questions Resources & Tools About Us Feedback

Comparison of Providers

Start New Search

Return to Search Results

Bookmark

Choose a Topic

Patient Safety
Patient Experience
Surgical Care

Bone and Joint Care

Back Procedure
Hip Fracture
Hip Replacement
Knee Replacement

Digestive System

Gall Bladder
Intestinal Surgery
Weight-loss Surgery

Heart Care

Angioplasty
Bypass Surgery
Heart Attack
Heart Failure
Heart Valve Surgery
Stroke

Obstetrics

Cesarean Section
Normal Delivery
Normal Newborn

Respiratory

COPD
Pneumonia

Outpatient Diagnostic

Procedures

Cardiac Testing
CT Scan
Mammogram
MRI
Ultrasound
X-Ray

Outpatient Radiation

Radiation Treatment

Obstetrics: Normal Newborn

Quality and cost of normal newborn varies by hospital. The reason to know about this is that someday you, or someone you care about, may need to decide which hospital to go to for normal newborn. You can make a more informed choice when you know about quality and cost and then discuss this with your doctor. (more)

Diagnostic classification: Normal Newborn (APR-DRG 640)

[View Summarized Report](#)

[Detailed Report](#)

Quality of Care (more)

	Brockton Hospital	Morton Hospital	South Shore Hospital	Sturdy Memorial Hospital	State Average
Quality Rating	N/A	N/A	N/A	N/A	N/A
Statistical Significance	N/A	N/A	N/A	N/A	N/A

Cost of Care (more)

	Brockton Hospital	Morton Hospital	South Shore Hospital	Sturdy Memorial Hospital	State Average
Cost Rating	\$\$	\$\$	\$\$\$	\$\$	
Statistical Significance	Below Average Cost	Below Average Cost	Not different from Average Cost	Not different from Average Cost	
high cost: Normal Newborn (eighty-fifth percentile)	\$1,700	\$1,200	\$1,400	\$2,000	\$1,400
median cost: Normal Newborn	\$1,100	\$1,100	\$1,300	\$1,200	\$1,200
low cost: Normal Newborn (fifteenth percentile)	\$1,000	\$1,100	\$1,200	\$1,000	\$1,000

Data Provided by Health Care Quality and Cost Council. (HCQCC)

Additional Service Information (more)

	Brockton Hospital	Morton Hospital	South Shore Hospital	Sturdy Memorial Hospital	State Average
Number of Patients	1306	467	3498	1047	N/A
Percentage of patients whose severity of illness was major or extreme (higher is more experience with complex patients)	N/A	N/A	N/A	N/A	N/A

Data Provided by Division of Health Care Finance and Policy

Brockton Hospital	Morton Hospital	South Shore Hospital	Sturdy Memorial Hospital

Legend

	Hospitals have a rate in the bottom 15%. Their rate is worse than 85% of all hospitals in the state.
	Hospitals are below average, but not in bottom 15%. Their rate is above 15% but below 50% of all hospitals in the state.
	Hospitals perform better than average but are not in the top 15%. Their rate is above 50% but below 15% of all hospitals in the state.
	Hospitals have a rate in the top 15%. Their rate is better than 85% of all hospitals in the state.
N/A	Not enough information was reported.
See Details	Click on the Show Details link for more information on this Provider.
Above Average Quality	We are 95% sure that the hospital performs better than state average quality.
Not Different from Average Quality	The hospital performs in the average range. For a hospital with a small number of cases, we may not have enough information to be sure that the hospital's performance is Above Average Quality or Below Average Quality.
Below Average Quality	We are 95% sure that the hospital performs worse than state average quality.
Legend	



For Patients & Families About The Ratings Frequently Asked Questions Resources & Tools About Us Feedback

Comparison of Providers

[Start New Search](#)

[Return to Search Results](#)

[Bookmark](#)

Choose a Topic

Patient Safety
Patient Experience
Surgical Care

Bone and Joint Care

Back Procedure
Hip Fracture
Hip Replacement
Knee Replacement

Digestive System

Gall Bladder
Intestinal Surgery
Weight-loss Surgery

Heart Care

Angioplasty
Bypass Surgery
Heart Attack
Heart Failure
Heart Valve Surgery
Stroke

Obstetrics

Cesarean Section
Normal Delivery
Normal Newborn

Respiratory

COPD
Pneumonia

Outpatient Diagnostic Procedures

Cardiac Testing
CT Scan
Mammogram
MRI
Ultrasound
X-Ray

Outpatient Radiation

Radiation Treatment

Respiratory: Pneumonia

Pneumonia treatment quality and cost varies by hospital. The reason to know about this is that someday you, or someone you care about, may need to decide which hospital to go to for pneumonia treatment. You can make a more informed choice when you know about quality and cost and then discuss this with your doctor. [\(more\)](#)

Diagnostic classification: Pneumonia (APR-DRG 139)

[View Summarized Report](#)

[Detailed Report](#)

Quality of Care [\(more\)](#)

		Brockton Hospital	Morton Hospital	South Shore Hospital	Sturdy Memorial Hospital	State Street Hospital
	Quality Rating					
	Statistical Significance	Not different from Average Quality	Above Average Quality	Below Average Quality	Above Average Quality	
	Provided recommended care (higher is better)	91%	93%	86%	93%	91%
	Percent of Pneumonia Patients Assessed and Given Influenza Vaccination (higher is better)	84%	85% ²	83%	92%	81%
	Percent of Pneumonia Patients Assessed and Given Pneumococcal Vaccination (higher is better)	85%	95% ²	81%	91%	85%
	Percent of Pneumonia Patients Given Initial Antibiotic(s) within 6 Hours After Arrival (higher is better)	98%	93% ²	83%	97%	94%
	Percent of Pneumonia Patients Given Oxygenation Assessment (higher is better)	100%	100% ²	100%	100%	100%
	Percent of Pneumonia Patients Given Smoking Cessation Advice/Counseling (higher is better)	91%	100% ²	83%	78%	91%
	Percent of Pneumonia Patients Given the Most Appropriate Initial Antibiotic(s) (higher is better)	92%	85% ²	93%	94%	91%
	Percent of Pneumonia Patients Whose Initial Emergency Room Blood Culture Was Performed Prior To The Administration Of The First Hospital Dose Of Antibiotics (higher is better)	81%	88% ²	77%	86%	90%

Data Provided by Division of Health Care Finance and Policy

Data Provided by US Department of Health and Human Services Center for Medicare and Medicaid Services. (CMS)

Cost of Care [\(more\)](#)

[Return to Search Results](#)





	Brockton Hospital	Morton Hospital	South Shore Hospital	Sturdy Memorial Hospital	State Wide
Cost Rating	\$ \$	N/A	\$ \$ \$	N/A	
Statistical Significance	Below Average Cost	N/A	Not different from Average Cost	N/A	
high cost: Pneumonia (eighty-fifth percentile)	\$10,600	\$13,600	N/A	N/A	\$6,800
median cost: Pneumonia	\$5,100	\$6,300	N/A	N/A	\$5,700
low cost: Pneumonia (fifteenth percentile)	\$3,300	\$3,900	N/A	N/A	\$4,800

Data Provided by Health Care Quality and Cost Council (HCQCC)





Additional Service Information (more)

	Brockton Hospital	Morton Hospital	South Shore Hospital	Sturdy Memorial Hospital	State Wide
Number of Patients	445	344	562	273	N/A
Percentage of patients whose severity of illness was major or extreme (higher is more experience with complex patients)	33%	34%	40%	33%	40%

Data Provided by Division of Health Care Finance and Policy

Brockton Hospital	Morton Hospital	South Shore Hospital	Sturdy Memorial Hospital
			

Legend

	Hospitals have a rate in the bottom 15%. Their rate is worse than 85% of all hospitals in the state.
	Hospitals are below average, but not in bottom 15%. Their rate is above 15% but below 50% of all hospitals in the state.
	Hospitals perform better than average but are not in the top 15%. Their rate is above 50% but below 85% of all hospitals in the state.
	Hospitals have a rate in the top 15%. Their rate is better than 85% of all hospitals in the state.
N/A	Not enough information was reported.
See Details	Click on the Show Details link for more information on this Provider.
Above Average Quality	We are 95% sure that the hospital performs better than state average quality.
Not Different from Average Quality	The hospital performs in the average range. For a hospital with a small number of cases, we may not have enough information to be sure that the hospital's performance is Above Average Quality or Below Average Quality.
Below Average Quality	We are 95% sure that the hospital performs worse than state average quality.
Legend	
\$	The hospital is among the least costly. This cost is lower than 85% of all hospitals in the state.
\$ \$	The hospital cost is below average. This cost is above 15% but below 50% of all hospitals in the state.
\$ \$ \$	The hospital cost is above average. This cost is above 50% but below 85% of all hospitals in the state.
\$ \$ \$ \$	The hospital is among the most costly. This cost is higher than 85% of all hospitals in the state.
N/A	Not enough information was reported.
See Details	Click on the Show Details link for more information on this Provider.
Above Average Cost	We are 95% sure that the hospital's cost is above state average cost.
Not Different from Average Cost	The hospital's cost is in the average range. For a hospital with a small number of cases, we may not have enough information to be sure that the hospital's cost is Above Average Cost or Below Average Cost.
Below Average Cost	We are 95% sure that the hospital's cost is below state average cost.

FootNotes

2. Measure reflects the hospital's indication that its submission was based on a sample of its relevant discharges.



[For Patients & Families](#)
[About The Ratings](#)
[Frequently Asked Questions](#)
[Resources & Tools](#)
[About Us](#)
[Feedback](#)

Comparison of Providers

[Start New Search](#)

[Return to Search Results](#)

[Bookmark](#)

Choose a Topic

[Patient Safety](#)
[Patient Experience](#)
[Surgical Care](#)

Bone and Joint Care

[Back Procedure](#)
[Hip Fracture](#)
[Hip Replacement](#)
[Knee Replacement](#)

Digestive System

[Gall Bladder](#)
[Intestinal Surgery](#)
[Weight-loss Surgery](#)

Heart Care

[Angioplasty](#)
[Bypass Surgery](#)
[Heart Attack](#)
[Heart Failure](#)
[Heart Valve Surgery](#)
[Stroke](#)

Obstetrics

[Cesarean Section](#)
[Normal Delivery](#)
[Normal Newborn](#)

Respiratory

[COPD](#)
[Pneumonia](#)

Outpatient Diagnostic Procedures

[Cardiac Testing](#)
[CT Scan](#)
[Mammogram](#)
[MRI](#)
[Ultrasound](#)
[X-Ray](#)

Outpatient Radiation

[Radiation Treatment](#)

Outpatient Diagnostic Procedures: Cardiac Testing

Quality and cost of cardiac testing varies by hospital. The reason to know about this is that someday you, or someone you care about, may need to decide which hospital to go to for cardiac testing. You can make a more informed choice when you know about quality and cost and then discuss this with your doctor. [\(more\)](#)

[View Summarized Report](#)

[Detailed Report](#)

Quality of Care [\(more\)](#)

	Brockton Hospital	Morton Hospital	South Shore Hospital	Sturdy Memorial Hospital	State-Wide
Quality Rating	N/A	N/A	N/A	N/A	N/A
Statistical Significance	N/A	N/A	N/A	N/A	N/A

Cost of Care: Blood Flow Scan of Heart Muscle [\(more\)](#)

	Brockton Hospital	Morton Hospital	South Shore Hospital	Sturdy Memorial Hospital	State-Wide
Cost Rating	\$ \$	\$	\$ \$ \$ \$	\$ \$ \$ \$	
Statistical Significance	Below Average Cost	Below Average Cost	Above Average Cost	Above Average Cost	
High cost - 85th percentile	\$975	\$850	\$2,250	\$1,725	\$1,250
Median cost - 50th percentile	\$650	\$600	\$1,725	\$1,500	\$825
Low cost - 15th percentile	\$650	\$600	\$1,625	\$1,425	\$625

Data Provided by Health Care Quality and Cost Council. (HCQCC)

Cost of Care: Echocardiograph [\(more\)](#)

	Brockton Hospital	Morton Hospital	South Shore Hospital	Sturdy Memorial Hospital	State-Wide
Cost Rating	\$ \$	\$	\$ \$ \$	\$ \$ \$ \$	
Statistical Significance	Below Average Cost	Below Average Cost	Below Average Cost	Above Average Cost	
High cost - 85th percentile	\$475	\$250	\$350	\$650	\$475
Median cost - 50th percentile	\$275	\$150	\$300	\$600	\$350
Low cost - 15th percentile	\$275	\$150	\$250	\$550	\$250

Data Provided by Health Care Quality and Cost Council. (HCQCC)

Cost of Care: Echocardiograph Doppler Testing [\(more\)](#)

	Brockton Hospital	Morton Hospital	South Shore Hospital	Sturdy Memorial Hospital	State-Wide
Cost Rating	\$ \$	\$	\$ \$	\$ \$ \$ \$	
Statistical Significance	Below Average Cost	Below Average Cost	Above Average Cost	Above Average Cost	
High cost - 85th percentile	\$200	\$175	\$350	\$325	\$275
Median cost - 50th percentile	\$175	\$100	\$175	\$325	\$200
Low cost - 15th percentile	\$175	\$100	\$175	\$325	\$150

Data Provided by Health Care Quality and Cost Council. (HCQCC)

Brockton Hospital

[Remove](#)

Morton Hospital

[Remove](#)

South Shore Hospital

[Remove](#)

Sturdy Memorial Hospital

[Remove](#)



For Physicians & Providers For Insurers & Employers
For Patients & Families About The Ratings Frequently Asked Questions Resources & Tools About Us Feedback

Comparison of Providers

Start New Search

Return to Search Results

Bookmark

Choose a Topic

Patient Safety
Patient Experience
Surgical Care

Bone and Joint Care

Back Procedure
Hip Fracture
Hip Replacement
Knee Replacement

Digestive System

Gall Bladder
Intestinal Surgery
Weight-loss Surgery

Heart Care

Angioplasty
Bypass Surgery
Heart Attack
Heart Failure
Heart Valve Surgery
Stroke

Obstetrics

Cesarean Section
Normal Delivery
Normal Newborn

Respiratory

COPD
Pneumonia

Outpatient Diagnostic Procedures

Cardiac Testing
CT Scan
Mammogram
MRI
Ultrasound
X-Ray

Outpatient Radiation

Radiation Treatment

Outpatient Diagnostic Procedures: CT Scan

Quality and cost of a CT scan varies by hospital. The reason to know about this is that someday you, or someone you care about, may need to decide which hospital to go to for a CT scan. You can make a more informed choice when you know about quality and cost and then discuss this with your doctor.
(more)

[View Summarized Report](#)

[Detailed Report](#)

Quality of Care (more)

	Brockton Hospital	Morton Hospital	South Shore Hospital	Sturdy Memorial Hospital	Statewide
Quality Rating	N/A	N/A	N/A	N/A	N/A
Statistical Significance	N/A	N/A	N/A	N/A	N/A

Cost of Care: CT-Scan, Chest without Contrast (more)

	Brockton Hospital	Morton Hospital	South Shore Hospital	Sturdy Memorial Hospital	Statewide
Cost Rating	\$ \$	\$	\$ \$ \$	\$ \$ \$ \$	
Statistical Significance	Below Average Cost	Below Average Cost	Above Average Cost	Above Average Cost	
High cost - 85th percentile	\$500	\$375	\$725	\$800	\$650
Median cost - 50th percentile	\$375	\$325	\$475	\$800	\$425
Low cost - 15th percentile	\$350	\$275	\$375	\$775	\$325

Data Provided by Health Care Quality and Cost Council. (HCQCC)

Cost of Care: CT-Scan, Abdomen with Contrast (more)

	Brockton Hospital	Morton Hospital	South Shore Hospital	Sturdy Memorial Hospital	Statewide
Cost Rating	\$ \$	\$ \$	\$ \$ \$	\$ \$ \$ \$	
Statistical Significance	Below Average Cost	Below Average Cost	Above Average Cost	Above Average Cost	
High cost - 85th percentile	\$500	\$450	\$725	\$1,150	\$800
Median cost - 50th percentile	\$475	\$425	\$550	\$1,025	\$525
Low cost - 15th percentile	\$225	\$175	\$475	\$975	\$250

Data Provided by Health Care Quality and Cost Council. (HCQCC)

Cost of Care: CT-Scan, Head without Contrast (more)

	Brockton Hospital	Morton Hospital	South Shore Hospital	Sturdy Memorial Hospital	Statewide
Cost Rating	\$ \$	\$	\$ \$ \$	\$ \$ \$ \$	
Statistical Significance	Below Average Cost	Below Average Cost	Above Average Cost	Above Average Cost	
High cost - 85th percentile	\$450	\$300	\$600	\$725	\$550
Median cost - 50th percentile	\$300	\$275	\$375	\$625	\$350
Low cost - 15th percentile	\$300	\$275	\$350	\$600	\$275

Data Provided by Health Care Quality and Cost Council. (HCQCC)

Cost of Care: CT-Scan, Abdomen without Contrast (more)

	Brockton Hospital	Morton Hospital	South Shore Hospital	Sturdy Memorial Hospital	Statewide
Cost Rating	\$ \$	\$	\$ \$ \$	\$ \$ \$ \$	

[Return to Search Results](#)

Statistical Significance	Below Average Cost	Below Average Cost	Not different from Average Cost	Above Average Cost	
High cost - 85th percentile	\$400	\$350	\$475	\$775	\$525
Median cost - 50th percentile	\$300	\$275	\$350	\$775	\$350
Low cost - 15th percentile	\$225	\$125	\$325	\$450	\$225

Data Provided by Health Care Quality and Cost Council. (HCQCC)

Cost of Care: CT-Scan, Chest with Contrast (more)

	Brockton Hospital	Morton Hospital	South Shore Hospital	Sturdy Memorial Hospital	State Avg.
Cost Rating	\$ \$	\$	\$ \$ \$	\$ \$ \$ \$	
Statistical Significance	Below Average Cost	Below Average Cost	Above Average Cost	Above Average Cost	
High cost - 85th percentile	\$500	\$450	\$975	\$1,175	\$850
Median cost - 50th percentile	\$450	\$400	\$525	\$1,050	\$525
Low cost - 15th percentile	\$450	\$350	\$450	\$1,000	\$400

Data Provided by Health Care Quality and Cost Council. (HCQCC)

Brockton Hospital	Morton Hospital	South Shore Hospital	Sturdy Memorial Hospital
Remove	Remove	Remove	Remove

Legend

	Hospitals have a rate in the bottom 15%. Their rate is worse than 85% of all hospitals in the state.
	Hospitals are below average, but not in bottom 15%. Their rate is above 15% but below 50% of all hospitals in the state.
	Hospitals perform better than average but are not in the top 15%. Their rate is above 50% but below 15% of all hospitals in the state.
	Hospitals have a rate in the top 15%. Their rate is better than 85% of all hospitals in the state.
N/A	Not enough information was reported
See Details	Click on the Show Details link for more Information on this Provider
Above Average Quality	We are 95% sure that the hospital performs better than state average quality.
Not Different from Average Quality	The hospital performs in the average range. For a hospital with a small number of cases, we may not have enough information to be sure that the hospital's performance is Above Average Quality or Below Average Quality.
Below Average Quality	We are 95% sure that the hospital performs worse than state average quality
Legend	
\$	The hospital is among the least costly. This cost is lower than 85% of all hospitals in the state.
\$ \$	The hospital cost is below average. This cost is above 15% but below 50% of all hospitals in the state.
\$ \$ \$	The hospital cost is above average. This cost is above 50% but below 85% of all hospitals in the state.
\$ \$ \$ \$	The hospital is among the most costly. This cost is higher than 85% of all hospitals in the state.
N/A	Not enough information was reported
See Details	Click on the Show Details link for more Information on this Provider.
Above Average Cost	We are 95% sure that the hospital's cost is above state average cost
Not Different from Average Cost	The hospital's cost is in the average range. For a hospital with a small number of cases, we may not have enough information to be sure that the hospital's cost is Above Average Cost or Below Average Cost
Below Average Cost	We are 95% sure that the hospital's cost is below state average cost



For Patients & Families About The Ratings Frequently Asked Questions Resources & Tools About Us Feedback

Comparison of Providers

Start New Search

Return to Search Results

Bookmark

Choose a Topic

Patient Safety
Patient Experience
Surgical Care

Bone and Joint Care

Back Procedure
Hip Fracture
Hip Replacement
Knee Replacement

Digestive System

Gall Bladder
Intestinal Surgery
Weight-loss Surgery

Heart Care

Angioplasty
Bypass Surgery
Heart Attack
Heart Failure
Heart Valve Surgery
Stroke

Obstetrics

Cesarean Section
Normal Delivery
Normal Newborn

Respiratory

COPD
Pneumonia

Outpatient Diagnostic Procedures

Cardiac Testing
CT Scan
Mammogram
MRI
Ultrasound
X-Ray

Outpatient Radiation

Radiation Treatment

Outpatient Diagnostic Procedures: Mammogram

Quality and cost of a mammogram varies by hospital. The reason to know about this is that someday you, or someone you care about, may need to decide which hospital to go to for a mammogram. You can make a more informed choice when you know about quality and cost and then discuss this with your doctor. [\(more\)](#)

[View Summarized Report](#)

[Detailed Report](#)

Quality of Care [\(more\)](#)

	Brockton Hospital	Morton Hospital	South Shore Hospital	Sturdy Memorial Hospital	State Wide
Quality Rating	N/A	N/A	N/A	N/A	N/A
Statistical Significance	N/A	N/A	N/A	N/A	N/A

Cost of Care [\(more\)](#)

	Brockton Hospital	Morton Hospital	South Shore Hospital	Sturdy Memorial Hospital	State Wide
Cost Rating	\$	\$	\$\$\$	\$\$\$\$	
Statistical Significance	Below Average Cost	Below Average Cost	Above Average Cost	Above Average Cost	
High cost - 85th percentile	\$100	\$100	\$150	\$300	\$150
Median cost - 50th percentile	\$100	\$100	\$125	\$250	\$100
Low cost - 15th percentile	\$75	\$50	\$125	\$250	\$75

Data Provided by Health Care Quality and Cost Council (HCQCC)

	Brockton Hospital	Morton Hospital	South Shore Hospital	Sturdy Memorial Hospital

Legend

Hospitals have a rate in the bottom 15%. Their rate is worse than 85% of all hospitals in the state.	
Hospitals are below average, but not in bottom 15%. Their rate is above 15% but below 50% of all hospitals in the state.	
Hospitals perform better than average but are not in the top 15%. Their rate is above 50% but below 85% of all hospitals in the state.	
Hospitals have a rate in the top 15%. Their rate is better than 85% of all hospitals in the state.	
N/A	Not enough information was reported.
See Details	Click on the Show Details link for more information on this Provider.
Above Average Quality	We are 95% sure that the hospital performs better than state average quality.
Not Different from Average Quality	The hospital performs in the average range. For a hospital with a small number of cases, we may not have enough information to be sure that the hospital's performance is Above Average Quality or Below Average Quality.
Below Average Quality	We are 95% sure that the hospital performs worse than state average quality.
Legend	
\$	The hospital is among the least costly. This cost is lower than 85% of all hospitals in the state.
\$ \$	The hospital cost is below average. This cost is above 15% but below 50% of all hospitals in the state.
\$ \$ \$	The hospital cost is above average. This cost is above 50% but below 85% of all hospitals in the state.
\$ \$ \$ \$	The hospital is among the most costly. This cost is higher than 85% of all hospitals in the state.
N/A	Not enough information was reported.
See Details	Click on the Show Details link for more information on this Provider.
Above Average Cost	We are 95% sure that the hospital's cost is above state average cost.
Not Different from Average Cost	The hospital's cost is in the average range. For a hospital with a small number of cases, we may not have enough information to be sure that the hospital's cost is Above Average Cost or Below Average Cost.
Below Average Cost	We are 95% sure that the hospital's cost is below state average cost.

Return to Search Results



[For Patients & Families](#)
[About The Ratings](#)
[Frequently Asked Questions](#)
[Resources & Tools](#)
[About Us](#)
[Feedback](#)

Comparison of Providers

[Start New Search](#)

[Return to Search Results](#)

[Bookmark](#)

Choose a Topic

[Patient Safety](#)
[Patient Experience](#)
[Surgical Care](#)

Bone and Joint Care

[Back Procedure](#)
[Hip Fracture](#)
[Hip Replacement](#)
[Knee Replacement](#)

Digestive System

[Gall Bladder](#)
[Intestinal Surgery](#)
[Weight-loss Surgery](#)

Heart Care

[Angioplasty](#)
[Bypass Surgery](#)
[Heart Attack](#)
[Heart Failure](#)
[Heart Valve Surgery](#)
[Stroke](#)

Obstetrics

[Cesarean Section](#)
[Normal Delivery](#)
[Normal Newborn](#)

Respiratory

[COPD](#)
[Pneumonia](#)

Outpatient Diagnostic Procedures

[Cardiac Testing](#)
[CT Scan](#)
[Mammogram](#)
[MRI](#)
[Ultrasound](#)
[X-Ray](#)

Outpatient Radiation

[Radiation Treatment](#)

Outpatient Diagnostic Procedures: MRI

Quality and cost of an MRI varies by hospital. The reason to know about this is that someday you, or someone you care about, may need to decide which hospital to go to for an MRI. You can make a more informed choice when you know about quality and cost and then discuss this with your doctor. (more)

[View Summarized Report](#)

[Detailed Report](#)

Quality of Care (more)

	Brockton Hospital	Morton Hospital	South Shore Hospital	Sturdy Memorial Hospital	State-Wide
Quality Rating	N/A	N/A	N/A	N/A	N/A
Statistical Significance	N/A	N/A	N/A	N/A	N/A

Cost of Care: MRI, Lower Back (more)

	Brockton Hospital	Morton Hospital	South Shore Hospital	Sturdy Memorial Hospital	State-Wide
Cost Rating	\$ \$	\$	\$ \$	\$ \$	
Statistical Significance	Below Average Cost	Below Average Cost	Below Average Cost	Below Average Cost	
High cost - 85th percentile	\$950	\$775	\$1,075	\$675	\$1,225
Median cost - 50th percentile	\$625	\$525	\$700	\$675	\$775
Low cost - 15th percentile	\$575	\$525	\$675	\$450	\$600

Data Provided by Health Care Quality and Cost Council. (HCQCC)

Cost of Care: MRI, Brain (more)

	Brockton Hospital	Morton Hospital	South Shore Hospital	Sturdy Memorial Hospital	State-Wide
Cost Rating	\$ \$	\$	\$ \$ \$	\$ \$	
Statistical Significance	Below Average Cost	Below Average Cost	Below Average Cost	Below Average Cost	
High cost - 85th percentile	\$1,025	\$700	\$925	\$675	\$1,375
Median cost - 50th percentile	\$600	\$550	\$825	\$675	\$825
Low cost - 15th percentile	\$600	\$525	\$675	\$450	\$600

Data Provided by Health Care Quality and Cost Council. (HCQCC)

Cost of Care: MRI, Knee/Ankle (more)

	Brockton Hospital	Morton Hospital	South Shore Hospital	Sturdy Memorial Hospital	State-Wide
Cost Rating	\$ \$	\$	\$ \$ \$	\$ \$ \$	
Statistical Significance	Below Average Cost	Below Average Cost	Above Average Cost	Below Average Cost	
High cost - 85th percentile	\$1,025	\$700	\$1,100	\$725	\$1,250
Median cost - 50th percentile	\$550	\$500	\$950	\$675	\$750
Low cost - 15th percentile	\$525	\$475	\$675	\$450	\$575

Data Provided by Health Care Quality and Cost Council. (HCQCC)

[Brockton Hospital](#)
[Morton Hospital](#)
[South Shore Hospital](#)
[Sturdy Memorial Hospital](#)

[Remove](#)

[Remove](#)

[Remove](#)

[Remove](#)



For Physicians & Providers For Insurers & Employers
For Patients & Families About The Ratings Frequently Asked Questions Resources & Tools About Us Feedback

Comparison of Providers

[Start New Search](#)

[Return to Search Results](#)

[Bookmark](#)

Choose a Topic

Patient Safety
Patient Experience
Surgical Care

Bone and Joint Care

Back Procedure
Hip Fracture
Hip Replacement
Knee Replacement

Digestive System

Gall Bladder
Intestinal Surgery
Weight-loss Surgery

Heart Care

Angioplasty
Bypass Surgery
Heart Attack
Heart Failure
Heart Valve Surgery
Stroke

Obstetrics

Cesarean Section
Normal Delivery
Normal Newborn

Respiratory

COPD
Pneumonia

Outpatient Diagnostic Procedures

Cardiac Testing
CT Scan
Mammogram
MRI
Ultrasound
X-Ray

Outpatient Radiation

Radiation Treatment

Outpatient Diagnostic Procedures: Ultrasound

Quality and cost of an ultrasound varies by hospital. The reason to know about this is that someday you, or someone you care about, may need to decide which hospital to go to for an ultrasound. You can make a more informed choice when you know about quality and cost and then discuss this with your doctor. (more)

[View Summarized Report](#)

[Detailed Report](#)

Quality of Care (more)

	Brockton Hospital	Morton Hospital	South Shore Hospital	Sturdy Memorial Hospital	State Average
Quality Rating	N/A	N/A	N/A	N/A	N/A
Statistical Significance	N/A	N/A	N/A	N/A	N/A

Cost of Care: Ultrasound, First Trimester (more)

	Brockton Hospital	Morton Hospital	South Shore Hospital	Sturdy Memorial Hospital	State Average
Cost Rating	\$\$\$	\$	\$\$\$	\$\$\$\$	
Statistical Significance	Below Average Cost	Below Average Cost	Above Average Cost	Above Average Cost	
High cost - 85th percentile	\$150	\$125	\$275	\$400	\$275
Median cost - 50th percentile	\$150	\$125	\$175	\$375	\$150
Low cost - 15th percentile	\$100	\$75	\$100	\$350	\$100

Data Provided by Health Care Quality and Cost Council (HCQCC)

Cost of Care: Ultrasound, After First Trimester (more)

	Brockton Hospital	Morton Hospital	South Shore Hospital	Sturdy Memorial Hospital	State Average
Cost Rating	\$	N/A	\$\$\$	N/A	
Statistical Significance	Below Average Cost	N/A	Above Average Cost	N/A	
High cost - 85th percentile	\$200	\$325	N/A	N/A	\$325
Median cost - 50th percentile	\$200	\$250	N/A	N/A	\$225
Low cost - 15th percentile	\$150	\$175	N/A	N/A	\$150

Data Provided by Health Care Quality and Cost Council (HCQCC)

Brockton Hospital	Morton Hospital	South Shore Hospital	Sturdy Memorial Hospital
Show Details	Show Details	Show Details	Show Details

Legend

	Hospitals have a rate in the bottom 15%. Their rate is worse than 85% of all hospitals in the state.
	Hospitals are below average, but not in bottom 15%. Their rate is above 15% but below 50% of all hospitals in the state.
	Hospitals perform better than average but are not in the top 15%. Their rate is above 50% but below 85% of all hospitals in the state.
	Hospitals have a rate in the top 15%. Their rate is better than 85% of all hospitals in the state.
N/A	Not enough information was reported.
See Details	Click on the Show Details link for more information on this Provider.
Above Average Quality	We are 95% sure that the hospital performs better than state average quality.
Not Different from Average Quality	The hospital performs in the average range. For a hospital with a small number of cases, we may not have enough information to be sure that the hospital's performance is Above Average Quality or Below Average Quality.
Below Average Quality	We are 95% sure that the hospital performs worse than state average quality.
Legend	



For Patients & Families About The Ratings Frequently Asked Questions Resources & Tools About Us Feedback

Comparison of Providers

Start New Search

Return to Search Results

Bookmark

Choose a Topic

Patient Safety
Patient Experience
Surgical Care

Bone and Joint Care

Back Procedure
Hip Fracture
Hip Replacement
Knee Replacement

Digestive System

Gall Bladder
Intestinal Surgery
Weight-loss Surgery

Heart Care

Angioplasty
Bypass Surgery
Heart Attack
Heart Failure
Heart Valve Surgery
Stroke

Obstetrics

Cesarean Section
Normal Delivery
Normal Newborn

Respiratory

COPD
Pneumonia

Outpatient Diagnostic

Procedures

Cardiac Testing
CT Scan
Mammogram
MRI
Ultrasound
X-Ray

Outpatient Radiation

Radiation Treatment

Outpatient Diagnostic Procedures: X-Ray

Quality and cost of an X-ray varies by hospital. The reason to know about this is that someday you, or someone you care about, may need to decide which hospital to go to for an X-ray. You can make a more informed choice when you know about quality and cost and then discuss this with your doctor.
(more)

View Summarized Report

Detailed Report

Quality of Care (more)

	Brockton Hospital	Morton Hospital	South Shore Hospital	Sturdy Memorial Hospital	State Wide
Quality Rating	N/A	N/A	N/A	N/A	N/A
Statistical Significance	N/A	N/A	N/A	N/A	N/A

Cost of Care: Chest X-Ray (more)

	Brockton Hospital	Morton Hospital	South Shore Hospital	Sturdy Memorial Hospital	State Wide
Cost Rating	\$ \$	\$ \$	\$ \$ \$	\$ \$ \$	
Statistical Significance	Below Average Cost	Below Average Cost	Above Average Cost	Not different from Average Cost	
High cost - 85th percentile	\$90	\$80	\$130	\$110	\$130
Median cost - 50th percentile	\$80	\$80	\$100	\$100	\$90
Low cost - 15th percentile	\$50	\$70	\$80	\$90	\$60

Data Provided by Health Care Quality and Cost Council (HCQCC)

	Brockton Hospital	Morton Hospital	South Shore Hospital	Sturdy Memorial Hospital

Legend

Hospitals have a rate in the bottom 15%. Their rate is worse than 85% of all hospitals in the state.	
Hospitals are below average, but not in bottom 15%. Their rate is above 15% but below 50% of all hospitals in the state.	
Hospitals perform better than average but are not in the top 15%. Their rate is above 50% but below 85% of all hospitals in the state.	
Hospitals have a rate in the top 15%. Their rate is better than 85% of all hospitals in the state.	
Not enough information was reported.	
Click on the Show Details link for more Information on this Provider.	
We are 95% sure that the hospital performs better than state average quality.	
The hospital performs in the average range. For a hospital with a small number of cases, we may not have enough information to be sure that the hospital's performance is Above Average Quality or Below Average Quality.	
We are 95% sure that the hospital performs worse than state average quality.	
Legend	
\$	The hospital is among the least costly. This cost is lower than 85% of all hospitals in the state.
\$ \$	The hospital cost is below average. This cost is above 15% but below 50% of all hospitals in the state.
\$ \$ \$	The hospital cost is above average. This cost is above 50% but below 85% of all hospitals in the state.
\$ \$ \$ \$	The hospital is among the most costly. This cost is higher than 85% of all hospitals in the state.
N/A	Not enough information was reported.
See Details	Click on the Show Details link for more Information on this Provider.
Above Average Cost	We are 95% sure that the hospital's cost is above state average cost.
Not Different from Average Cost	The hospital's cost is in the average range. For a hospital with a small number of cases, we may not have enough information to be sure that the hospital's cost is Above Average Cost or Below Average Cost.
Below Average Cost	We are 95% sure that the hospital's cost is below state average cost.