



Weekly COVID-19 Public Health Report

The Weekly COVID-19 Public Health Report includes enhanced, more granular information to be updated on a weekly, or biweekly basis, including town-by-town case and testing information, cases and deaths in Long Term Care Facilities, updates on nursing facility audit results, and more.





Table of Contents

Count and Rate (per 100,000) of Confirmed COVID-19 Cases and Persons Tested in MA by City/TownPage 3

Map of Incidence Rate (per 100,000, PCR only) for COVID-19 in MA by City/Town Over Last Two Weeks.....Page 18

Map of Testing Rate (per 100,000, PCR only) for COVID-19 in MA by City/Town. Over Last Two Weeks.....Page 19

Map of Percent Positivity (PCR only) among Tests Performed for COVID-19 in MA by City/Town Over Last Two Weeks.....Page 20

Map of Rate (per 100,000) of New Confirmed COVID-19 Cases in Past 7 Days by Emergency Medical Services (EMS) Region..Page 21

Massachusetts Residents Quarantined due to COVID-19.....Page 22

Massachusetts Residents Isolated due to COVID-19.....Page 23

COVID Cases and Facility-Reported Deaths in Long Term Care Facilities.....Page 24

Nursing Facilities Baseline Testing.....Page 32

Nursing Facilities Clinical Audits.....Page 45

COVID Cases in Assisted Living Residences.....Page 75

PPE Distribution by Recipient Type and Geography.....Page 80



Count and Rate (per 100,000) of Confirmed COVID-19 Cases and Tests Performed¹ in MA by City/Town, January 1, 2020 – July 15, 2020

City/Town	Total Case Count	Case Count (Last 14 Days)	Percent Change ²	Total Tests	Total Tests (Last 14 days)	Total Positive Tests (Last 14 days)	Percent Positivity (Last 14 days)
Abington	238	<5	No Change	2718	258	4	1.55%
Acton	167	6	Increase	3015	428	6	1.40%
Acushnet	97	<5	Increase	1409	100	4	4.00%
Adams	35	0	No Change	775	130	0	0%
Agawam	480	24	No Change	5187	694	29	4.18%
Alford	<5	0	No Change	28	2	0	0%
Amesbury	185	5	Increase	2530	309	6	1.94%
Amherst	100	<5	Increase	3061	482	4	0.83%
Andover	317	<5	Decrease	5544	817	2	0.24%
Aquinnah	<5	0	No Change	80	27	0	0%
Arlington	312	<5	Decrease	6217	870	4	0.46%
Ashburnham	33	<5	No Change	799	123	1	0.81%
Ashby	15	0	No Change	356	46	0	0%
Ashfield	<5	<5	Increase	165	34	2	5.88%
Ashland	251	<5	No Change	2659	273	7	2.56%
Athol	67	<5	Decrease	2013	271	2	0.74%
Attleboro	671	5	Decrease	6519	626	9	1.44%
Auburn	217	<5	No Change	2612	288	2	0.69%
Avon	76	<5	Decrease	785	62	2	3.23%
Ayer	142	0	Decrease	3227	166	1	0.60%
Barnstable	373	5	Decrease	6539	862	7	0.81%
Barre	62	0	No Change	760	107	0	0%
Becket	16	<5	No Change	190	39	1	2.56%
Bedford	259	5	Increase	5863	408	8	1.96%
Belchertown	107	<5	No Change	1713	260	2	0.77%



Count and Rate (per 100,000) of Confirmed COVID-19 Cases and Tests Performed¹ in MA by City/Town, January 1, 2020 – July 15, 2020

City/Town	Total Case Count	Case Count (Last 14 Days)	Percent Change ²	Total Tests	Total Tests (Last 14 days)	Total Positive Tests (Last 14 days)	Percent Positivity (Last 14 days)
Bellingham	138	8	Decrease	2066	247	8	3.24%
Belmont	232	<5	Decrease	3551	545	3	0.55%
Berkley	71	0	Decrease	983	64	2	3.13%
Berlin	20	0	No Change	429	47	0	0%
Bernardston	7	0	Decrease	241	39	0	0%
Beverly	620	5	Decrease	6930	822	11	1.34%
Billerica	572	21	Decrease	6620	794	27	3.40%
Blackstone	55	5	Decrease	1120	154	5	3.25%
Blandford	<5	0	No Change	91	16	0	0%
Bolton	11	0	No Change	575	97	0	0%
Boston	14316	304	Decrease	141184	18043	416	2.31%
Bourne	159	<5	Decrease	3001	352	4	1.14%
Boxborough	26	<5	No Change	581	70	1	1.43%
Boxford	43	<5	Decrease	989	175	1	0.57%
Boylston	21	<5	No Change	586	88	2	2.27%
Braintree	816	6	Increase	7152	749	11	1.47%
Brewster	107	<5	Decrease	1501	280	4	1.43%
Bridgewater	357	0	Decrease	5588	347	1	0.29%
Brimfield	7	<5	Increase	357	75	1	1.33%
Brockton	4275	35	Decrease	25186	1635	64	3.91%
Brookfield	20	<5	Increase	378	74	1	1.35%
Brookline	403	11	Decrease	8039	1336	17	1.27%
Buckland	8	0	No Change	43	4	0	0%
Burlington	268	<5	Increase	3762	455	2	0.44%
Cambridge	985	13	Decrease	26566	3108	22	0.71%



Count and Rate (per 100,000) of Confirmed COVID-19 Cases and Tests Performed¹ in MA by City/Town, January 1, 2020 – July 15, 2020

City/Town	Total Case Count	Case Count (Last 14 Days)	Percent Change ²	Total Tests	Total Tests (Last 14 days)	Total Positive Tests (Last 14 days)	Percent Positivity (Last 14 days)
Canton	292	<5	No Change	4392	402	6	1.49%
Carlisle	19	<5	No Change	557	106	2	1.89%
Carver	61	<5	No Change	1549	163	3	1.84%
Charlemont	<5	<5	No Change	150	29	1	3.45%
Charlton	86	6	Decrease	2008	283	9	3.18%
Chatham	20	<5	Increase	911	121	2	1.65%
Chelmsford	341	7	Increase	6531	656	11	1.68%
Chelsea	2977	50	Decrease	13627	1694	80	4.72%
Cheshire	<5	0	No Change	309	49	0	0%
Chester	<5	0	No Change	124	17	0	0%
Chesterfield	<5	<5	No Change	93	15	1	6.67%
Chicopee	469	28	Decrease	7541	1000	29	2.90%
Chilmark	<5	0	No Change	515	184	0	0%
Clarksburg	7	0	No Change	119	17	0	0%
Clinton	257	5	Decrease	2506	244	6	2.46%
Cohasset	27	0	Decrease	820	109	0	0%
Colrain	<5	0	No Change	148	27	0	0%
Concord	177	6	Increase	4024	510	7	1.37%
Conway	<5	0	No Change	220	49	0	0%
Cummington	<5	0	No Change	113	21	0	0%
Dalton	16	0	Decrease	789	100	0	0%
Danvers	741	<5	Decrease	7253	874	10	1.14%
Dartmouth	394	6	Increase	5814	434	10	2.30%
Dedham	412	7	Increase	5047	576	10	1.74%
Deerfield	11	<5	No Change	623	117	2	1.71%



Count and Rate (per 100,000) of Confirmed COVID-19 Cases and Tests Performed¹ in MA by City/Town, January 1, 2020 – July 15, 2020

City/Town	Total Case Count	Case Count (Last 14 Days)	Percent Change ²	Total Tests	Total Tests (Last 14 days)	Total Positive Tests (Last 14 days)	Percent Positivity (Last 14 days)
Dennis	95	0	No Change	2026	272	3	1.10%
Dighton	67	0	No Change	985	54	0	0%
Douglas	49	<5	No Change	942	141	2	1.42%
Dover	18	0	No Change	583	108	0	0%
Dracut	479	9	Decrease	6473	725	17	2.34%
Dudley	95	<5	Decrease	1414	265	5	1.89%
Dunstable	10	0	No Change	334	44	0	0%
Duxbury	117	<5	Decrease	2525	308	3	0.97%
East Bridgewater	181	<5	Decrease	2121	177	1	0.56%
East Brookfield	13	0	No Change	251	53	0	0%
East Longmeadow	275	0	Decrease	2577	296	0	0%
Eastham	10	0	No Change	583	90	0	0%
Easthampton	87	<5	Decrease	2205	375	3	0.80%
Easton	278	<5	Decrease	3552	326	4	1.23%
Edgartown	9	<5	Decrease	1361	436	1	0.23%
Egremont	5	0	No Change	99	15	0	0%
Erving	6	0	No Change	202	30	0	0%
Essex	24	0	No Change	442	67	0	0%
Everett	1800	36	Increase	11594	2416	45	1.86%
Fairhaven	242	<5	Decrease	3302	279	1	0.36%
Fall River	1664	52	Decrease	18386	1297	81	6.25%
Falmouth	206	<5	Decrease	5955	871	6	0.69%
Fitchburg	803	7	Decrease	8617	756	12	1.59%
Florida	<5	0	No Change	48	3	0	0%
Foxborough	117	<5	Decrease	3063	507	2	0.39%



Count and Rate (per 100,000) of Confirmed COVID-19 Cases and Tests Performed¹ in MA by City/Town, January 1, 2020 – July 15, 2020

City/Town	Total Case Count	Case Count (Last 14 Days)	Percent Change ²	Total Tests	Total Tests (Last 14 days)	Total Positive Tests (Last 14 days)	Percent Positivity (Last 14 days)
Framingham	1756	14	Decrease	12822	1074	20	1.86%
Franklin	139	<5	Decrease	3562	533	2	0.38%
Freetown	106	7	Increase	1183	89	7	7.87%
Gardner	196	<5	Decrease	5568	530	2	0.38%
Georgetown	62	<5	Decrease	1081	158	2	1.27%
Gill	<5	0	No Change	132	23	0	0%
Gloucester	260	<5	Increase	4017	644	3	0.47%
Goshen	<5	0	No Change	46	6	0	0%
Gosnold	0	0	No Change	0	0	0	0%
Grafton	97	<5	Decrease	2156	298	5	1.68%
Granby	32	<5	Decrease	622	108	2	1.85%
Granville	13	<5	Decrease	195	28	1	3.57%
Great Barrington	73	0	Decrease	1584	169	0	0%
Greenfield	209	<5	Decrease	3069	436	4	0.92%
Groton	43	0	No Change	1392	144	1	0.69%
Groveland	42	5	Increase	843	111	7	6.31%
Hadley	44	0	Decrease	1330	190	0	0%
Halifax	58	<5	Increase	1052	96	2	2.08%
Hamilton	36	0	Decrease	921	163	2	1.23%
Hampden	98	0	Decrease	785	86	0	0%
Hancock	<5	0	No Change	25	6	0	0%
Hanover	74	0	Decrease	1774	236	0	0%
Hanson	109	0	Decrease	1519	153	0	0%
Hardwick	9	0	No Change	265	36	0	0%
Harvard	18	0	No Change	630	108	1	0.93%



Count and Rate (per 100,000) of Confirmed COVID-19 Cases and Tests Performed¹ in MA by City/Town, January 1, 2020 – July 15, 2020

City/Town	Total Case Count	Case Count (Last 14 Days)	Percent Change ²	Total Tests	Total Tests (Last 14 days)	Total Positive Tests (Last 14 days)	Percent Positivity (Last 14 days)
Harwich	131	5	No Change	2117	268	5	1.87%
Hatfield	18	<5	Increase	417	78	1	1.28%
Haverhill	1250	8	Decrease	12463	1167	16	1.37%
Hawley	0	0	No Change	17	5	0	0%
Heath	0	0	No Change	36	6	0	0%
Hingham	281	<5	Decrease	3696	401	3	0.75%
Hinsdale	<5	0	Decrease	268	55	0	0%
Holbrook	197	<5	Increase	1959	193	7	3.63%
Holden	124	<5	No Change	2926	379	4	1.06%
Holland	8	0	No Change	206	50	0	0%
Holliston	56	0	No Change	1711	230	0	0%
Holyoke	942	25	Increase	8793	1233	32	2.60%
Hopedale	43	<5	Increase	955	99	1	1.01%
Hopkinton	131	<5	Decrease	2327	311	4	1.29%
Hubbardston	7	<5	No Change	530	67	1	1.49%
Hudson	195	<5	Increase	2714	335	6	1.79%
Hull	52	<5	Increase	1316	193	3	1.55%
Huntington	14	0	No Change	274	59	0	0%
Ipswich	70	0	No Change	2051	314	0	0%
Kingston	138	<5	No Change	2298	292	5	1.71%
Lakeville	61	<5	Decrease	1325	112	1	0.89%
Lancaster	101	0	Decrease	1144	128	0	0%
Lanesborough	8	0	No Change	297	50	0	0%
Lawrence	3686	146	Increase	22805	3101	196	6.32%
Lee	19	0	No Change	742	80	0	0%



Count and Rate (per 100,000) of Confirmed COVID-19 Cases and Tests Performed¹ in MA by City/Town, January 1, 2020 – July 15, 2020

City/Town	Total Case Count	Case Count (Last 14 Days)	Percent Change ²	Total Tests	Total Tests (Last 14 days)	Total Positive Tests (Last 14 days)	Percent Positivity (Last 14 days)
Leicester	153	<5	No Change	1729	202	2	0.99%
Lenox	14	<5	Increase	1063	126	1	0.79%
Leominster	708	10	Decrease	8731	869	17	1.96%
Leverett	<5	0	No Change	226	50	0	0%
Lexington	331	<5	Decrease	4206	540	6	1.11%
Leyden	0	0	No Change	16	4	0	0%
Lincoln	41	0	Decrease	1140	144	1	0.69%
Littleton	101	<5	No Change	1340	194	2	1.03%
Longmeadow	223	6	Increase	2345	322	6	1.86%
Lowell	2958	52	Decrease	27126	2759	82	2.97%
Ludlow	129	5	No Change	2837	413	6	1.45%
Lunenburg	66	<5	No Change	1482	182	2	1.10%
Lynn	3725	72	Increase	23955	2766	116	4.19%
Lynnfield	98	<5	Decrease	1842	272	4	1.47%
Malden	1267	26	Decrease	11899	1366	36	2.64%
Manchester	20	0	No Change	543	108	0	0%
Mansfield	166	<5	Decrease	2905	305	3	0.98%
Marblehead	240	6	Decrease	3552	614	8	1.30%
Marion	13	0	No Change	787	68	0	0%
Marlborough	1000	13	Decrease	8120	800	14	1.75%
Marshfield	171	<5	No Change	3435	426	3	0.70%
Mashpee	67	<5	Increase	2510	412	7	1.70%
Mattapoisett	37	0	Decrease	785	94	1	1.06%
Maynard	71	0	No Change	1530	183	0	0%
Medfield	39	<5	Increase	1383	219	5	2.28%



Count and Rate (per 100,000) of Confirmed COVID-19 Cases and Tests Performed¹ in MA by City/Town, January 1, 2020 – July 15, 2020

City/Town	Total Case Count	Case Count (Last 14 Days)	Percent Change ²	Total Tests	Total Tests (Last 14 days)	Total Positive Tests (Last 14 days)	Percent Positivity (Last 14 days)
Medford	1047	15	Decrease	11557	1452	23	1.58%
Medway	120	<5	Decrease	1641	212	2	0.94%
Melrose	255	10	Decrease	4560	734	13	1.77%
Mendon	31	<5	No Change	642	87	1	1.15%
Merrimac	35	0	No Change	838	95	0	0%
Methuen	1050	19	Decrease	9954	1101	28	2.54%
Middleborough	269	<5	Decrease	3835	289	5	1.73%
Middlefield	0	0	No Change	19	2	0	0%
Middleton	169	<5	Decrease	1547	153	4	2.61%
Milford	652	8	Decrease	5669	694	11	1.59%
Millbury	215	<5	Decrease	2127	234	4	1.71%
Millis	50	<5	Decrease	989	120	1	0.83%
Millville	22	<5	No Change	365	53	5	9.43%
Milton	307	5	Decrease	4049	535	6	1.12%
Monroe	0	0	No Change	11	1	0	0%
Monson	42	5	No Change	838	129	5	3.88%
Montague	29	0	Decrease	1096	153	0	0%
Monterey	<5	<5	No Change	89	23	1	4.35%
Montgomery	<5	0	No Change	22	4	0	0%
Mount Washington	0	0	No Change	3	0	0	0%
Nahant	40	0	No Change	557	65	0	0%
Nantucket	22	<5	Decrease	1785	430	3	0.70%
Natick	421	<5	Decrease	4916	711	6	0.84%
Needham	334	6	No Change	4575	635	8	1.26%
New Ashford	0	0	No Change	12	2	0	0%



Count and Rate (per 100,000) of Confirmed COVID-19 Cases and Tests Performed¹ in MA by City/Town, January 1, 2020 – July 15, 2020

City/Town	Total Case Count	Case Count (Last 14 Days)	Percent Change ²	Total Tests	Total Tests (Last 14 days)	Total Positive Tests (Last 14 days)	Percent Positivity (Last 14 days)
New Bedford	2167	22	Decrease	19795	1357	56	4.13%
New Braintree	<5	<5	Increase	86	12	1	8.33%
New Marlborough	7	0	No Change	103	11	0	0%
New Salem	<5	0	No Change	105	12	1	8.33%
Newbury	14	0	Decrease	854	144	0	0%
Newburyport	101	<5	No Change	3153	448	5	1.12%
Newton	776	6	Decrease	14730	2285	16	0.70%
Norfolk	28	<5	Increase	2387	140	1	0.71%
North Adams	47	<5	Increase	1230	166	2	1.20%
North Andover	358	13	Increase	5585	841	14	1.66%
North Attleborough	263	6	Decrease	3101	282	11	3.90%
North Brookfield	18	<5	No Change	492	86	1	1.16%
North Reading	193	<5	Decrease	2091	318	5	1.57%
Northampton	282	<5	Decrease	5360	763	3	0.39%
Northborough	224	<5	No Change	2337	274	1	0.36%
Northbridge	312	<5	No Change	2886	299	1	0.33%
Northfield	<5	0	No Change	283	45	0	0%
Norton	137	<5	Increase	2360	209	3	1.44%
Norwell	123	0	No Change	1473	178	1	0.56%
Norwood	584	5	Increase	5801	651	8	1.23%
Oak Bluffs	6	0	Decrease	916	193	0	0%
Oakham	7	0	No Change	204	30	0	0%
Orange	42	<5	Increase	1215	182	3	1.65%
Orleans	16	0	No Change	728	131	0	0%
Otis	<5	0	No Change	129	14	0	0%



Count and Rate (per 100,000) of Confirmed COVID-19 Cases and Tests Performed¹ in MA by City/Town, January 1, 2020 – July 15, 2020

City/Town	Total Case Count	Case Count (Last 14 Days)	Percent Change ²	Total Tests	Total Tests (Last 14 days)	Total Positive Tests (Last 14 days)	Percent Positivity (Last 14 days)
Oxford	81	0	Decrease	1685	253	1	0.40%
Palmer	52	<5	No Change	1374	245	2	0.82%
Paxton	33	0	No Change	584	85	1	1.18%
Peabody	1013	18	Increase	10231	1339	28	2.09%
Pelham	<5	0	No Change	130	24	0	0%
Pembroke	94	<5	No Change	2271	268	5	1.87%
Pepperell	53	<5	No Change	1155	137	1	0.73%
Peru	<5	0	No Change	68	7	0	0%
Petersham	7	0	No Change	170	27	0	0%
Phillipston	16	0	Decrease	225	26	0	0%
Pittsfield	186	10	Increase	6501	794	10	1.26%
Plainfield	<5	0	No Change	68	10	0	0%
Plainville	65	0	Decrease	1118	122	0	0%
Plymouth	606	9	Decrease	10235	1106	26	2.35%
Plympton	11	0	No Change	367	50	0	0%
Princeton	6	0	No Change	433	78	0	0%
Provincetown	22	0	No Change	871	77	0	0%
Quincy	1167	30	Increase	15562	1698	40	2.36%
Randolph	967	19	Increase	7474	674	22	3.26%
Raynham	240	<5	No Change	2416	145	3	2.07%
Reading	304	5	No Change	4005	600	5	0.83%
Rehoboth	63	0	No Change	1179	130	0	0%
Revere	1838	39	Decrease	13182	1424	59	4.14%
Richmond	5	0	No Change	142	30	0	0%
Rochester	38	<5	Decrease	696	49	2	4.08%



Count and Rate (per 100,000) of Confirmed COVID-19 Cases and Tests Performed¹ in MA by City/Town, January 1, 2020 – July 15, 2020

City/Town	Total Case Count	Case Count (Last 14 Days)	Percent Change ²	Total Tests	Total Tests (Last 14 days)	Total Positive Tests (Last 14 days)	Percent Positivity (Last 14 days)
Rockland	284	<5	Decrease	2920	270	5	1.85%
Rockport	82	<5	Increase	975	150	2	1.33%
Rowe	0	0	No Change	36	1	0	0%
Rowley	62	<5	Decrease	1012	162	7	4.32%
Royalston	<5	0	No Change	140	22	0	0%
Russell	16	<5	Increase	177	31	4	12.90%
Rutland	54	<5	Increase	1064	142	2	1.41%
Salem	641	8	Decrease	8086	1020	13	1.27%
Salisbury	55	<5	Increase	1193	150	3	2.00%
Sandisfield	<5	0	No Change	177	15	0	0%
Sandwich	97	<5	Increase	2427	390	4	1.03%
Saugus	562	7	Increase	5530	709	14	1.97%
Savoy	<5	0	No Change	55	15	0	0%
Scituate	194	5	Increase	2554	333	5	1.50%
Seekonk	86	<5	Decrease	1419	185	4	2.16%
Sharon	160	<5	Decrease	2490	327	1	0.31%
Sheffield	15	0	No Change	335	49	0	0%
Shelburne	8	0	No Change	447	80	0	0%
Sherborn	15	0	No Change	474	79	0	0%
Shirley	177	<5	No Change	2877	77	1	1.30%
Shrewsbury	331	9	Decrease	5319	860	9	1.05%
Shutesbury	<5	0	No Change	163	38	0	0%
Somerset	206	<5	Decrease	3492	221	4	1.81%
Somerville	978	10	Decrease	18929	2335	19	0.81%
South Hadley	150	<5	No Change	1917	281	3	1.07%



Count and Rate (per 100,000) of Confirmed COVID-19 Cases and Tests Performed¹ in MA by City/Town, January 1, 2020 – July 15, 2020

City/Town	Total Case Count	Case Count (Last 14 Days)	Percent Change ²	Total Tests	Total Tests (Last 14 days)	Total Positive Tests (Last 14 days)	Percent Positivity (Last 14 days)
Southampton	31	0	Decrease	622	101	0	0%
Southborough	44	<5	Decrease	1202	181	3	1.66%
Southbridge	171	<5	Decrease	2112	452	4	0.88%
Southwick	55	<5	Decrease	1119	186	3	1.61%
Spencer	52	0	Decrease	1491	245	0	0%
Springfield	2919	70	Decrease	24644	2986	101	3.38%
Sterling	122	0	Decrease	1293	144	1	0.69%
Stockbridge	14	0	No Change	324	85	0	0%
Stoneham	392	6	Decrease	4291	601	6	1.00%
Stoughton	621	8	Decrease	5242	441	9	2.04%
Stow	27	0	No Change	783	93	0	0%
Sturbridge	43	0	Decrease	903	215	1	0.47%
Sudbury	199	<5	Increase	2596	287	2	0.70%
Sunderland	9	0	No Change	372	65	0	0%
Sutton	50	0	No Change	1076	205	0	0%
Swampscott	136	<5	No Change	2674	344	6	1.74%
Swansea	136	<5	Decrease	2434	168	2	1.19%
Taunton	992	17	Decrease	10194	521	25	4.80%
Templeton	124	0	Decrease	1378	172	0	0%
Tewksbury	597	9	Increase	6955	661	15	2.27%
Tisbury	10	<5	Increase	1796	493	3	0.61%
Tolland	<5	0	No Change	20	3	0	0%
Topsfield	116	0	Decrease	1065	142	1	0.70%
Townsend	35	0	No Change	1111	134	0	0%
Truro	10	0	No Change	301	44	0	0%



Count and Rate (per 100,000) of Confirmed COVID-19 Cases and Tests Performed¹ in MA by City/Town, January 1, 2020 – July 15, 2020

City/Town	Total Case Count	Case Count (Last 14 Days)	Percent Change ²	Total Tests	Total Tests (Last 14 days)	Total Positive Tests (Last 14 days)	Percent Positivity (Last 14 days)
Tyngsborough	95	<5	Increase	1764	221	3	1.36%
Tyringham	<5	0	No Change	30	4	0	0%
Upton	25	<5	No Change	727	112	1	0.89%
Uxbridge	78	0	Decrease	1616	232	4	1.72%
Wakefield	321	5	Increase	5040	726	5	0.69%
Wales	<5	0	No Change	149	33	0	0%
Walpole	238	5	No Change	4065	438	6	1.37%
Waltham	1252	12	Decrease	10373	1166	22	1.89%
Ware	33	<5	Increase	1115	193	2	1.04%
Wareham	216	<5	Increase	3412	220	4	1.82%
Warren	24	<5	No Change	446	99	2	2.02%
Warwick	0	0	No Change	80	14	0	0%
Washington	<5	0	No Change	42	5	0	0%
Watertown	396	<5	Decrease	5326	656	7	1.07%
Wayland	109	<5	Decrease	2031	331	2	0.60%
Webster	263	6	Decrease	3261	547	11	2.01%
Wellesley	239	5	Decrease	3457	544	6	1.10%
Wellfleet	5	<5	No Change	372	54	1	1.85%
Wendell	0	0	No Change	100	13	0	0%
Wenham	20	<5	No Change	446	80	1	1.25%
West Boylston	48	5	Increase	1175	141	5	3.55%
West Bridgewater	141	0	No Change	1374	103	3	2.91%
West Brookfield	22	<5	Increase	686	121	3	2.48%
West Newbury	10	0	No Change	519	120	0	0%
West Springfield	391	16	Increase	4255	488	17	3.48%



Count and Rate (per 100,000) of Confirmed COVID-19 Cases and Tests Performed¹ in MA by City/Town, January 1, 2020 – July 15, 2020

City/Town	Total Case Count	Case Count (Last 14 Days)	Percent Change ²	Total Tests	Total Tests (Last 14 days)	Total Positive Tests (Last 14 days)	Percent Positivity (Last 14 days)
West Stockbridge	5	0	No Change	150	30	0	0%
West Tisbury	11	<5	Increase	596	214	5	2.34%
Westborough	336	<5	Increase	2978	356	2	0.56%
Westfield	466	10	Decrease	5643	939	14	1.49%
Westford	145	<5	Decrease	3056	391	7	1.79%
Westhampton	5	0	No Change	139	34	0	0%
Westminster	33	<5	Increase	1034	144	1	0.69%
Weston	112	<5	Decrease	1971	319	1	0.31%
Westport	100	<5	Decrease	2174	194	2	1.03%
Westwood	132	<5	Decrease	2249	303	4	1.32%
Weymouth	735	12	Decrease	9154	994	21	2.11%
Whately	5	0	No Change	79	12	0	0%
Whitman	190	<5	Decrease	2211	225	3	1.33%
Wilbraham	226	<5	Increase	2001	265	2	0.75%
Williamsburg	11	<5	No Change	494	90	1	1.11%
Williamstown	83	<5	No Change	1145	117	1	0.85%
Wilmington	337	5	Decrease	3529	474	5	1.05%
Winchendon	89	<5	No Change	1627	174	2	1.15%
Winchester	119	<5	Increase	3471	597	3	0.50%
Windsor	0	0	No Change	77	9	0	0%
Winthrop	297	39	Increase	3673	867	40	4.61%
Woburn	650	11	Decrease	7003	866	18	2.08%
Worcester	5352	84	Decrease	43730	5105	131	2.57%
Worthington	0	0	No Change	122	27	0	0%
Wrentham	193	<5	Decrease	2275	223	2	0.90%



Count and Rate (per 100,000) of Confirmed COVID-19 Cases and Tests Performed¹ in MA by City/Town, January 1, 2020 – July 15, 2020

City/Town	Total Case Count	Case Count (Last 14 Days)	Percent Change ²	Total Tests	Total Tests (Last 14 days)	Total Positive Tests (Last 14 days)	Percent Positivity (Last 14 days)
Yarmouth	115	0	Decrease	3596	515	0	0%
Unknown³	264	23	*	45664	4768	23	*
State	106128	1996	Increase	1256303	151282	2888	1.91%

Data are current as of 10:00 am on 7/15/2020; For populations <50,000, <5 cases are reported as such or suppressed for confidentiality purposes.

¹Previous reports documented the number of persons tested. This report represents to the total number of tests performed

²Percent change represents the difference in case counts (over the last 14 days) as of today (7/15/2020) as compared to the fourteen days preceding 7/8/2020.

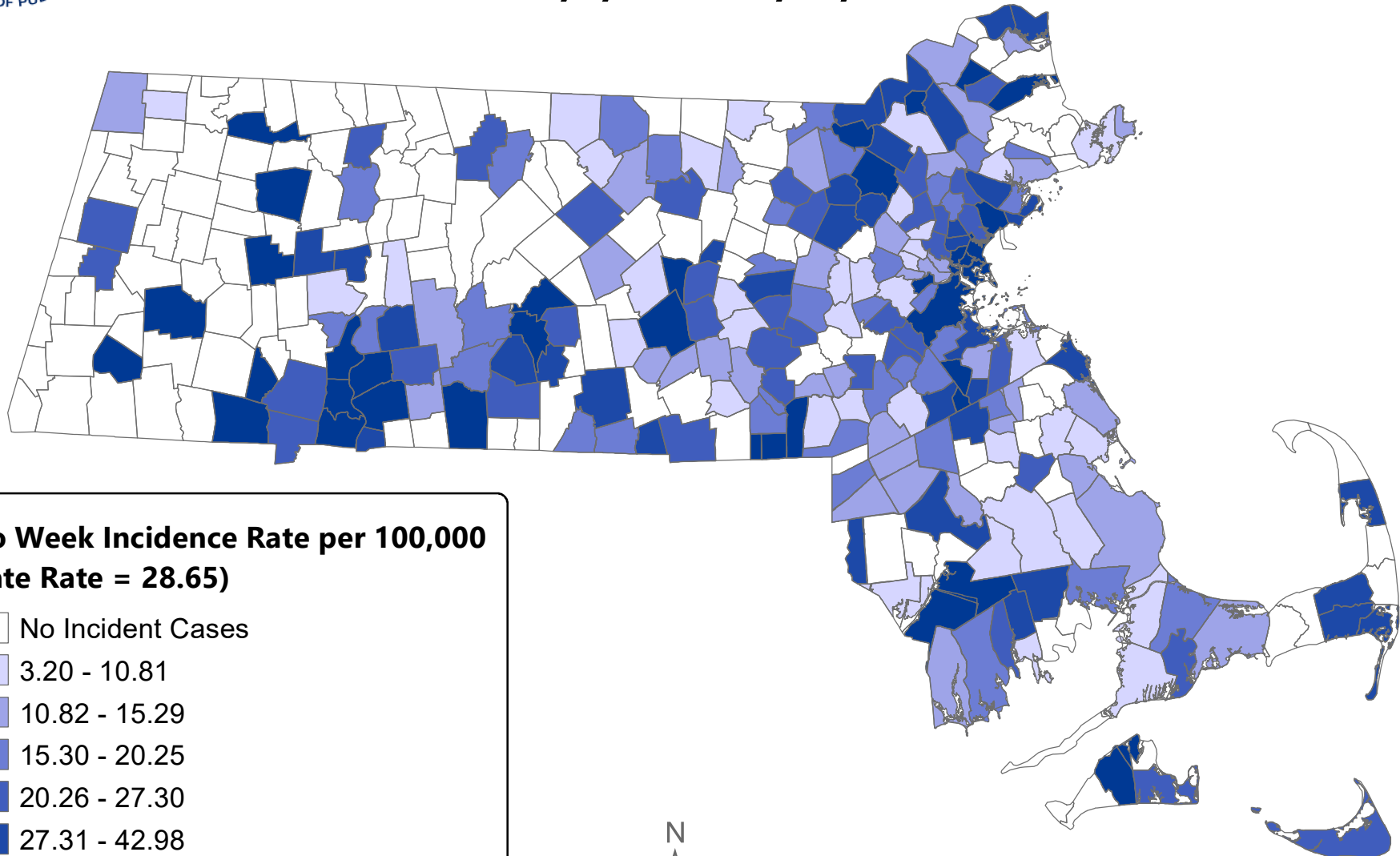
³Address information for these cases are currently being obtained.

Bureau of Infectious Disease and Laboratory Sciences calculates rates per 100,000 population using denominators estimated by the University of Massachusetts Donahue Institute using a modified Hamilton-Perry model (Strate S, et al. Small Area Population Estimates for 2011 through 2020, report published Oct 2016.)

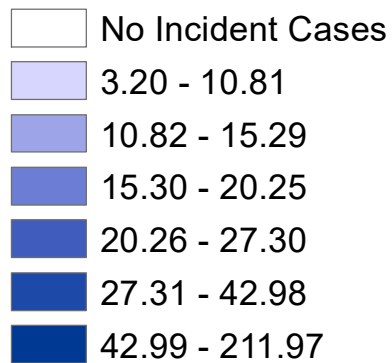
Please note: Data for these tables are based on information available in the DPH surveillance database at a single point in time. Case counts for specific cities and towns change throughout the day as data cleaning occurs (removal of duplicate reports within the system) and new demographic information (assigning cases to their city or town of residence) is obtained.



Incidence Rate (per 100,000, PCR only) for COVID-19 in MA by City/Town Over Last Two Weeks 7/1/2020 - 7/14/2020



Two Week Incidence Rate per 100,000 (State Rate = 28.65)



1 inch = 20 miles

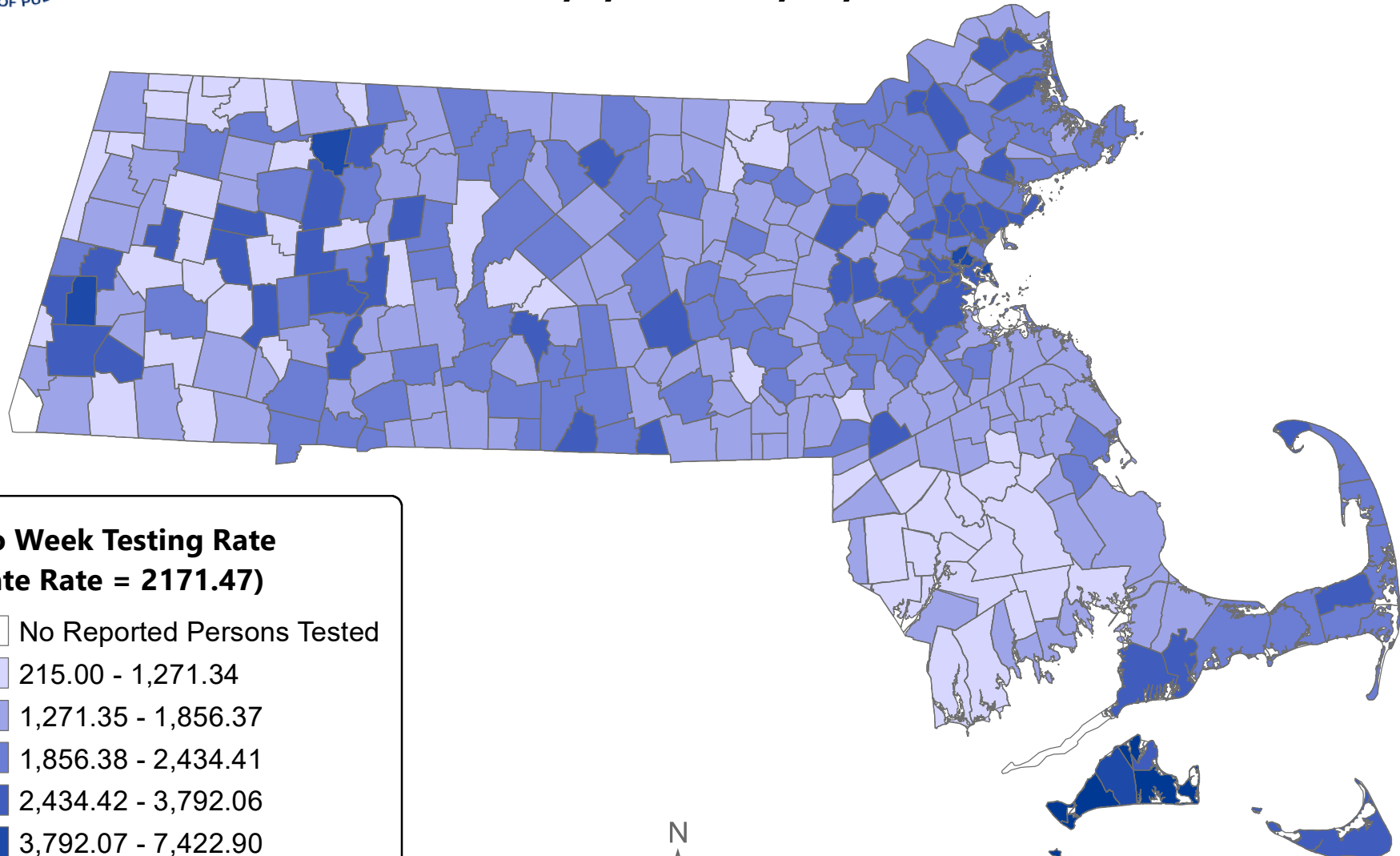
* Unknown Official City/Town (N = 23)
Cases are excluded when City/Town is unknown.

Bureau of Infectious Disease and Laboratory Sciences

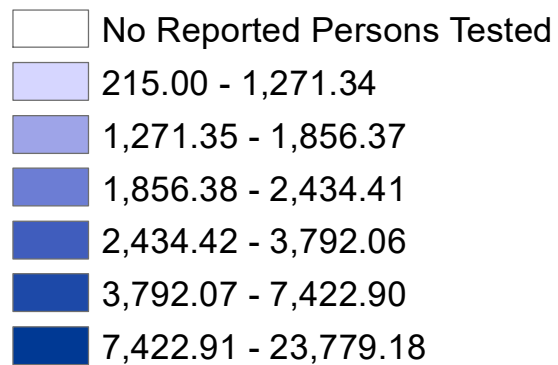
* Data as of 15JULY2020
and are subject to change.



Testing Rate (per 100,000, PCR only) for COVID-19 in MA by City/Town Over Last Two Weeks 7/1/2020 - 7/14/2020



Two Week Testing Rate (State Rate = 2171.47)



* Unknown Official City/Town (N = 4,768)
Cases are excluded when City/Town is unknown.



1 inch = 20 miles

Bureau of Infectious Disease and Laboratory Sciences

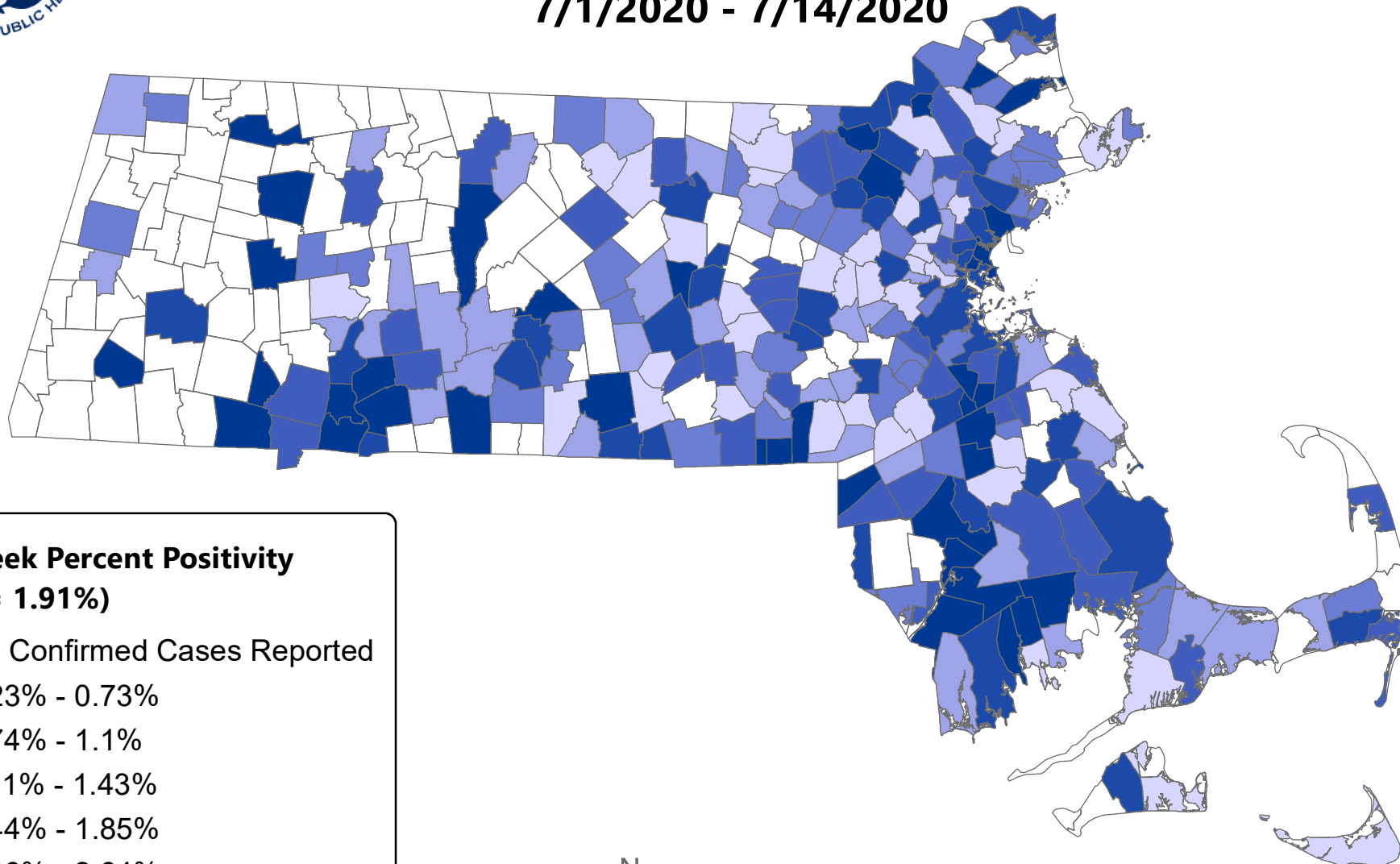
* Data as of 15JULY2020
and are subject to change.




Massachusetts Department of Public Health COVID-19 Dashboard - Wednesday, July 15, 2020

Percent Positivity (PCR only) among Tests Performed for COVID-19 in MA by City/Town Over Last Two Weeks

7/1/2020 - 7/14/2020



Two Week Percent Positivity (State = 1.91%)



1 inch = 20 miles

* Unknown Official City/Town (N = 4,768)
Cases are excluded when City/Town is unknown.

Bureau of Infectious Disease and Laboratory Sciences

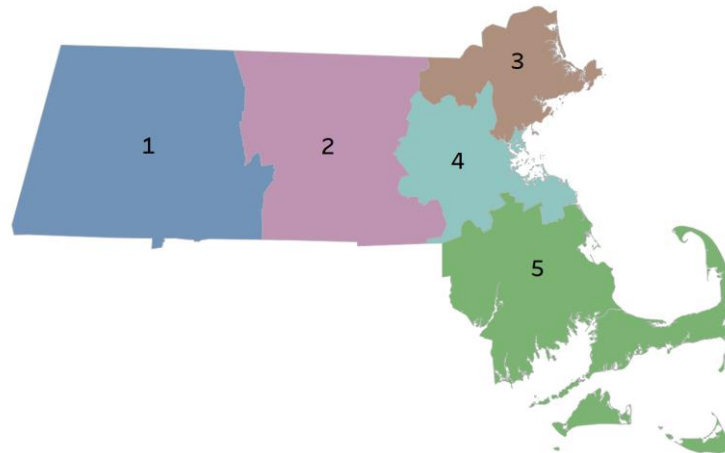
* Data as of 15JULY2020
and are subject to change.



Rate (per 100,000) of New Confirmed COVID-19 Cases in Past 7 Days by Emergency Medical Services (EMS) Region

7 Day Total of New Cases Through July 8, 2020

EMS Region	New Cases Per 100,000
1	8
2	10
3	17
4	12
5	9



Notes

- (1) Massachusetts is divided into five geographical EMS regions. For more information, please see <https://www.mass.gov/service-details/ems-regions-in-massachusetts>.
- (2) Cases per 100,000 for each EMS region are calculated as the number of positive tests within a region divided by that region's population multiplied by 100,000.
- (3) Data source: MAVEN and Umass Donahue Institute Population Estimates.
- (4) Congregate care testing surveillance guidance requires facilities to take different action if their regional transmission is above or below 40 new cases per 100,000 residents.



Massachusetts Residents Quarantined due to COVID-19

Data are accurate as of 7/14/2020 at 5p.m.

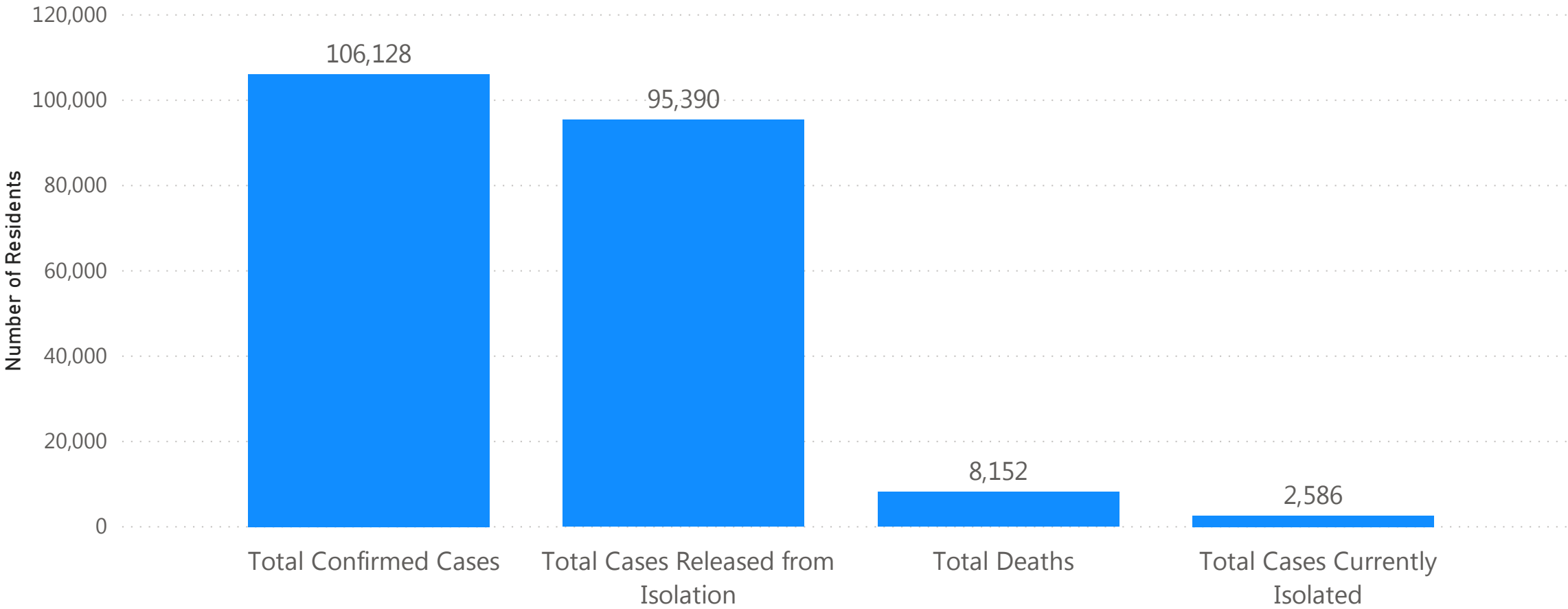
Massachusetts Residents Subject to COVID-19 Quarantine by Current Status as of July 15, 2020	Number of Residents
Total of Individuals who have Completed Monitoring (no longer in Quarantine)	69,227
Total of Individuals Currently Undergoing Monitoring/Under Quarantine	1,832
Total of Individuals Subject to Quarantine	71,059

Learn more about [quarantine or self monitoring](#).



Massachusetts Residents Isolated due to COVID-19

Status of all Confirmed COVID-19 Cases as of July 15, 2020



NOTE: Individuals who had a confirmed case of COVID-19 and are no longer in isolation are considered for purposes of this report to be recovered. As part of this definition, DPH is counting people as released from isolation after 21 days of illness or 21 days past the date of their test in all settings including nursing homes and state facilities.



Massachusetts Department of Public Health COVID-19 Dashboard - Wednesday, July 15, 2020

COVID Cases and Facility-Reported Deaths in Long Term Care Facilities (1/8) Data collected as of 7/14/2020

Facility	County	Total licensed beds	Number of Cases*	COVID-19 Deaths**	Facility	County	Total licensed beds	Number of Cases*	COVID-19 Deaths**
16 ACRES HEALTHCARE CENTER	HAMPDEN	120	> 30	16	BEAR MOUNTAIN AT SUDBURY	MIDDLESEX	142	> 30	13
ABERJONA NURSING CENTER INC	MIDDLESEX	123	> 30	6	BEAR MOUNTAIN AT WEST SPRINGFIELD	HAMPDEN	168	> 30	16
ACADEMY MANOR	ESSEX	174	> 30	22	BEAR MOUNTAIN AT WORCESTER	WORCESTER	173	> 30	16
ADVINIA CARE AT PROVINCETOWN	BARNSTABLE	41	0	0	BEAUMONT AT UNIVERSITY CAMPUS	WORCESTER	164	> 30	30
ADVINIA CARE AT WILMINGTON	MIDDLESEX	142	> 30	30	BEAUMONT REHAB & SKILLED NURSING CTR - NATICK	MIDDLESEX	53	> 30	10
ADVOCATE HEALTHCARE OF EAST BOSTON LLC	SUFFOLK	190	> 30	17	BEAUMONT REHAB & SKILLED NURSING CTR - NORTHBORO	WORCESTER	96	> 30	32
AGAWAM HEALTHCARE	HAMPDEN	176	> 30	25	BEAUMONT REHAB & SKILLED NURSING CTR - NORTHBRIDGE	WORCESTER	154	> 30	36
ALDEN COURT NURSING CARE & REHABILITATION CENTER	BRISTOL	142	11-30	1-4	BEAUMONT REHAB & SKILLED NURSING CTR - WESTBORO	WORCESTER	152	> 30	31
ALLIANCE HEALTH AT ABBOTT	ESSEX	55	11-30	1-4	BEAVEN KELLY HOME	HAMPDEN	57	0	0
ALLIANCE HEALTH AT BALDWINVILLE	WORCESTER	94	> 30	15	BELMONT MANOR NURSING HOME IN	MIDDLESEX	156	> 30	56
ALLIANCE HEALTH AT BRAINTREE	NORFOLK	101	> 30	23	BELVIDERE HEALTHCARE CENTER	MIDDLESEX	115	> 30	12
ALLIANCE HEALTH AT DEVEREUX	ESSEX	64	> 30	18	BENCHMARK SNR LIVING AT THE COMMONS IN LINCOLN SNF	MIDDLESEX	32	11-30	0
ALLIANCE HEALTH AT MARIE ESTHER	MIDDLESEX	78	1-10	0	BENJAMIN HEALTHCARE CENTER	SUFFOLK	205	> 30	20
ALLIANCE HEALTH AT MARINA BAY	NORFOLK	167	> 30	28	BERKELEY RETIREMENT HOMETHE	ESSEX	44	0	0
ALLIANCE HEALTH AT ROSEWOOD	ESSEX	135	> 30	23	BERKSHIRE PLACE	BERKSHIRE	54	0	0
ALLIANCE HEALTH AT WEST ACRES	PLYMOUTH	130	> 30	37	BERKSHIRE REHABILITATION & SKILLED CARE CENTER	BERKSHIRE	57	1-10	0
ANN'S REST HOME	SUFFOLK	13	0	0	BETHANY SKILLED NURSING FACILITY	MIDDLESEX	169	> 30	19
APPLE VALLEY CENTER	MIDDLESEX	123	> 30	1-4	BLAIRE HOUSE OF MILFORD	WORCESTER	73	> 30	17
APPLEWOOD-A HOME FOR ELDERS	WORCESTER	32	0	0	BLAIRE HOUSE OF TEWKSBURY	MIDDLESEX	131	> 30	23
ARMENIAN NURSING & REHABILITATION CENTER	SUFFOLK	83	> 30	30	BLAIRE HOUSE OF WORCESTER	WORCESTER	75	> 30	27
ARNOLD HOUSE INC	MIDDLESEX	22	1-10	0	BLUE HILLS HEALTH AND REHABILITATION CENTER	NORFOLK	92	> 30	15
ATTLEBORO HEALTHCARE	BRISTOL	120	> 30	15	BLUEBERRY HILL REHABILITATION AND HEALTHCARE CTR	ESSEX	132	> 30	24
BAKER-KATZ SKILLED NURSING AND REHABILITATION CTR	ESSEX	77	> 30	14	BOSTON HOME INC (THE)	SUFFOLK	96	> 30	1-4
BAYPATH AT DUXBURY NURSING & REHABILITATION CTR	PLYMOUTH	120	> 30	10	BOSTONIAN NURSING CARE & REHABILITATION CTR THE	SUFFOLK	121	11-30	10
BAYPOINTE REHAB CENTER	PLYMOUTH	169	> 30	42	BOURNE MANOR EXTENDED CARE FACILITY	BARNSTABLE	142	1-10	0
BEAR HILL HEALTHCARE AND REHABILITATION CENTER	MIDDLESEX	169	> 30	27	BRAINTREE MANOR HEALTHCARE	NORFOLK	177	> 30	14
BEAR MOUNTAIN AT ANDOVER	ESSEX	135	> 30	13	BRANDON WOODS OF DARTMOUTH	BRISTOL	118	> 30	22
BEAR MOUNTAIN AT READING	MIDDLESEX	123	> 30	32	BRANDON WOODS OF NEW BEDFORD	BRISTOL	135	> 30	6

*Staff and residents; **Cumulative COVID-19 deaths –includes residents only. PLEASE NOTE: This list includes nursing homes, rest homes, and skilled nursing facilities; reported COVID-19 cases to date represent both staff and residents. The number of cases for a facility relies on the amount of testing conducted; facilities not included on this list may have COVID-19 cases that have not yet been identified. As of May 25th 344 nursing homes reported that at least 90% of staff and 90% of residents had been tested. ALSO: Data on deaths is self-reported by each facility. In accordance with long-term care regulations, nursing homes and rest homes must report deaths due to any cause in any resident, either confirmed COVID-19 positive, or suspected to have COVID-19, even if the individual was never tested. When the number of deaths is between 1-4 residents, the number is suppressed and reported as 1-4, to protect possible resident identification. The Department of Public Health performs routine data quality reviews of the data it receives. This includes removing duplicate results and updating counts if needed. Also, occasional negative tests from nursing home residents result after being reported first as presumptive and are removed. As a result of this, the total of self-reported deaths may decrease to ensure accuracy. Sources: MAVEN for confirmed cases; Individual facilities reported resident deaths to DPH Bureau of Health Care Safety and Quality's Health Care Facility Reporting System



Massachusetts Department of Public Health COVID-19 Dashboard - Wednesday, July 15, 2020

COVID Cases and Facility-Reported Deaths in Long Term Care Facilities (2/8) Data collected as of 7/14/2020

Facility	County	Total licensed beds	Number of Cases*	COVID-19 Deaths**	Facility	County	Total licensed beds	Number of Cases*	COVID-19 Deaths**
BRENTWOOD REHABILITATION AND HEALTHCARE CTR (THE)	ESSEX	159	> 30	23	CARE ONE AT NEW BEDFORD	BRISTOL	154	> 30	28
BRIARWOOD REHABILITATION & HEALTHCARE CENTER	NORFOLK	120	> 30	31	CARE ONE AT NEWTON	MIDDLESEX	202	> 30	31
BRIDGEWATER NURSING HOME	PLYMOUTH	43	0	0	CARE ONE AT NORTHAMPTON	HAMPSHIRE	125	> 30	22
BRIGHAM HEALTH AND REHABILITATION CENTER	ESSEX	64	1-10	0	CARE ONE AT PEABODY	ESSEX	150	> 30	27
BRIGHTON HOUSE REHABILITATION & NURSING CENTER	SUFFOLK	78	> 30	18	CARE ONE AT RANDOLPH	NORFOLK	168	> 30	41
BROCKTON HEALTH CENTER	PLYMOUTH	123	> 30	21	CARE ONE AT REDSTONE	HAMPDEN	254	> 30	15
BROOK HAVEN ASSISTED LIVING LLC	WORCESTER	34	0	0	CARE ONE AT WEYMOUTH	NORFOLK	154	> 30	28
BROOKHAVEN AT LEXINGTON	MIDDLESEX	49	11-30	1-4	CARE ONE AT WILMINGTON	MIDDLESEX	132	> 30	33
BROOKHOUSE HOME FOR AGED WOMEN IN S	ESSEX	36	1-10	0	CARLETON-WILLARD VILLAGE RETIREMENT & NURSING CTR	MIDDLESEX	179	> 30	14
BROOKSIDE REHABILITATION AND HEALTHCARE CENTER	WORCESTER	81	0	0	CARLYLE HOUSE	MIDDLESEX	55	> 30	9
BRUSH HILL CARE CENTER	NORFOLK	160	> 30	5	CARVALHO GROVE HEALTH AND REHABILITATION CENTER	BRISTOL	112	> 30	11
BUCKLEY-GREENFIELD HEALTHCARE CENTER	FRANKLIN	120	> 30	21	CASA DE RAMANA REHABILITATION CENTER	MIDDLESEX	124	> 30	7
BURGOYNE REST HOME	SUFFOLK	11	0	0	CATHOLIC MEMORIAL HOME	BRISTOL	300	1-10	0
CALDWELL HOME - EXTENDED CARE	WORCESTER	28	0	0	CEDAR VIEW REHABILITATION AND HEALTHCARE CENTER	ESSEX	106	> 30	25
CAMBRIDGE REHABILITATION & NURSING CENTER	MIDDLESEX	83	> 30	21	CEDARWOOD GARDENS	NORFOLK	82	1-10	1-4
CAMPION HEALTH & WELLNESS INC	MIDDLESEX	70	1-10	0	CENTER FOR EXTENDED CARE AT AMHERST	HAMPSHIRE	134	> 30	24
CAPE HERITAGE REHABILITATION & HEALTH CARE CENTER	BARNSTABLE	123	1-10	0	CHAPIN CENTER	HAMPDEN	160	> 30	23
CAPE REGENCY REHABILITATION & HEALTH CARE CENTER	BARNSTABLE	120	> 30	17	CHARLENE MANOR EXTENDED CARE FACILITY	FRANKLIN	123	11-30	10
CAPE WINDS REST HOME OF HYANNIS	BARNSTABLE	37	0	0	CHARLTON MANOR REST HOME	WORCESTER	32	0	0
CAPE WINDS REST HOME OF SANDWICH	BARNSTABLE	20	0	0	CHESTNUT HILL OF EAST LONGMEADOW	HAMPDEN	135	0	0
CARDIGAN NURSING & REHABILITATION CENTER	PLYMOUTH	65	11-30	10	CHESTNUT WOODS REHABILITATION AND HEALTHCARE CTR	ESSEX	88	> 30	19
CARE ONE AT BROOKLINE	NORFOLK	120	> 30	28	CHETWYNDE HEALTHCARE	MIDDLESEX	75	> 30	17
CARE ONE AT CONCORD	MIDDLESEX	135	> 30	26	CHICOPEE REHABILITATION AND NURSING CENTER	HAMPDEN	68	1-10	0
CARE ONE AT ESSEX PARK	ESSEX	202	> 30	33	CHILTON HOUSE REST HOME (THE)	PLYMOUTH	36	0	0
CARE ONE AT HOLYOKE	HAMPDEN	164	> 30	19	CHRISTOPHER HOUSE OF WORCESTER	WORCESTER	156	> 30	15
CARE ONE AT LEXINGTON	MIDDLESEX	211	> 30	24	CLIFTON REHABILITATION NURSING CENTER	BRISTOL	142	1-10	0
CARE ONE AT LOWELL	MIDDLESEX	160	> 30	19	COLEMAN HOUSE	WORCESTER	45	> 30	17
CARE ONE AT MILLBURY	WORCESTER	154	> 30	28	COLONY CENTER FOR HEALTH & REHABILITATION	PLYMOUTH	92	> 30	14

*Staff and residents; **Cumulative COVID-19 deaths –includes residents only. PLEASE NOTE: This list includes nursing homes, rest homes, and skilled nursing facilities; reported COVID-19 cases to date represent both staff and residents. The number of cases for a facility relies on the amount of testing conducted; facilities not included on this list may have COVID-19 cases that have not yet been identified. As of May 25th 344 nursing homes reported that at least 90% of staff and 90% of residents had been tested. ALSO: Data on deaths is self-reported by each facility. In accordance with long-term care regulations, nursing homes and rest homes must report deaths due to any cause in any resident, either confirmed COVID-19 positive, or suspected to have COVID-19, even if the individual was never tested. When the number of deaths is between 1-4 residents, the number is suppressed and reported as 1-4, to protect possible resident identification. The Department of Public Health performs routine data quality reviews of the data it receives. This includes removing duplicate results and updating counts if needed. Also, occasional negative tests from nursing home residents result after being reported first as presumptive and are removed. As a result of this, the total of self-reported deaths may decrease to ensure accuracy. Sources: MAVEN for confirmed cases; Individual facilities reported resident deaths to DPH Bureau of Health Care Safety and Quality's Health Care Facility Reporting System



Massachusetts Department of Public Health COVID-19 Dashboard - Wednesday, July 15, 2020

COVID Cases and Facility-Reported Deaths in Long Term Care Facilities (3/8) Data collected as of 7/14/2020

Facility	County	Total licensed beds	Number of Cases*	COVID-19 Deaths**	Facility	County	Total licensed beds	Number of Cases*	COVID-19 Deaths**
COMMONS RESIDENCE AT ORCHARD COVE	NORFOLK	45	> 30	12	ELIZABETH CATHERINE REST HOME	NORFOLK	26	0	0
CONTINUING CARE AT BROOKSBY VILLAGE	ESSEX	88	1-10	0	ELIZABETH SETON	NORFOLK	84	> 30	17
COPLEY AT STOUGHTON - BAYSTATE CONSOLIDATED PROPER	NORFOLK	123	> 30	15	ELLEN RICE REST HOME INC.	HAMPDEN	12	0	0
COUNTRY CENTER FOR HEALTH & REHABILITATION	ESSEX	111	1-10	0	ELLIS NURSING HOME (THE)	NORFOLK	191	> 30	25
COUNTRY GARDENS HEALTH AND REHABILITATION CENTER	BRISTOL	86	1-10	1-4	ELMHURST HEALTHCARE (THE)	MIDDLESEX	45	11-30	1-4
COUNTRYSIDE HEALTH CARE OF MILFORD	WORCESTER	109	> 30	9	EMERSON REHABILITATION & TRANSITIONAL CARE UNIT	MIDDLESEX	20	0	0
COURTYARD NURSING CARE CENTER	MIDDLESEX	224	> 30	70	FAIRHAVEN HEALTHCARE CENTER	MIDDLESEX	169	> 30	25
CRANEVILLE PLACE REHABILITATION & SKILLED CARE CT	BERKSHIRE	89	1-10	0	FAIRMOUNT REST HOME INC.	SUFFOLK	32	11-30	0
CRESCENT MANOR REST HOME INC	WORCESTER	58	0	0	FAIRVIEW COMMONS NURSING & REHABILITATION CENTER	BERKSHIRE	146	1-10	1-4
CUSHING MANOR COMM SUPPORT FACILITY	SUFFOLK	36	0	0	FALL RIVER HEALTHCARE	BRISTOL	176	> 30	13
DAGGETT-CRANDALL NEWCOMB HOME	BRISTOL	30	0	0	FALL RIVER JEWISH HOME INC	BRISTOL	62	1-10	0
DALTON REST HOME	WORCESTER	34	0	0	FARREN CARE CENTER	FRANKLIN	122	0	0
DARTMOUTH MANOR REST HOME	BRISTOL	25	0	0	FITCH HOME INC. (THE)	MIDDLESEX	26	11-30	0
DAVENPORT MEMORIAL HOME	MIDDLESEX	18	0	0	FITCHBURG HEALTHCARE	WORCESTER	160	> 30	23
DAY BROOK VILLAGE SENIOR LIVING	HAMPDEN	92	> 30	26	FITCHBURG REHABILITATION AND NURSING CENTER	WORCESTER	36	1-10	0
DEDHAM HEALTHCARE	NORFOLK	145	> 30	18	FULLER HOUSE OF STONEHAM REST HOME	MIDDLESEX	13	0	0
DEN-MAR HEALTH AND REHABILITATION CENTER	ESSEX	76	> 30	13	GARDEN PLACE HEALTHCARE	BRISTOL	133	> 30	14
DEXTER HOUSE HEALTHCARE	MIDDLESEX	130	> 30	20	GARDNER REHABILITATION AND NURSING CENTER	WORCESTER	124	1-10	0
DODGE PARK REST HOME INC.	WORCESTER	60	11-30	1-4	GERMAN CENTER FOR EXTENDED CARE	SUFFOLK	133	> 30	20
DONNA KAY REST HOME	WORCESTER	60	1-10	0	GERMAN HOME THE	ESSEX	31	0	0
DOOLITTLE HOME THE	NORFOLK	32	0	0	GLEN RIDGE NURSING CARE CENTER	MIDDLESEX	164	> 30	26
DWYER HOME	NORFOLK	50	1-10	1-4	GLOUCESTER HEALTHCARE	ESSEX	101	> 30	16
D'YOUVILLE CENTER FOR ADVANCE THERAPY	MIDDLESEX	33	1-10	1-4	GOVERNORS CENTER	HAMPDEN	100	> 30	13
D'YOUVILLE SENIOR CARE	MIDDLESEX	208	> 30	11	GREENWOOD NURSING & REHABILITATION CENTER	MIDDLESEX	36	11-30	5
EAST LONGMEADOW SKILLED NURSING CENTER	HAMPDEN	119	> 30	24	GUARDIAN CENTER (THE)	PLYMOUTH	123	> 30	16
EASTPOINTE REHAB CENTER	SUFFOLK	195	> 30	62	HALCYON HOUSE	ESSEX	20	1-10	0
ELAINE CENTER AT HADLEY	HAMPSHIRE	154	11-30	8	HALE HOUSE	SUFFOLK	60	0	0
ELIOT CENTER FOR HEALTH & REHABILITATION	MIDDLESEX	114	> 30	9	HANCOCK PARK REHABILITATION AND NURSING CENTER	NORFOLK	142	> 30	21

*Staff and residents; **Cumulative COVID-19 deaths –includes residents only. PLEASE NOTE: This list includes nursing homes, rest homes, and skilled nursing facilities; reported COVID-19 cases to date represent both staff and residents. The number of cases for a facility relies on the amount of testing conducted; facilities not included on this list may have COVID-19 cases that have not yet been identified. As of May 25th 344 nursing homes reported that at least 90% of staff and 90% of residents had been tested. ALSO: Data on deaths is self-reported by each facility. In accordance with long-term care regulations, nursing homes and rest homes must report deaths due to any cause in any resident, either confirmed COVID-19 positive, or suspected to have COVID-19, even if the individual was never tested. When the number of deaths is between 1-4 residents, the number is suppressed and reported as 1-4, to protect possible resident identification. The Department of Public Health performs routine data quality reviews of the data it receives. This includes removing duplicate results and updating counts if needed. Also, occasional negative tests from nursing home residents result after being reported first as presumptive and are removed. As a result of this, the total of self-reported deaths may decrease to ensure accuracy. Sources: MAVEN for confirmed cases; Individual facilities reported resident deaths to DPH Bureau of Health Care Safety and Quality's Health Care Facility Reporting System



Massachusetts Department of Public Health COVID-19 Dashboard - Wednesday, July 15, 2020

COVID Cases and Facility-Reported Deaths in Long Term Care Facilities (4/8) Data collected as of 7/14/2020

Facility	County	Total licensed beds	Number of Cases*	COVID-19 Deaths**	Facility	County	Total licensed beds	Number of Cases*	COVID-19 Deaths**
HANNAH B G SHAW HOME FOR THE AGED	PLYMOUTH	107	0	0	JOHN ADAMS HEALTHCARE CENTER	NORFOLK	71	1-10	0
HANNAH DUSTON HEALTHCARE CENTER	ESSEX	128	> 30	21	JOHN SCOTT HOUSE NURSING & REHABILITATION CENTER	NORFOLK	138	> 30	26
HARBOR HOUSE NURSING & REHABILITATION CENTER	PLYMOUTH	142	> 30	28	JULIAN J LEVITT FAMILY NURSING HOME	HAMPDEN	200	> 30	66
HATHAWAY MANOR EXTENDED CARE	BRISTOL	142	> 30	26	KATZMAN FAMILY CENTER FOR LIVING	SUFFOLK	120	> 30	55
HATHORNE HILL	ESSEX	120	> 30	7	KEYSTONE CENTER	WORCESTER	106	11-30	7
HAVENWOOD REST HOME	BRISTOL	41	0	0	KIMBALL FARMS NURSING CARE CENTER	BERKSHIRE	74	1-10	0
HEATHWOOD HEALTHCARE	MIDDLESEX	73	> 30	12	KNOLLWOOD NURSING CENTER	WORCESTER	82	1-10	1-4
HELLENIC NURSING & REHABILITATION CENTER	NORFOLK	154	> 30	27	LABELLE'S REST HOME	FRANKLIN	24	0	0
HERITAGE HALL EAST	HAMPDEN	123	> 30	15	LAFAYETTE REHABILITATION & SKILLED NURSING FACILIT	ESSEX	65	> 30	14
HERITAGE HALL NORTH	HAMPDEN	124	> 30	6	LAKEVIEW HOUSE SKLD NRSG AND RESIDENTIAL CARE FAC	ESSEX	91	0	0
HERITAGE HALL SOUTH	HAMPDEN	122	> 30	5	LANESSA EXTENDED CARE	WORCESTER	96	1-10	0
HERITAGE HALL WEST	HAMPDEN	164	> 30	23	LASELL HOUSE	MIDDLESEX	44	0	0
HERMITAGE HEALTHCARE (THE)	WORCESTER	101	> 30	12	LATHROP HOME	HAMPSHIRE	39	0	0
HIGHLANDS THE	WORCESTER	168	> 30	31	LAUREL RIDGE REHAB AND SKILLED CARE CENTER	SUFFOLK	120	> 30	18
HIGHVIEW OF NORTHAMPTON	HAMPSHIRE	120	> 30	14	LEDGEWOOD REHABILITATION & SKILLED NURSING CENTER	ESSEX	123	> 30	11
HILLCREST COMMONS NURSING & REHABILITATION CENTER	BERKSHIRE	265	0	0	LEE HEALTHCARE	BERKSHIRE	88	0	0
HILLSIDE REST HOME	ESSEX	28	0	0	LEONARD FLORENCE CENTER FOR LIVING	SUFFOLK	100	11-30	1-4
HOLDEN REHABILITATION & NURSING CENTER	WORCESTER	123	11-30	1-4	LIBERTY COMMONS	BARNSTABLE	132	1-10	0
HOLY TRINITY EASTERN ORTHODOX N & R CENTER	WORCESTER	113	> 30	12	LIFE CARE CENTER OF ACTON	MIDDLESEX	155	> 30	17
HOLYOKE HEALTHCARE CENTER	HAMPDEN	102	1-10	0	LIFE CARE CENTER OF ATTLEBORO	BRISTOL	123	> 30	15
HOMESTEAD HALL	WORCESTER	32	0	0	LIFE CARE CENTER OF AUBURN	WORCESTER	154	> 30	34
HUNT NURSING & REHAB CENTER	ESSEX	120	> 30	22	LIFE CARE CENTER OF LEOMINSTER	WORCESTER	133	> 30	26
IVY HILL COURT	ESSEX	30	0	0	LIFE CARE CENTER OF MERRIMACK VALLEY	MIDDLESEX	124	> 30	28
JEANNE JUGAN RESIDENCE	MIDDLESEX	84	> 30	9	LIFE CARE CENTER OF NASHOBA VALLEY	MIDDLESEX	120	> 30	27
JEFFREY & SUSAN BRUDNICK CENTER FOR LIVING	ESSEX	180	> 30	45	LIFE CARE CENTER OF PLYMOUTH	PLYMOUTH	150	> 30	24
JESMOND NURSING HOME	ESSEX	57	11-30	5	LIFE CARE CENTER OF RAYNHAM	BRISTOL	154	> 30	37
JEWISH HEALTHCARE CENTER	WORCESTER	141	> 30	23	LIFE CARE CENTER OF STONEHAM	MIDDLESEX	94	> 30	16
JML CARE CENTER INC	BARNSTABLE	132	11-30	5	LIFE CARE CENTER OF THE NORTH SHORE	ESSEX	123	> 30	21

*Staff and residents; **Cumulative COVID-19 deaths –includes residents only. PLEASE NOTE: This list includes nursing homes, rest homes, and skilled nursing facilities; reported COVID-19 cases to date represent both staff and residents. The number of cases for a facility relies on the amount of testing conducted; facilities not included on this list may have COVID-19 cases that have not yet been identified. As of May 25th 344 nursing homes reported that at least 90% of staff and 90% of residents had been tested. ALSO: Data on deaths is self-reported by each facility. In accordance with long-term care regulations, nursing homes and rest homes must report deaths due to any cause in any resident, either confirmed COVID-19 positive, or suspected to have COVID-19, even if the individual was never tested. When the number of deaths is between 1-4 residents, the number is suppressed and reported as 1-4, to protect possible resident identification. The Department of Public Health performs routine data quality reviews of the data it receives. This includes removing duplicate results and updating counts if needed. Also, occasional negative tests from nursing home residents result after being reported first as presumptive and are removed. As a result of this, the total of self-reported deaths may decrease to ensure accuracy. Sources: MAVEN for confirmed cases; Individual facilities reported resident deaths to DPH Bureau of Health Care Safety and Quality's Health Care Facility Reporting System



Massachusetts Department of Public Health COVID-19 Dashboard - Wednesday, July 15, 2020

COVID Cases and Facility-Reported Deaths in Long Term Care Facilities (5/8) Data collected as of 7/14/2020

Facility	County	Total licensed beds	Number of Cases*	COVID-19 Deaths**	Facility	County	Total licensed beds	Number of Cases*	COVID-19 Deaths**
LIFE CARE CENTER OF THE SOUTH SHORE	PLYMOUTH	117	> 30	16	MEADOWS OF CENTRAL MASSACHUSETTS (THE)	WORCESTER	135	> 30	12
LIFE CARE CENTER OF WEST BRIDGEWATER	PLYMOUTH	150	> 30	7	MEADOWS THE	ESSEX	60	11-30	5
LIFE CARE CENTER OF WILBRAHAM	HAMPDEN	123	> 30	15	MEDFORD REHABILITATION AND NURSING CENTER	MIDDLESEX	142	> 30	14
LIGHTHOUSE NURSING CARE CENTER	SUFFOLK	123	> 30	24	MEDWAY COUNTRY MANOR SKILLED NURSING & REHABILITAT	NORFOLK	123	> 30	12
LINCOLN HILL MANOR	WORCESTER	30	0	0	MELROSE HEALTHCARE	MIDDLESEX	106	> 30	12
LINDA MANOR EXTENDED CARE FACILITY	HAMPSHIRE	123	0	0	MERRIMACK VALLEY HEALTH CENTER	ESSEX	203	> 30	20
LINDEN PONDS	PLYMOUTH	132	> 30	6	MILFORD CENTER	WORCESTER	135	> 30	11
LONGMEADOW OF TAUNTON	BRISTOL	100	> 30	9	MILL POND REST HOME	MIDDLESEX	27	0	0
LOOMIS LAKESIDE AT REEDS LANDING	HAMPDEN	42	> 30	5	MONT MARIE REHABILITATION & HEALTHCARE CENTER	HAMPDEN	84	> 30	6
LUTHERAN REHABILITATION & SKILLED CARE CENTER	WORCESTER	150	> 30	22	MOUNT CARMEL CARE CENTER	BERKSHIRE	69	1-10	0
LYDIA TAFT HOUSE	WORCESTER	53	1-10	0	MOUNT SAINT VINCENT CARE CENTER	HAMPDEN	125	> 30	13
LYNN HOME FOR ELDERLY PERSONS	ESSEX	37	0	0	MT GREYLOCK EXTENDED CARE FACILITY	BERKSHIRE	100	1-10	0
LYNN SHORE REST HOME	ESSEX	34	0	0	MT. IDA REST HOME INC.	MIDDLESEX	18	1-10	0
M I NURSING & RESTORATIVE CENTER	ESSEX	250	> 30	55	MT. PLEASANT HOME	SUFFOLK	60	0	0
MADONNA MANOR NURSING HOME	BRISTOL	129	> 30	23	NEMASKET HEALTHCARE CENTER	PLYMOUTH	102	> 30	10
MAPLES REHABILITATION & NURSING CENTER	NORFOLK	144	> 30	10	NEVILLE CENTER AT FRESH POND FOR NURSING & REHAB	MIDDLESEX	112	> 30	31
MAPLEWOOD REHAB AND NURSING	ESSEX	120	11-30	0	NEVINS NURSING & REHABILITATION CENTER	ESSEX	153	> 30	14
MARIAN MANOR	SUFFOLK	355	> 30	23	NEW BEDFORD JEWISH CONVALESCENT HOME INC	BRISTOL	80	1-10	0
MARIAN MANOR OF TAUNTON	BRISTOL	116	11-30	5	NEW ENGLAND HOMES FOR THE DEAF INC	ESSEX	81	> 30	5
MARILLAC RESIDENCE	NORFOLK	76	0	0	NEW ENGLAND PEDIATRIC CARE	MIDDLESEX	80	1-10	0
MARISTHILL NURSING & REHABILITATION CENTER	MIDDLESEX	123	> 30	18	NEW ENGLAND SINAI HOSPITAL TRANSITIONAL CARE UNIT	NORFOLK	42	11-30	0
MARLBOROUGH HILLS REHABILITATION & HLTH CARE CTR	MIDDLESEX	196	> 30	27	NEWBRIDGE ON THE CHARLES SKILLED NURSING FACILITY	NORFOLK	48	> 30	1-4
MARYANN MORSE NURSING & REHABILITATION	MIDDLESEX	124	> 30	29	NEWBURYPORT SOCIETY - OF AGED MEN	ESSEX	9	0	0
MARY'S MEADOW AT PROVIDENCE PLACE	HAMPDEN	40	1-10	0	NEWFIELD HOUSE CONVALESCENT HOME	PLYMOUTH	100	11-30	7
MASCONOMET HEALTHCARE CENTER	ESSEX	123	> 30	29	NEWTON WELLESLEY CENTER FOR ALZHEIMER'S CARE	NORFOLK	110	> 30	18
MATTAPAN HEALTH & REHABILITATION CENTER	SUFFOLK	85	> 30	8	NORTH ADAMS COMMONS NURSING & REHABILITATION	FRANKLIN	119	0	0
MAYFLOWER PLACE NURSING & REHABILITATION CENTER	BARNSTABLE	72	1-10	1-4	CENTE				
MEADOW GREEN NURSING AND REHABILITATION CENTER	MIDDLESEX	123	> 30	22	NORTH END REHABILITATION AND HEALTHCARE CENTER	SUFFOLK	100	1-10	1-4
					NORTHWOOD REHABILITATION & HEALTHCARE CENTER	MIDDLESEX	123	> 30	36

*Staff and residents; **Cumulative COVID-19 deaths –includes residents only. PLEASE NOTE: This list includes nursing homes, rest homes, and skilled nursing facilities; reported COVID-19 cases to date represent both staff and residents. The number of cases for a facility relies on the amount of testing conducted; facilities not included on this list may have COVID-19 cases that have not yet been identified. As of May 25th 344 nursing homes reported that at least 90% of staff and 90% of residents had been tested. ALSO: Data on deaths is self-reported by each facility. In accordance with long-term care regulations, nursing homes and rest homes must report deaths due to any cause in any resident, either confirmed COVID-19 positive, or suspected to have COVID-19, even if the individual was never tested. When the number of deaths is between 1-4 residents, the number is suppressed and reported as 1-4, to protect possible resident identification. The Department of Public Health performs routine data quality reviews of the data it receives. This includes removing duplicate results and updating counts if needed. Also, occasional negative tests from nursing home residents result after being reported first as presumptive and are removed. As a result of this, the total of self-reported deaths may decrease to ensure accuracy. Sources: MAVEN for confirmed cases; Individual facilities reported resident deaths to DPH Bureau of Health Care Safety and Quality's Health Care Facility Reporting System



Massachusetts Department of Public Health COVID-19 Dashboard - Wednesday, July 15, 2020

COVID Cases and Facility-Reported Deaths in Long Term Care Facilities (6/8) Data collected as of 7/14/2020

Facility	County	Total licensed beds	Number of Cases*	COVID-19 Deaths**	Facility	County	Total licensed beds	Number of Cases*	COVID-19 Deaths**
NORWOOD HEALTHCARE	NORFOLK	170	> 30	31	PLEASANT STREET REST HOME INC.	BRISTOL	60	11-30	1-4
NOTRE DAME LONG TERM CARE CENTER	WORCESTER	123	> 30	32	PLYMOUTH HARBORSIDE HEALTHCARE	PLYMOUTH	101	> 30	17
OAK KNOLL HEALTHCARE CENTER	MIDDLESEX	123	> 30	19	PLYMOUTH REHABILITATION & HEALTH CARE CENTER	PLYMOUTH	186	1-10	0
OAKDALE REHABILITATION & SKILLED NURSING CENTER	WORCESTER	92	1-10	0	POET'S SEAT HEALTH CARE CENTER	FRANKLIN	63	> 30	15
OAKHILL HEALTHCARE	PLYMOUTH	123	> 30	7	POND HOME	NORFOLK	43	1-10	0
OAKS THE	BRISTOL	122	1-10	0	POPE NURSING HOME	NORFOLK	49	> 30	20
OASIS AT DODGE PARK	WORCESTER	82	0	0	PORT HEALTHCARE CENTER	ESSEX	123	1-10	0
ODD FELLOWS HOME OF MASSACHUSETTS	WORCESTER	100	> 30	14	PRESCOTT HOUSE	ESSEX	126	> 30	1-4
OOSTERMAN'S MELROSE REST HOME INC	MIDDLESEX	25	0	0	PRESENTATION REHAB AND SKILLED CARE CENTER	SUFFOLK	122	> 30	24
OUR ISLAND HOME	NANTUCKET	45	0	0	QUABBIN VALLEY HEALTHCARE	WORCESTER	142	1-10	0
OUR LADYS HAVEN OF FAIRHAVEN INC	BRISTOL	117	> 30	26	QUABOAG REHABILITATION & SKILLED CARE FACILITY	WORCESTER	166	11-30	0
OVERLOOK MASONIC HEALTH CENTER	WORCESTER	181	1-10	0	QUEEN ANNE NURSING HOME INC	PLYMOUTH	106	> 30	19
OXFORD REHABILITATION & HEALTH CARE CENTER THE	ESSEX	120	> 30	8	QUINCY HEALTH AND REHABILITATION CENTER LLC	NORFOLK	126	> 30	42
PALM SKILLED NRSING CR & CTR FOR REHAB EXCELLENCE	MIDDLESEX	124	> 30	31	RECUPERATIVE SERVICES UNIT-HEBREW REHAB CENTER	SUFFOLK	50	> 30	0
PALMER HEALTHCARE CENTER	HAMPDEN	61	0	0	REHABILITATION & NURSING CENTER AT EVERETT (THE)	MIDDLESEX	183	> 30	17
PARK AVENUE HEALTH CENTER	MIDDLESEX	89	> 30	16	RENAISSANCE MANOR ON CABOT	HAMPDEN	61	1-10	0
PARK PLACE REHABILITATION & SKILLED CARE CENTER	SUFFOLK	53	11-30	7	RESERVOIR CENTER FOR HEALTH & REHABILITATION THE	MIDDLESEX	144	> 30	16
PARKWAY HEALTH AND REHABILITATION CENTER	SUFFOLK	141	> 30	13	REVOLUTION CHARLWELL	NORFOLK	124	> 30	22
PARSONS HILL REHABILITATION & HEALTH CARE CENTER	WORCESTER	162	> 30	7	REVOLUTION KIMWELL	BRISTOL	124	> 30	12
PAVILION THE	BARNSTABLE	82	1-10	0	RIVER TERRACE REHABILITATION AND HEALTHCARE CTR	WORCESTER	82	> 30	22
PENACOOK PLACE INC	ESSEX	160	> 30	15	RIVER VALLEY REST HOME	HAMPSHIRE	25	0	0
PENNY LANE	WORCESTER	26	0	0	RIVERBEND OF SOUTH NATICK	MIDDLESEX	55	1-10	1-4
PETTEE HOUSE	MIDDLESEX	24	0	0	RIVERCREST LONG TERM CARE	MIDDLESEX	42	11-30	12
PHILLIPS MANOR NURSING HOME	ESSEX	29	11-30	8	ROCKRIDGE AT LAUREL PARK	HAMPSHIRE	61	0	0
PILGRIM REHABILITATION & SKILLED NURSING CENTER	ESSEX	152	> 30	15	ROSEWOOD MANOR REST HOME	BARNSTABLE	33	1-10	0
PINE KNOLL NURSING CENTER	MIDDLESEX	81	> 30	18	ROYAL AT WAYLAND REHABILITATION & NURSING CENTER	MIDDLESEX	40	> 30	11
PLEASANT ACRES REST HOME LLC	WORCESTER	14	0	0	ROYAL BRAINTREE NURSING AND REHABILITATION CENTER	NORFOLK	204	> 30	33
PLEASANT BAY OF BREWSTER REHAB CENTER	BARNSTABLE	135	> 30	19	ROYAL CAPE COD NURSING & REHABILITATION CENTER	BARNSTABLE	99	> 30	18

*Staff and residents; **Cumulative COVID-19 deaths –includes residents only. PLEASE NOTE: This list includes nursing homes, rest homes, and skilled nursing facilities; reported COVID-19 cases to date represent both staff and residents. The number of cases for a facility relies on the amount of testing conducted; facilities not included on this list may have COVID-19 cases that have not yet been identified. As of May 25th 344 nursing homes reported that at least 90% of staff and 90% of residents had been tested. ALSO: Data on deaths is self-reported by each facility. In accordance with long-term care regulations, nursing homes and rest homes must report deaths due to any cause in any resident, either confirmed COVID-19 positive, or suspected to have COVID-19, even if the individual was never tested. When the number of deaths is between 1-4 residents, the number is suppressed and reported as 1-4, to protect possible resident identification. The Department of Public Health performs routine data quality reviews of the data it receives. This includes removing duplicate results and updating counts if needed. Also, occasional negative tests from nursing home residents result after being reported first as presumptive and are removed. As a result of this, the total of self-reported deaths may decrease to ensure accuracy. Sources: MAVEN for confirmed cases; Individual facilities reported resident deaths to DPH Bureau of Health Care Safety and Quality's Health Care Facility Reporting System



Massachusetts Department of Public Health COVID-19 Dashboard - Wednesday, July 15, 2020

COVID Cases and Facility-Reported Deaths in Long Term Care Facilities (7/8) Data collected as of 7/14/2020

Facility	County	Total licensed beds	Number of Cases*	COVID-19 Deaths**	Facility	County	Total licensed beds	Number of Cases*	COVID-19 Deaths**
ROYAL MEADOW VIEW CENTER	MIDDLESEX	113	> 30	13	SOUTHBRIDGE REHABILITATION & HEALTH CARE CENTER	WORCESTER	144	> 30	10
ROYAL MEGANSETT NURSING & REHABILITATION	BARNSTABLE	90	1-10	0	SOUTHEAST HEALTH CARE CENTER	BRISTOL	171	> 30	22
ROYAL NORWELL NURSING & REHABILITATION CENTER LLC	PLYMOUTH	86	> 30	16	SOUTHPOINTE REHAB CENTER	BRISTOL	152	> 30	18
ROYAL NURSING CENTER LLC	BARNSTABLE	121	> 30	9	SOUTHSHORE HEALTH CARE CENTER	PLYMOUTH	96	> 30	15
ROYAL OF COTUIT	BARNSTABLE	120	1-10	0	SOUTHWOOD AT NORWELL NURSING CTR	PLYMOUTH	142	11-30	23
ROYAL OF FAIRHAVEN NURSING CENTER	BRISTOL	107	1-10	0	SPAULDING NURSING & THERAPY CENTER - BRIGHTON	SUFFOLK	123	11-30	1-4
ROYAL WOOD MILL CENTER	ESSEX	94	> 30	18	SPRINGSIDE REHABILITATION AND SKILLED CARE CENTER	BERKSHIRE	115	0	0
SACHEM CENTER FOR HEALTH & REHABILITATION	PLYMOUTH	111	> 30	20	ST CAMILLUS HEALTH CENTER	WORCESTER	123	> 30	19
SACRED HEART NURSING HOME	BRISTOL	217	> 30	21	ST FRANCIS REHABILITATION & NURSING CENTER	WORCESTER	137	> 30	20
SALEM REHAB CENTER	ESSEX	123	> 30	23	ST JOSEPH MANOR HEALTH CARE INC	PLYMOUTH	118	> 30	32
SANCTA MARIA NURSING FACILITY	MIDDLESEX	141	> 30	19	ST JOSEPH REHAB & NURSING CARE CENTER	SUFFOLK	123	> 30	27
SARAH BRAYTON NURSING CARE CTR	BRISTOL	183	> 30	22	ST LUKE'S HOME	HAMPDEN	89	0	0
SAUGUS REHAB AND NURSING	ESSEX	80	> 30	6	ST MARY HEALTH CARE CENTER	WORCESTER	172	> 30	38
SAVOY NURSING & REHAB CTR	BRISTOL	39	0	0	ST PATRICK'S MANOR	MIDDLESEX	333	> 30	39
SEA VIEW CONVALESCENT AND NURSING HOME	ESSEX	62	11-30	1-4	STERLING VILLAGE	WORCESTER	143	> 30	12
SEACOAST NURSING & REHABILITATION CENTER INC	ESSEX	142	1-10	0	STONE REHABILITATION AND SENIOR LIVING	MIDDLESEX	82	> 30	15
SERENITY HILL NURSING CENTER	NORFOLK	44	11-30	1-4	STONEHEDGE HEALTH CARE CENTER	SUFFOLK	79	> 30	10
SERENITY REST HOME LLC	PLYMOUTH	24	0	0	SUDBURY PINES EXTENDED CARE	MIDDLESEX	92	> 30	13
SETH MANN 2ND HME FOR AGED/INFI WOM	NORFOLK	5	0	0	SUNNY ACRES NURSING HOME	MIDDLESEX	93	11-30	1-4
SEVEN HILLS PEDIATRIC CENTER	MIDDLESEX	83	1-10	0	SUTTON HILL CENTER	ESSEX	142	> 30	14
SHERRILL HOUSE	SUFFOLK	196	> 30	32	SWEET BROOK OF WILLIAMSTOWN REHABILITATION & N CTR	BERKSHIRE	146	0	0
SHREWSBURY NURSING & REHABILITATION CENTER	WORCESTER	99	> 30	20	TERRACES ORLEANS (THE)	BARNSTABLE	50	0	0
SIPPICAN HEALTHCARE CENTER	PLYMOUTH	123	1-10	0	THE LELAND HOME	MIDDLESEX	40	1-10	0
SKILLED NURSING FACILITY AT NORTH HILL (THE)	NORFOLK	72	> 30	10	THOMAS UPHAM HOUSE	NORFOLK	42	1-10	0
SOMERSET RIDGE CENTER	BRISTOL	135	> 30	14	TIMBERLYN HEIGHTS NURSING AND REHABILITATION	BERKSHIRE	71	1-10	0
SOPHIA SNOW HOUSE	SUFFOLK	36	0	0	TIMOTHY DANIELS HOUSE	MIDDLESEX	40	1-10	0
SOUTH COVE MANOR NURSING & REHABILITATION CENTER	NORFOLK	141	1-10	0	TOWN AND COUNTRY HEALTH CARE CENTER	MIDDLESEX	80	> 30	8
SOUTH DENNIS HEALTHCARE	BARNSTABLE	128	> 30	11	TREMONT HEALTH CARE CENTER	PLYMOUTH	104	> 30	15

*Staff and residents; **Cumulative COVID-19 deaths –includes residents only. PLEASE NOTE: This list includes nursing homes, rest homes, and skilled nursing facilities; reported COVID-19 cases to date represent both staff and residents. The number of cases for a facility relies on the amount of testing conducted; facilities not included on this list may have COVID-19 cases that have not yet been identified. As of May 25th 344 nursing homes reported that at least 90% of staff and 90% of residents had been tested. ALSO: Data on deaths is self-reported by each facility. In accordance with long-term care regulations, nursing homes and rest homes must report deaths due to any cause in any resident, either confirmed COVID-19 positive, or suspected to have COVID-19, even if the individual was never tested. When the number of deaths is between 1-4 residents, the number is suppressed and reported as 1-4, to protect possible resident identification. The Department of Public Health performs routine data quality reviews of the data it receives. This includes removing duplicate results and updating counts if needed. Also, occasional negative tests from nursing home residents result after being reported first as presumptive and are removed. As a result of this, the total of self-reported deaths may decrease to ensure accuracy. Sources: MAVEN for confirmed cases; Individual facilities reported resident deaths to DPH Bureau of Health Care Safety and Quality's Health Care Facility Reporting System



Massachusetts Department of Public Health COVID-19 Dashboard - Wednesday, July 15, 2020

COVID Cases and Facility-Reported Deaths in Long Term Care Facilities (8/8) Data collected as of 7/14/2020

Facility ▲	County	Total licensed beds	Number of Cases*	COVID-19 Deaths**	Facility ▲	County	Total licensed beds	Number of Cases*	COVID- 19 Deaths**
TWIN OAKS REHAB AND NURSING	ESSEX	101	> 30	11	WILLIAMSTOWN COMMONS NURSING & REHAB	BERKSHIRE	180	> 30	24
VERO HEALTH & REHAB OF HAMPDEN	HAMPDEN	100	> 30	15	WILLIMANSETT CENTER EAST	HAMPDEN	85	0	0
VERO HEALTH & REHAB OF SOUTH HADLEY	HAMPSHIRE	132	> 30	24	WILLIMANSETT CENTER WEST	HAMPDEN	103	0	0
VERO HEALTH & REHAB OF WILBRAHAM	HAMPDEN	135	> 30	22	WILLOW MANOR	MIDDLESEX	90	> 30	5
VICTORIA HAVEN NURSING FACILITY	NORFOLK	31	1-10	0	WILLOWBROOK MANOR REST HOME	NORFOLK	36	0	0
VILLAGE REST HOME	BRISTOL	14	1-10	1-4	WILLOWS AT WORCESTER (THE)	WORCESTER	28	0	0
VILLAGE REST HOME	WORCESTER	25	0	0	WINCHESTER NURSING CENTER INC	MIDDLESEX	121	11-30	1-4
VILLAGE REST HOME II OF BROCKTON	PLYMOUTH	16	0	0	WINDEMERE NURSING & REHAB CTR ON MARTHAS VINEYARD	DUKES	106	0	0
WACHUSETT MANOR	WORCESTER	96	> 30	9	WINDSOR NURSING & RETIREMENT HOME	BARNSTABLE	120	1-10	1-4
WAKEFIELD CENTER	MIDDLESEX	149	> 30	13	WINGATE AT CHESTNUT HILL	NORFOLK	135	> 30	13
WALPOLE HEALTHCARE	NORFOLK	90	> 30	11	WINGATE AT HARWICH	BARNSTABLE	135	> 30	21
WAREHAM HEALTHCARE	PLYMOUTH	175	1-10	0	WINGATE AT HAVERHILL	ESSEX	146	> 30	21
WATERTOWN HEALTH CENTER	MIDDLESEX	163	> 30	18	WINGATE AT NEEDHAM	NORFOLK	142	> 30	22
WATerview LODGE LLC REHABILITATION & HEALTHCARE	MIDDLESEX	103	> 30	12	WINGATE AT NORTON	BRISTOL	106	1-10	0
WEBSTER MANOR REHABILITATION & HEALTH CARE CENTER	WORCESTER	135	> 30	9	WINGATE AT SHARON	NORFOLK	66	> 30	9
WEBSTER PARK REHABILITATION AND HEALTHCARE CENTER	PLYMOUTH	110	> 30	15	WINGATE AT SILVER LAKE	PLYMOUTH	164	> 30	11
WEDGEMERE HEALTHCARE	BRISTOL	94	> 30	8	WINGATE AT WESTON	MIDDLESEX	160	> 30	22
WEST NEWTON HEALTHCARE	MIDDLESEX	123	> 30	13	WINTER HILL REST HOME	WORCESTER	15	0	0
WEST REVERE HEALTH CENTER	SUFFOLK	119	> 30	8	WOBURN NURSING CENTER INC	MIDDLESEX	140	> 30	18
WEST ROXBURY HEALTH & REHABILITATION CENTER	SUFFOLK	76	> 30	8	WORCESTER HEALTH CENTER	WORCESTER	160	> 30	7
WEST SIDE HOUSE LTC FACILITY	WORCESTER	91	> 30	11	WORCESTER REHABILITATION & HEALTH CARE CENTER	WORCESTER	160	> 30	12
WESTBOROUGH HEALTHCARE	WORCESTER	117	> 30	23					
WESTFIELD CENTER	HAMPDEN	98	1-10	0					
WESTFIELD GARDENS NURSING AND REHAB	HAMPDEN	80	0	0					
WESTFORD HOUSE	MIDDLESEX	123	> 30	5					
WESTVIEW REST HOME	PLYMOUTH	20	0	0					
WHITTIER BRADFORD TRANSITIONAL CARE UNIT	ESSEX	20	11-30	0					
WHITTIER WESTBOROUGH TRANSITIONAL CARE UNIT	WORCESTER	19	1-10	0					

*Staff and residents; **Cumulative COVID-19 deaths –includes residents only. PLEASE NOTE: This list includes nursing homes, rest homes, and skilled nursing facilities; reported COVID-19 cases to date represent both staff and residents. The number of cases for a facility relies on the amount of testing conducted; facilities not included on this list may have COVID-19 cases that have not yet been identified. As of May 25th 344 nursing homes reported that at least 90% of staff and 90% of residents had been tested. ALSO: Data on deaths is self-reported by each facility. In accordance with long-term care regulations, nursing homes and rest homes must report deaths due to any cause in any resident, either confirmed COVID-19 positive, or suspected to have COVID-19, even if the individual was never tested. When the number of deaths is between 1-4 residents, the number is suppressed and reported as 1-4, to protect possible resident identification. The Department of Public Health performs routine data quality reviews of the data it receives. This includes removing duplicate results and updating counts if needed. Also, occasional negative tests from nursing home residents result after being reported first as presumptive and are removed. As a result of this, the total of self-reported deaths may decrease to ensure accuracy. Sources: MAVEN for confirmed cases; Individual facilities reported resident deaths to DPH Bureau of Health Care Safety and Quality's Health Care Facility Reporting System



Nursing Facilities Baseline Testing

- On, April 27th the Commonwealth announced a COVID-19 Nursing Facility Accountability and Support Program. Additional funding of up to \$130 m is being provided to improve the safety and infection control protocols for nursing home residents and staff.
- This additional funding is dependent upon facilities meeting specific accountability metrics, including **testing at least 90% of all nursing home residents and 90% of all staff for COVID-19 between April 8, 2020 and May 25, 2020**. Facilities were encouraged to test 100% of staff and residents.
- The Executive Office of Health and Human Services (EOHHS) worked closely with the Massachusetts Senior Care Association (MSCA) to ensure facilities had access to testing options in order to meet the May 25th deadline.
- This report depicts the percentage of staff and residents tested for COVID-19 at each facility and whether a facility met the 90% threshold. The data is self-attested by nursing facilities and may be subject to further audit and review by EOHHS for final determinations.
- Facilities that did meet the 90% testing threshold will not receive any additional funding under the Accountability and Support policy.**

Baseline Testing
Results
(through 5/25)

Total facilities submitting testing data	360
Total facilities achieving baseline testing threshold for residents and staff	353
Total facilities achieving baseline testing threshold for residents only	1
Total facilities achieving baseline testing threshold for staff only	1
Total facilities not achieving baseline testing threshold for residents or staff	0
Total facilities that did not submit intime	5



Nursing Facilities Baseline Testing

Summary of self-reported testing results¹ (4/8 – 5/25)

	Residents	Staff	Residents and Staff
Total unique individuals tested	33,151	43,102	76,253
Proportion of unique individuals that tested positive	42%	16%	27%

1. For facility-specific details, refer to the section in this report titled "Long Term Care Facilities with 2+ Known COVID Cases and Facility-Reported Deaths."

Note: The figures presented in this publication were self-reported by nursing facilities. Facilities were also required to submit a signed attestation form certifying compliance with [MassHealth Nursing Facility Bulletin 146](#). See the bulletin for more information on the period over which testing occurred and how resident and staff counts were reported.



Nursing Facility Baseline Testing Results

Facility Name	City/Town	% of Residents Tested	% of Staff Tested	Baseline Testing Status	Submitted Attestation
ABERJONA NURSING CENTER, INC.	Winchester	100%	99%	Achieved for Residents and Staff	Yes
ACADEMY MANOR	Andover	100%	96%	Achieved for Residents and Staff	Yes
ADVINIA CARE AT PROVINCETOWN	Provincetown	100%	100%	Achieved for Residents and Staff	Yes
ADVOCATE HEALTHCARE OF EAST BOSTON LLC	East Boston	100%	98%	Achieved for Residents and Staff	Yes
AGAWAM HEALTHCARE	Agawam	100%	93%	Achieved for Residents and Staff	Yes
ALDEN COURT NURSING CARE & REHAB CTR	Fairhaven	100%	100%	Achieved for Residents and Staff	Yes
ALLIANCE HEALTH AT ABBOTT	Lynn	98%	100%	Achieved for Residents and Staff	Yes
ALLIANCE HEALTH AT BALDWINVILLE	Baldwinville	100%	97%	Achieved for Residents and Staff	Yes
ALLIANCE HEALTH AT BRAINTREE	Braintree	95%	96%	Achieved for Residents and Staff	Yes
ALLIANCE HEALTH AT DEVEREUX	Marblehead	100%	97%	Achieved for Residents and Staff	Yes
ALLIANCE HEALTH AT MARINA BAY	Quincy	99%	97%	Achieved for Residents and Staff	Yes
ALLIANCE HEALTH AT ROSEWOOD	Peabody	99%	95%	Achieved for Residents and Staff	Yes
ALLIANCE HEALTH AT WEST ACRES	Brockton	100%	98%	Achieved for Residents and Staff	Yes
APPLE VALLEY CENTER	Ayer	97%	96%	Achieved for Residents and Staff	Yes
ARMENIAN NURSING & REHAB. CTR.	Jamaica Plain	95%	98%	Achieved for Residents and Staff	Yes
ATTLEBORO HEALTHCARE	Attleboro	100%	92%	Achieved for Residents and Staff	Yes
BAKER KATZ SKILLED NURSING & REHABILITATION	Haverhill	100%	95%	Achieved for Residents and Staff	Yes
BAYPATH AT DUXBURY NURSING & REHAB	Duxbury	100%	98%	Achieved for Residents and Staff	Yes
BAYPOINTE REHAB CENTER	Brockton	100%	95%	Achieved for Residents and Staff	Yes
BEAR HILL HEALTHCARE AND REHABILITATION CENTER	Stoneham	100%	96%	Achieved for Residents and Staff	Yes
BEAR MOUNTAIN AT ANDOVER	Andover	100%	99%	Achieved for Residents and Staff	Yes
BEAR MOUNTAIN AT READING	Reading	96%	94%	Achieved for Residents and Staff	Yes
BEAR MOUNTAIN AT SUDBURY	Sudbury	99%	92%	Achieved for Residents and Staff	Yes
BEAR MOUNTAIN AT WEST SPRINGFIELD	West Springfield	100%	96%	Achieved for Residents and Staff	Yes
BEAR MOUNTAIN AT WORCESTER	Worcester	100%	96%	Achieved for Residents and Staff	Yes
BEAUMONT REHAB & SKD NATICK	Natick	100%	97%	Achieved for Residents and Staff	Yes
BEAUMONT REHAB & SKD NORTHBOROUGH	Northborough	100%	97%	Achieved for Residents and Staff	Yes
BEAUMONT REHAB & SKD NORTHBRIDGE	Northbridge	100%	98%	Achieved for Residents and Staff	Yes
BEAUMONT REHAB & SKD WESTBOROUGH	Westborough	100%	98%	Achieved for Residents and Staff	Yes
BELMONT MANOR NURSING HOME	Belmont	100%	92%	Achieved for Residents and Staff	Yes
BELVIDERE HEALTHCARE	Lowell	100%	94%	Achieved for Residents and Staff	Yes
BENJAMIN HEALTHCARE CENTER	Roxbury Crossing	100%	100%	Achieved for Residents and Staff	Yes
BERKELEY RETIREMENT HOME	Lawrence	100%	100%	Achieved for Residents and Staff	Yes

Note: The figures presented in this publication were self-reported by nursing facilities. Facilities were also required to submit a signed attestation form certifying compliance with [MassHealth Nursing Facility Bulletin 146](#). See the bulletin for more information on the period over which testing occurred and how resident and staff counts were reported.



Nursing Facility Baseline Testing Results

Facility Name	City/Town	% of Residents Tested	% of Staff Tested	Baseline Testing Status	Submitted Attestation
BERKSHIRE HEALTH CARE CENTER	Sandisfield	100%	95%	Achieved for Residents and Staff	Yes
BETHANY HEALTH CARE CENTER	Framingham	100%	98%	Achieved for Residents and Staff	Yes
BLAIRE HOUSE LTCF MILFORD	Milford	100%	96%	Achieved for Residents and Staff	Yes
BLAIRE HOUSE LTCF TEWKSBURY	Tewksbury	100%	96%	Achieved for Residents and Staff	Yes
BLAIRE HOUSE LTCF WORCESTER	Worcester	100%	91%	Achieved for Residents and Staff	Yes
BLUE HILLS HEALTH & REHABILITATION CENTER	Stoughton	100%	100%	Achieved for Residents and Staff	Yes
BLUEBERRY HILL REHABILITATION AND HEALTHCARE CTR ¹	Beverly	99%	92%	Achieved for Residents and Staff	Yes
BOSTON HOME	Dorchester Center	100%	93%	Achieved for Residents and Staff	Yes
BOURNE MANOR EXT CARE FACILITY	Buzzards Bay	100%	99%	Achieved for Residents and Staff	Yes
BRAINTREE MANOR HEALTHCARE	Braintree	100%	90%	Achieved for Residents and Staff	Yes
BRANDON WOODS OF DARTMOUTH	South Dartmouth	100%	92%	Achieved for Residents and Staff	Yes
BRANDON WOODS OF NEW BEDFORD	New Bedford	100%	100%	Achieved for Residents and Staff	Yes
BRENTWOOD REHAB & HEALTHCARE CTR	Danvers	96%	96%	Achieved for Residents and Staff	Yes
BRIARWOOD REHAB & HEALTHCARE CTR	Needham	100%	91%	Achieved for Residents and Staff	Yes
BRIDGEWATER NURSING HOME	Bridgewater	100%	100%	Achieved for Residents and Staff	Yes
BRIGHAM HEALTH & REHABILITATION CENTER	Newburyport	100%	100%	Achieved for Residents and Staff	Yes
BRIGHTON HOUSE REHAB & NURSING CTR	Brighton	91%	96%	Achieved for Residents and Staff	Yes
BROCKTON HEALTH CENTER	Brockton	98%	97%	Achieved for Residents and Staff	Yes
BROOKSIDE REHAB & HEALTHCARE CENTER ²	Webster	100%	100%	Achieved for Residents and Staff	Yes
BRUDNICK CENTER FOR LIVING	Peabody	100%	100%	Achieved for Residents and Staff	Yes
BRUSH HILL CARE CENTER	Milton	100%	96%	Achieved for Residents and Staff	Yes
BUCKLEY-GREENFIELD HEALTHCARE CTR	Greenfield	100%	99%	Achieved for Residents and Staff	Yes
CAMBRIDGE REHAB & NURSING CTR	Cambridge	100%	93%	Achieved for Residents and Staff	Yes
CAMPION HEALTH & WELLNESS, INC.	Weston	100%	98%	Achieved for Residents and Staff	Yes
CAPE HERITAGE REHAB & HLTH CARE CTR	Sandwich	99%	97%	Achieved for Residents and Staff	Yes
CAPE REGENCY REHAB & HLTH CARE CTR	Centerville	99%	90%	Achieved for Residents and Staff	Yes
CARDIGAN NURSING & REHABILITATION CTR	Scituate	100%	100%	Achieved for Residents and Staff	Yes
CARE ONE AT BROOKLINE	Brookline	100%	99%	Achieved for Residents and Staff	Yes
CARE ONE AT CONCORD	Concord	100%	93%	Achieved for Residents and Staff	Yes
CARE ONE AT ESSEX PARK	Beverly	100%	96%	Achieved for Residents and Staff	Yes
CARE ONE AT HOLYOKE	Holyoke	100%	90%	Achieved for Residents and Staff	Yes

¹ Since the 5/29 publication, Blueberry Hill Rehabilitation and Healthcare Ctr. resubmitted data that included their total staff census

² Since the 5/27 publication, Brookside Rehab & Healthcare Center resubmitted data that included their staff census and number of staff tested.

Note: The figures presented in this publication were self-reported by nursing facilities. Facilities were also required to submit a signed attestation form certifying compliance with [MassHealth Nursing Facility Bulletin 146](#). See the bulletin for more information on the period over which testing occurred and how resident and staff counts were reported.



Nursing Facility Baseline Testing Results

Facility Name	City/Town	% of Residents Tested	% of Staff Tested	Baseline Testing Status	Submitted Attestation
CARE ONE AT LEXINGTON	Lexington	100%	95%	Achieved for Residents and Staff	Yes
CARE ONE AT LOWELL	Lowell	92%	91%	Achieved for Residents and Staff	Yes
CARE ONE AT MILLBURY	Millbury	100%	93%	Achieved for Residents and Staff	Yes
CARE ONE AT NEW BEDFORD	New Bedford	100%	92%	Achieved for Residents and Staff	Yes
CARE ONE AT NEWTON	Newton Lower Falls	100%	97%	Achieved for Residents and Staff	Yes
CARE ONE AT NORTHAMPTON	Northampton	100%	96%	Achieved for Residents and Staff	Yes
CARE ONE AT PEABODY	Peabody	100%	100%	Achieved for Residents and Staff	Yes
CARE ONE AT RANDOLPH	Randolph	100%	100%	Achieved for Residents and Staff	Yes
CARE ONE AT REDSTONE	East Longmeadow	100%	95%	Achieved for Residents and Staff	Yes
CARE ONE AT WEYMOUTH	East Weymouth	100%	99%	Achieved for Residents and Staff	Yes
CARE ONE AT WILMINGTON	Wilmington	100%	97%	Achieved for Residents and Staff	Yes
CARLETON-WILLARD VILLAGE	Bedford	100%	96%	Achieved for Residents and Staff	Yes
CARLYLE HOUSE	Framingham	100%	91%	Achieved for Residents and Staff	Yes
CARVALHO GROVE HEALTH & REHABILITATION	Fall River	100%	100%	Achieved for Residents and Staff	Yes
CASA DE RAMANA REHABILITATION CENTER ³	Framingham	100%	95%	Achieved for Residents and Staff	Yes
CATHOLIC MEMORIAL HOME	Fall River	100%	92%	Achieved for Residents and Staff	Yes
CEDAR VIEW REHAB & HEALTHCARE CTR	Methuen	100%	97%	Achieved for Residents and Staff	Yes
CEDARWOOD GARDENS	Franklin	95%	100%	Achieved for Residents and Staff	Yes
CENTER FOR EXTENDED CARE AT AMHERST	Amherst	100%	100%	Achieved for Residents and Staff	Yes
CHAPIN CENTER	Springfield	100%	95%	Achieved for Residents and Staff	Yes
CHARLENE MANOR EXT. CARE FAC.	Greenfield	100%	100%	Achieved for Residents and Staff	Yes
CHELSEA JEWISH NH, INC	Chelsea	100%	99%	Achieved for Residents and Staff	Yes
CHESTNUT HILL OF EAST LONGMEADOW	East Longmeadow	99%	99%	Achieved for Residents and Staff	Yes
CHESTNUT WOODS REHAB & HEALTHCARE CTR	Saugus	100%	93%	Achieved for Residents and Staff	Yes
CHETWYNDE HEALTHCARE	West Newton	100%	91%	Achieved for Residents and Staff	Yes
CHICOPEE REHABILITATION & NURSING CENTER	Chicopee	100%	100%	Achieved for Residents and Staff	Yes
CHRISTOPHER HOUSE OF WORCESTER	Worcester	100%	96%	Achieved for Residents and Staff	Yes
CHS of WALTHAM INC. dba MARISTHILL NURSING & REHAB CTR	Waltham	100%	100%	Achieved for Residents and Staff	Yes
CLIFTON REHABILITATIVE NURG. CTR	Somerset	94%	97%	Achieved for Residents and Staff	Yes
COLEMAN HOUSE	Northborough	100%	90%	Achieved for Residents and Staff	Yes
COLONY CENTER HEALTH & REHAB	Abington	98%	98%	Achieved for Residents and Staff	Yes

³ Since the 5/27 publication, Casa de Ramana Rehabilitation Center resubmitted data that included their total resident and staff census numbers.

Note: The figures presented in this publication were self-reported by nursing facilities. Facilities were also required to submit a signed attestation form certifying compliance with [MassHealth Nursing Facility Bulletin 146](#). See the bulletin for more information on the period over which testing occurred and how resident and staff counts were reported.



Nursing Facility Baseline Testing Results

Facility Name	City/Town	% of Residents Tested	% of Staff Tested	Baseline Testing Status	Submitted Attestation
CONTINUING CARE II AT BROOKSBY VILLAGE	Peabody	100%	100%	Achieved for Residents and Staff	Yes
COPLEY AT STOUGHTON NURG.CARE CTR	Stoughton	100%	91%	Achieved for Residents and Staff	Yes
COUNTRY CENTER FOR HEALTH & REHAB	Newburyport	100%	99%	Achieved for Residents and Staff	Yes
COUNTRY GARDENS HEALTH & REHABILITATION CENTER	Swansea	99%	92%	Achieved for Residents and Staff	Yes
COUNTRYSIDE HEALTH CARE OF MILFORD	Milford	100%	96%	Achieved for Residents and Staff	Yes
COURTYARD NURSING CARE CENTER	Medford	98%	94%	Achieved for Residents and Staff	Yes
CRANEVILLE PLACE AT DALTON	Dalton	100%	98%	Achieved for Residents and Staff	Yes
DAY BROOK VILLAGE SENIOR LIVING	Holyoke	100%	94%	Achieved for Residents and Staff	Yes
DEDHAM HEALTHCARE	Dedham	100%	90%	Achieved for Residents and Staff	Yes
DEN MAR HEALTH & REHABILITATION CENTER	Rockport	100%	100%	Achieved for Residents and Staff	Yes
DEXTER HOUSE HEALTHCARE	Malden	100%	95%	Achieved for Residents and Staff	Yes
DWYER HOME	Weymouth	95%	96%	Achieved for Residents and Staff	Yes
D'YOUVILLE SENIOR CARE, INC.	Lowell	98%	94%	Achieved for Residents and Staff	Yes
E. LONGMEADOW SKILLED NURSING CTR	East Longmeadow	100%	92%	Achieved for Residents and Staff	Yes
EASTPOINTE REHAB CENTER	Chelsea	100%	91%	Achieved for Residents and Staff	Yes
ELAINE CENTER AT HADLEY	Hadley	100%	95%	Achieved for Residents and Staff	Yes
ELIOT CENTER FOR HEALTH & REHAB	Natick	100%	100%	Achieved for Residents and Staff	Yes
ELIZABETH SETON RESIDENCE	Wellesley Hills	100%	98%	Achieved for Residents and Staff	Yes
ELLIS NURSING HOME	Norwood	99%	92%	Achieved for Residents and Staff	Yes
FAIRHAVEN HEALTHCARE CENTER	Lowell	100%	98%	Achieved for Residents and Staff	Yes
FAIRVIEW COMMONS NURG & REH. CTR	Great Barrington	99%	98%	Achieved for Residents and Staff	Yes
FALL RIVER HEALTHCARE	Fall River	99%	95%	Achieved for Residents and Staff	Yes
FALL RIVER JEWISH HOME, INC.	Fall River	100%	100%	Achieved for Residents and Staff	Yes
FARREN CARE CENTER	Turners Falls	100%	99%	Achieved for Residents and Staff	Yes
FITCHBURG HEALTHCARE	Fitchburg	100%	90%	Achieved for Residents and Staff	Yes
FITCHBURG REHABILITATION AND NURSING CENTER	Fitchburg	94%	100%	Achieved for Residents and Staff	Yes
FRC, INC. dba SPAULDING NURSING & THERAPY BRIGHTON	Brighton	98%	100%	Achieved for Residents and Staff	Yes
GARDEN PLACE HEALTHCARE	Attleboro	100%	99%	Achieved for Residents and Staff	Yes
GARDNER REHABILITATION & NURSING CENTER	Gardner	100%	100%	Achieved for Residents and Staff	Yes
GERMAN CENTRE FOR EXT. CARE	West Roxbury	100%	92%	Achieved for Residents and Staff	Yes
GLEN RIDGE NURSING CARE CENTER	Medford	100%	96%	Achieved for Residents and Staff	Yes
GLOUCESTER HEALTHCARE	Gloucester	100%	93%	Achieved for Residents and Staff	Yes
GOVERNORS CENTER	Westfield	100%	95%	Achieved for Residents and Staff	Yes

Note: The figures presented in this publication were self-reported by nursing facilities. Facilities were also required to submit a signed attestation form certifying compliance with [MassHealth Nursing Facility Bulletin 146](#). See the bulletin for more information on the period over which testing occurred and how resident and staff counts were reported.



Nursing Facility Baseline Testing Results

Facility Name	City/Town	% of Residents Tested	% of Staff Tested	Baseline Testing Status	Submitted Attestation
GREENWOOD NURSING & REHAB. CTR	Wakefield	100%	93%	Achieved for Residents and Staff	Yes
HANCOCK PARK REHABILITATION & NURSING CTR	Quincy	100%	98%	Achieved for Residents and Staff	Yes
HANNAH B G SHAW HOME FOR AGED	Middleboro	98%	96%	Achieved for Residents and Staff	Yes
HANNAH DUSTON HEALTHCARE CTR.	Haverhill	99%	93%	Achieved for Residents and Staff	Yes
HARBOR HOUSE NURSING & REHAB CTR	Hingham	100%	91%	Achieved for Residents and Staff	Yes
HATHAWAY MANOR EXTENDED CARE	New Bedford	100%	94%	Achieved for Residents and Staff	Yes
HATHORNE HILL	Danvers	100%	95%	Achieved for Residents and Staff	Yes
HEATHWOOD HEALTHCARE	Chestnut Hill	100%	94%	Achieved for Residents and Staff	Yes
HELLENIC NURSING AND REHABILITATION CENTER	Canton	100%	97%	Achieved for Residents and Staff	Yes
HERITAGE HALL EAST	Agawam	100%	100%	Achieved for Residents and Staff	Yes
HERITAGE HALL NORTH	Agawam	98%	98%	Achieved for Residents and Staff	Yes
HERITAGE HALL SOUTH	Agawam	100%	97%	Achieved for Residents and Staff	Yes
HERITAGE HALL WEST	Agawam	100%	92%	Achieved for Residents and Staff	Yes
HIGHVIEW OF NORTHAMPTON	Leeds	100%	100%	Achieved for Residents and Staff	Yes
HILLCREST COMMONS NURS & REH. CTR	Pittsfield	100%	98%	Achieved for Residents and Staff	Yes
HOLDEN REHAB & SKILLED NURSING CTR	Holden	100%	95%	Achieved for Residents and Staff	Yes
HOLY TRINITY EASTERN ORTHODOX NURSING AND REHAB. CENTER	Worcester	100%	95%	Achieved for Residents and Staff	Yes
HOLYOKE HEALTHCARE CENTER	Holyoke	100%	98%	Achieved for Residents and Staff	Yes
HUNT NURSING AND REHABILITATION CENTER	Danvers	93%	95%	Achieved for Residents and Staff	Yes
JEANNE JUGAN RESIDENCE	Somerville	100%	100%	Achieved for Residents and Staff	Yes
JESMOND NURSING HOME	Nahant	100%	96%	Achieved for Residents and Staff	Yes
JEWISH HEALTHCARE CENTER	Worcester	100%	94%	Achieved for Residents and Staff	Yes
JML CARE CENTER	Falmouth	100%	98%	Achieved for Residents and Staff	Yes
JOHN ADAMS HEALTHCARE CENTER	Quincy	100%	100%	Achieved for Residents and Staff	Yes
JOHN SCOTT HOUSE NURSING & REHAB CENTER	Braintree	100%	97%	Achieved for Residents and Staff	Yes
JULIAN J. LEVITT FAMILY NURSING HOME	Longmeadow	99%	97%	Achieved for Residents and Staff	Yes
KEYSTONE CENTER	Leominster	98%	91%	Achieved for Residents and Staff	Yes
KIMBALL FARMS NURSING CARE CENTER	Lenox	100%	99%	Achieved for Residents and Staff	Yes
KNOLLWOOD NURSING CENTER	Worcester	100%	100%	Achieved for Residents and Staff	Yes
LAFAYETTE SKILLED REHAB AND NURSING CTR	Marblehead	100%	94%	Achieved for Residents and Staff	Yes
LAKEVIEW HOUSE SKLD NURS & RESIDENTIAL FACILITY	Haverhill	100%	100%	Achieved for Residents and Staff	Yes
LANESSA EXTENDED CARE	Webster	96%	99%	Achieved for Residents and Staff	Yes
LAUREL RIDGE REHABILITATION & SKILLED CARE CENTER	Jamaica Plain	100%	97%	Achieved for Residents and Staff	Yes

Note: The figures presented in this publication were self-reported by nursing facilities. Facilities were also required to submit a signed attestation form certifying compliance with [MassHealth Nursing Facility Bulletin 146](#). See the bulletin for more information on the period over which testing occurred and how resident and staff counts were reported.



Nursing Facility Baseline Testing Results

Facility Name	City/Town	% of Residents Tested	% of Staff Tested	Baseline Testing Status	Submitted Attestation
LEDGEWOOD REHAB & SKILLED NC	Beverly	100%	99%	Achieved for Residents and Staff	Yes
LEE HEALTHCARE	Lee	96%	95%	Achieved for Residents and Staff	Yes
LEONARD FLORENCE CENTER FOR LIVING	Chelsea	100%	97%	Achieved for Residents and Staff	Yes
LIBERTY COMMONS NURG & REH.CTR	North Chatham	96%	92%	Achieved for Residents and Staff	Yes
LIFE CARE CENTER OF ACTON	Acton	100%	91%	Achieved for Residents and Staff	Yes
LIFE CARE CENTER OF ATTLEBORO	Attleboro	100%	100%	Achieved for Residents and Staff	Yes
LIFE CARE CENTER OF AUBURN	Auburn	100%	95%	Achieved for Residents and Staff	Yes
LIFE CARE CENTER OF LEOMINSTER	Leominster	100%	100%	Achieved for Residents and Staff	Yes
LIFE CARE CENTER OF LYNN: A L.T.C.F FACILITY	Lynn	98%	93%	Achieved for Residents and Staff	Yes
LIFE CARE CENTER OF MERRIMACK VALLEY	North Billerica	0%	0%	Did Not Submit in Time	No
LIFE CARE CENTER OF NASHOBA VALLEY	Littleton	93%	94%	Achieved for Residents and Staff	Yes
LIFE CARE CENTER OF PLYMOUTH	Plymouth	100%	90%	Achieved for Residents and Staff	Yes
LIFE CARE CENTER OF RAYNHAM	Raynham	100%	93%	Achieved for Residents and Staff	Yes
LIFE CARE CENTER OF STONEHAM	Stoneham	100%	96%	Achieved for Residents and Staff	Yes
LIFE CARE CENTER OF THE SOUTH SHORE	Scituate	100%	95%	Achieved for Residents and Staff	Yes
LIFE CARE CENTER OF W. BRIDGEWATER	West Bridgewater	0%	0%	Did Not Submit in Time	No
LIFE CARE CENTER OF WILBRAHAM, A L.T.C.F	Wilbraham	100%	93%	Achieved for Residents and Staff	Yes
LIGHTHOUSE NURSING CARE CENTER	Revere	100%	98%	Achieved for Residents and Staff	Yes
LINDA MANOR EXTENDED CARE FAC	Leeds	100%	92%	Achieved for Residents and Staff	Yes
LINDEN PONDS	Hingham	100%	95%	Achieved for Residents and Staff	Yes
LONGMEADOW OF TAUNTON	Taunton	100%	96%	Achieved for Residents and Staff	Yes
LOOMIS LAKESIDE AT REEDS LANDING	Springfield	100%	94%	Achieved for Residents and Staff	Yes
LUTHERAN REHAB & SKILLED CARE CTR	Worcester	100%	96%	Achieved for Residents and Staff	Yes
LYDIA TAFT HOUSE	Uxbridge	100%	100%	Achieved for Residents and Staff	Yes
MADONNA MANOR NURSING HOME	North Attleboro	100%	100%	Achieved for Residents and Staff	Yes
MAPLES REHABILITATION & NURSING CENTER	Wrentham	100%	98%	Achieved for Residents and Staff	Yes
MAPLEWOOD REHAB & NURSING	Amesbury	100%	99%	Achieved for Residents and Staff	Yes
MARIAN MANOR	Boston	100%	95%	Achieved for Residents and Staff	Yes
MARIAN MANOR OF TAUNTON	Taunton	100%	96%	Achieved for Residents and Staff	Yes
MARIE ESTHER HEALTH CTR., INC.	Marlborough	100%	100%	Achieved for Residents and Staff	Yes
MARLBOROUGH HILLS REHAB & HEALTH CARE CTR	Marlborough	100%	91%	Achieved for Residents and Staff	Yes
MARY ANN MORSE NURS. & REHAB. CTR.	Natick	100%	99%	Achieved for Residents and Staff	Yes
MARY'S MEADOW AT PROVIDENCE PLACE	Holyoke	100%	97%	Achieved for Residents and Staff	Yes
MASCONOMET HEALTHCARE CENTER	Topsfield	100%	92%	Achieved for Residents and Staff	Yes

Note: The figures presented in this publication were self-reported by nursing facilities. Facilities were also required to submit a signed attestation form certifying compliance with [MassHealth Nursing Facility Bulletin 146](#). See the bulletin for more information on the period over which testing occurred and how resident and staff counts were reported.



Nursing Facility Baseline Testing Results

Facility Name	City/Town	% of Residents Tested	% of Staff Tested	Baseline Testing Status	Submitted Attestation
MATTAPAN HEALTH & REHAB CTR	Milford	98%	94%	Achieved for Residents and Staff	Yes
MAYFLOWER PLACE NSG & REHAB CTR	West Yarmouth	100%	95%	Achieved for Residents and Staff	Yes
MEADOW GREEN NSG AND REHAB CTR	Waltham	100%	94%	Achieved for Residents and Staff	Yes
MEDFORD REHAB & NURSING CTR	Medford	100%	94%	Achieved for Residents and Staff	Yes
MEDWAY COUNTRY MANOR SK NURG & REH	Medway	0%	0%	Did Not Submit in Time	No
MELROSE HEALTHCARE	Melrose	100%	92%	Achieved for Residents and Staff	Yes
MERRIMACK VALLEY HEALTH CENTER	Amesbury	100%	95%	Achieved for Residents and Staff	Yes
MI NURSING/RESTORATIVE CTR	Lawrence	91%	98%	Achieved for Residents and Staff	Yes
MILFORD CENTER	Milford	100%	96%	Achieved for Residents and Staff	Yes
MONT MARIE REHAB & HEALTHCARE CTR.	Holyoke	100%	92%	Achieved for Residents and Staff	Yes
MOUNT CARMEL CARE CENTER	Lenox	100%	99%	Achieved for Residents and Staff	Yes
MOUNT GREYLOCK EXT. CARE FAC.	Pittsfield	100%	100%	Achieved for Residents and Staff	Yes
MOUNT SAINT VINCENT CARE CENTER	Holyoke	100%	100%	Achieved for Residents and Staff	Yes
NEMASKET HEALTHCARE CENTER	Middleboro	96%	94%	Achieved for Residents and Staff	Yes
NEVILLE CTR.@ FRESH POND FOR NURSING & REHABILITATION	Cambridge	100%	91%	Achieved for Residents and Staff	Yes
NEVINS NURSING & REHAB. CENTER	Methuen	97%	94%	Achieved for Residents and Staff	Yes
NEW BEDFORD JEWISH CONV HOME	New Bedford	100%	100%	Achieved for Residents and Staff	Yes
NEW ENGLAND HOMES FOR THE DEAF	Danvers	100%	100%	Achieved for Residents and Staff	Yes
NEW ENGLAND PEDIATRIC CARE	North Billerica	100%	98%	Achieved for Residents and Staff	Yes
NEWTON WELLESLEY CTR FOR ALZHEIMER'S CARE	Wellesley	100%	94%	Achieved for Residents and Staff	Yes
NORTH ADAMS COMMONS NRG.&REH.CTR	North Adams	100%	100%	Achieved for Residents and Staff	Yes
NORTH END REHABILITATION AND HEALTH CARE CENTER	Boston	100%	95%	Achieved for Residents and Staff	Yes
NORTH HILL - THE S.N.F.	Needham	100%	70%	Achieved for Residents Only	Yes
NORTHWOOD REHAB & HLTH CARE CTR	Lowell	100%	99%	Achieved for Residents and Staff	Yes
NORWOOD HEALTHCARE	Norwood	97%	91%	Achieved for Residents and Staff	Yes
NOTRE DAME HEALTH CARE CENTER	Worcester	100%	100%	Achieved for Residents and Staff	Yes
OAK KNOLL HEALTHCARE CENTER	Framingham	100%	95%	Achieved for Residents and Staff	Yes
OAKDALE REHAB. & SKILLED NURS.CTR	West Boylston	100%	97%	Achieved for Residents and Staff	Yes
OAKHILL HEALTHCARE	Middleboro	100%	93%	Achieved for Residents and Staff	Yes
ODD FELLOWS HOME OF MASS	Worcester	100%	95%	Achieved for Residents and Staff	Yes
OUR ISLAND HOME	Nantucket	100%	100%	Achieved for Residents and Staff	Yes
OUR LADY'S HAVEN	Fairhaven	100%	95%	Achieved for Residents and Staff	Yes
OVERLOOK MASONIC HEALTH CENTER	Charlton	98%	100%	Achieved for Residents and Staff	Yes

Note: The figures presented in this publication were self-reported by nursing facilities. Facilities were also required to submit a signed attestation form certifying compliance with [MassHealth Nursing Facility Bulletin 146](#). See the bulletin for more information on the period over which testing occurred and how resident and staff counts were reported.



Nursing Facility Baseline Testing Results

Facility Name	City/Town	% of Residents Tested	% of Staff Tested	Baseline Testing Status	Submitted Attestation
PALM MANOR	Chelmsford	98%	96%	Achieved for Residents and Staff	Yes
PALMER HEALTHCARE CENTER	Palmer	100%	100%	Achieved for Residents and Staff	Yes
PARK AVENUE HEALTH CENTER	Arlington	100%	100%	Achieved for Residents and Staff	Yes
PARK PLACE REHAB & SKILLED CARE CTR	Hyde Park	100%	99%	Achieved for Residents and Staff	Yes
PARKWAY HEALTH & REAHB CTR	Milford	100%	100%	Achieved for Residents and Staff	Yes
PARSONS HILL REHAB & HEALTH CARE CTR.	Worcester	100%	93%	Achieved for Residents and Staff	Yes
PENACOOK PLACE, INC.	Haverhill	100%	94%	Achieved for Residents and Staff	Yes
PHILLIPS MANOR NURSING HOME	West Lynn	100%	100%	Achieved for Residents and Staff	Yes
PILGRIM REH & SKIL NURS CTR	Peabody	100%	100%	Achieved for Residents and Staff	Yes
PINE KNOLL NURSING CENTER	Lexington	100%	92%	Achieved for Residents and Staff	Yes
PLEASANT BAY OF BREWSTER REHAB CENTER	Brewster	100%	100%	Achieved for Residents and Staff	Yes
PLYMOUTH HARBORSIDE HEALTHCARE	Plymouth	92%	90%	Achieved for Residents and Staff	Yes
PLYMOUTH REHAB & HLTH CARE CTR	Plymouth	97%	99%	Achieved for Residents and Staff	Yes
POET'S SEAT HEALTH CARE CENTER	Greenfield	96%	100%	Achieved for Residents and Staff	Yes
POPE NURSING HOME	Weymouth	100%	94%	Achieved for Residents and Staff	Yes
PORT HEALTHCARE CENTER	Newburyport	98%	95%	Achieved for Residents and Staff	Yes
PRESCOTT HOUSE	North Andover	100%	96%	Achieved for Residents and Staff	Yes
PRESENTATION REHABILITATION & SKILLED CARE CTR	Brighton	100%	94%	Achieved for Residents and Staff	Yes
QUABBIN VALLEY HEALTHCARE (BLUPOINT HEALTHCARE LLC)	Athol	100%	96%	Achieved for Residents and Staff	Yes
QUABOAG REHABILITATION & SKILLED CARE CTR	North Brookfield	100%	100%	Achieved for Residents and Staff	Yes
QUEEN ANNE NURSING HOME	Hingham	100%	93%	Achieved for Residents and Staff	Yes
QUINCY HEALTH & REHABILITATION CENTER	Quincy	100%	98%	Achieved for Residents and Staff	Yes
REHAB & NURSING CTR AT EVERETT	Everett	100%	93%	Achieved for Residents and Staff	Yes
RESERVOIR CENTER FOR HEALTH & REHAB	Marlborough	100%	97%	Achieved for Residents and Staff	Yes
REVOLUTION AT CHARLWELL	Norwood	66%	100%	Achieved for Staff Only	No
REVOLUTION AT KIMWELL	Fall River	100%	100%	Achieved for Residents and Staff	Yes
RIVER TERRACE REHAB & HEALTHCARE CTR	Lancaster	100%	100%	Achieved for Residents and Staff	Yes
RIVERBEND OF SOUTH NATICK	Natick	100%	100%	Achieved for Residents and Staff	Yes
RIVERCREST L.T.C.F.	Concord	100%	100%	Achieved for Residents and Staff	Yes
ROYAL BRAINTREE NRSG & REHAB CENTER	Braintree	100%	98%	Achieved for Residents and Staff	Yes
ROYAL CAPE COD NURSING AND REHAB CTR	Buzzards Bay	100%	100%	Achieved for Residents and Staff	Yes
ROYAL COTUIT NUR & REHAB CENTER	Mashpee	100%	95%	Achieved for Residents and Staff	Yes
ROYAL FAIRHAVEN NURSING AND REHAB CTR	Fairhaven	100%	99%	Achieved for Residents and Staff	Yes

Note: The figures presented in this publication were self-reported by nursing facilities. Facilities were also required to submit a signed attestation form certifying compliance with [MassHealth Nursing Facility Bulletin 146](#). See the bulletin for more information on the period over which testing occurred and how resident and staff counts were reported.



Nursing Facility Baseline Testing Results

Facility Name	City/Town	% of Residents Tested	% of Staff Tested	Baseline Testing Status	Submitted Attestation
ROYAL MEADOW VIEW CENTER	North Reading	100%	100%	Achieved for Residents and Staff	Yes
ROYAL MEGANSETT NRG & RET. HOME	North Falmouth	100%	100%	Achieved for Residents and Staff	Yes
ROYAL NORWELL NURSING & REHAB CTR, LLC	Norwell	100%	98%	Achieved for Residents and Staff	Yes
ROYAL NURSING CENTER, LLC	Falmouth	100%	100%	Achieved for Residents and Staff	Yes
ROYAL WAYLAND NURSING HOME, LLC	Wayland	92%	100%	Achieved for Residents and Staff	Yes
ROYAL WOOD MILL CENTER	Lawrence	100%	95%	Achieved for Residents and Staff	Yes
SACHEM CENTER FOR HEALTH & REHAB	East Bridgewater	95%	97%	Achieved for Residents and Staff	Yes
SACRED HEART NURSING HOME	New Bedford	100%	98%	Achieved for Residents and Staff	Yes
SALEM REHABILITATION CENTER LLC	Salem	100%	91%	Achieved for Residents and Staff	Yes
SANCTA MARIA NURSING HOME	Cambridge	95%	92%	Achieved for Residents and Staff	Yes
SARAH S. BRAYTON NURSING CARE CENTER	Fall River	98%	97%	Achieved for Residents and Staff	Yes
SAUGUS REHAB AND NURSING	Saugus	100%	93%	Achieved for Residents and Staff	Yes
SAVOY NURSING & REHAB CENTER	New Bedford	100%	93%	Achieved for Residents and Staff	Yes
SEA VIEW CONV & NURSING HOME	Rowley	0%	0%	Did Not Submit in Time	No
SEACOAST NURSING & REHABILITATION CTR.	Gloucester	100%	95%	Achieved for Residents and Staff	Yes
SERENITY HILL NURSING & REHABILITATION CENTER	Wrentham	100%	100%	Achieved for Residents and Staff	Yes
SEVEN HILLS PEDIATRIC CENTER	Groton	92%	100%	Achieved for Residents and Staff	Yes
SHERRILL HOUSE	Jamaica Plain	100%	97%	Achieved for Residents and Staff	Yes
SHREWSBURY NURSING & REHAB. CTR INC	Shrewsbury	100%	96%	Achieved for Residents and Staff	Yes
SIPPICAN HEALTHCARE CENTER	Marion	96%	98%	Achieved for Residents and Staff	Yes
Sixteen Acres Healthcare Center	Abington	99%	98%	Achieved for Residents and Staff	Yes
SOMERSET RIDGE	Somerset	99%	97%	Achieved for Residents and Staff	Yes
SOUTH COVE MANOR NURSING & REHAB CTR	Quincy	100%	100%	Achieved for Residents and Staff	Yes
SOUTH DENNIS HEALTHCARE	South Dennis	100%	97%	Achieved for Residents and Staff	Yes
SOUTHBRIDGE REHAB & HLTH CARE CTR	Southbridge	100%	94%	Achieved for Residents and Staff	Yes
SOUTHEAST HEALTH CARE CENTER	North Easton	98%	92%	Achieved for Residents and Staff	Yes
SOUTHPOINTE REHAB CENTER	Fall River	100%	98%	Achieved for Residents and Staff	Yes
SOUTHSHORE HEALTH CARE CENTER	Rockland	100%	97%	Achieved for Residents and Staff	Yes
SOUTHWOOD AT NORWELL NURSING CTR	Norwell	100%	95%	Achieved for Residents and Staff	Yes
SPRINGSIDE REHAB & SKILLED CARE CENTER	Pittsfield	100%	98%	Achieved for Residents and Staff	Yes
ST. CAMILLUS HEALTH CENTER	Whitinsville	97%	93%	Achieved for Residents and Staff	Yes
ST. FRANCIS REHAB & NURSING CENTER	Worcester	100%	100%	Achieved for Residents and Staff	Yes
ST. JOSEPH MANOR HEALTH CARE INC.	Brockton	100%	90%	Achieved for Residents and Staff	Yes
ST. JOSEPH REHABILITATION AND NURSING CARE CENTER	Dorchester	100%	96%	Achieved for Residents and Staff	Yes

Note: The figures presented in this publication were self-reported by nursing facilities. Facilities were also required to submit a signed attestation form certifying compliance with [MassHealth Nursing Facility Bulletin 146](#). See the bulletin for more information on the period over which testing occurred and how resident and staff counts were reported.



Nursing Facility Baseline Testing Results

Facility Name	City/Town	% of Residents Tested	% of Staff Tested	Baseline Testing Status	Submitted Attestation
ST. MARY HEALTH CARE	Worcester	100%	91%	Achieved for Residents and Staff	Yes
ST. PATRICK'S MANOR	Framingham	100%	92%	Achieved for Residents and Staff	Yes
STERLING VILLAGE LLC	Sterling	100%	99%	Achieved for Residents and Staff	Yes
STONE REHAB & SENIOR LIVING	Newton Upper Falls	100%	100%	Achieved for Residents and Staff	Yes
STONEHEDGE HEALTH CARE CENTER	West Roxbury	95%	94%	Achieved for Residents and Staff	Yes
SUDBURY PINES EXTENDED CARE	Sudbury	100%	100%	Achieved for Residents and Staff	Yes
SUNNY ACRES NURSING HOME	Chelmsford	100%	100%	Achieved for Residents and Staff	Yes
SUTTON HILL CENTER	North Andover	100%	94%	Achieved for Residents and Staff	Yes
SWEET BROOK OF WILLIAMSTOWN REHAB	Williamstown	100%	100%	Achieved for Residents and Staff	Yes
THE BOSTONIAN N.C AND REH. CTR	Dorchester	100%	100%	Achieved for Residents and Staff	Yes
THE GUARDIAN CENTER, INC.	Brockton	97%	91%	Achieved for Residents and Staff	Yes
THE HERMITAGE HEALTHCARE	Worcester	97%	91%	Achieved for Residents and Staff	Yes
THE HIGHLANDS	Fitchburg	100%	100%	Achieved for Residents and Staff	Yes
THE MEADOWS OF CENTRAL MASSACHUSETTS	Rochdale	100%	98%	Achieved for Residents and Staff	Yes
THE OAKS	New Bedford	99%	92%	Achieved for Residents and Staff	Yes
THE OXFORD REHAB & HEALTH CARE CENTER	Haverhill	100%	91%	Achieved for Residents and Staff	Yes
THE PAVILION	Hyannis	100%	100%	Achieved for Residents and Staff	Yes
THOMAS UPHAM HOUSE	Medfield	100%	100%	Achieved for Residents and Staff	Yes
TIMBERLYN HEIGHTS NURSING & REHABILITATION	Great Barrington	98%	100%	Achieved for Residents and Staff	Yes
TIMOTHY DANIELS HOUSE	Holliston	100%	100%	Achieved for Residents and Staff	Yes
TOWN & COUNTRY HEALTH CARE CTR	Lowell	0%	0%	Did Not Submit in Time	No
TREMONT HEALTH CARE CENTER	Wareham	100%	97%	Achieved for Residents and Staff	Yes
TWIN OAKS REHAB AND NURSING	Danvers	94%	100%	Achieved for Residents and Staff	Yes
VERO HEALTH & REHAB OF HAMPDEN	Hampden	100%	100%	Achieved for Residents and Staff	Yes
VERO HEALTH & REHAB OF SOUTH HADLEY	South Hadley	100%	97%	Achieved for Residents and Staff	Yes
VERO HEALTH & REHAB OF WILBRAHAM	Wilbraham	100%	97%	Achieved for Residents and Staff	Yes
VICTORIA HAVEN NSG FACILITY	Norwood	100%	91%	Achieved for Residents and Staff	Yes
WACHUSETT MANOR	Gardner	100%	99%	Achieved for Residents and Staff	Yes
WAKEFIELD CENTER	Wakefield	97%	95%	Achieved for Residents and Staff	Yes
WALPOLE HEALTHCARE	Walpole	100%	90%	Achieved for Residents and Staff	Yes
WAREHAM HEALTHCARE	Wareham	91%	90%	Achieved for Residents and Staff	Yes
WATERTOWN HEALTH CENTER	Watertown	100%	92%	Achieved for Residents and Staff	Yes
WATERVIEW LODGE LLC, REHAB & HEALTHCARE	Ashland	100%	94%	Achieved for Residents and Staff	Yes
WEBSTER MANOR REHAB & HEALTH CARE CTR.	Webster	100%	98%	Achieved for Residents and Staff	Yes

Note: The figures presented in this publication were self-reported by nursing facilities. Facilities were also required to submit a signed attestation form certifying compliance with [MassHealth Nursing Facility Bulletin 146](#). See the bulletin for more information on the period over which testing occurred and how resident and staff counts were reported.



Nursing Facility Baseline Testing Results

Facility Name	City/Town	% of Residents Tested	% of Staff Tested	Baseline Testing Status	Submitted Attestation
WEBSTER PARK REHAB & HEALTHCARE CTR.	Rockland	100%	94%	Achieved for Residents and Staff	Yes
WEDGEMERE HEALTHCARE	Taunton	100%	98%	Achieved for Residents and Staff	Yes
WEST NEWTON HEALTHCARE	Newton	99%	91%	Achieved for Residents and Staff	Yes
WEST REVERE HEALTH CENTER	Revere	100%	100%	Achieved for Residents and Staff	Yes
WEST ROXBURY HEALTH & REHAB CTR	Milford	98%	100%	Achieved for Residents and Staff	Yes
WEST SIDE HOUSE LTCF	Worcester	100%	100%	Achieved for Residents and Staff	Yes
WESTBOROUGH HEALTHCARE	Westborough	100%	92%	Achieved for Residents and Staff	Yes
WESTFIELD CENTER	Westfield	98%	99%	Achieved for Residents and Staff	Yes
WESTFIELD GARDENS NURSING & REHAB	Westfield	100%	100%	Achieved for Residents and Staff	Yes
WESTFORD HOUSE	Westford	100%	96%	Achieved for Residents and Staff	Yes
WHITTIER BRADFORD TRANS. CARE UNIT	Bradford	100%	100%	Achieved for Residents and Staff	Yes
WHITTIER WESTBOROUGH TRANSITIONAL CARE UNIT	Westborough	92%	96%	Achieved for Residents and Staff	Yes
WILLIAMSTOWN COMMONS N&R CTR	Williamstown	97%	98%	Achieved for Residents and Staff	Yes
WILLIMANSETT CENTER EAST	Chicopee	100%	93%	Achieved for Residents and Staff	Yes
WILLIMANSETT CENTER WEST	Chicopee	91%	96%	Achieved for Residents and Staff	Yes
WILLOW MANOR	Lowell	100%	98%	Achieved for Residents and Staff	Yes
WILMINGTON REHAB CENTER LLC	Wilmington	100%	91%	Achieved for Residents and Staff	Yes
WINCHESTER NURSING CENTER	Winchester	100%	98%	Achieved for Residents and Staff	Yes
WINDEMERE NURSING & REHAB CENTER ON MARTHA'S VINEYARD	Oak Bluffs	93%	97%	Achieved for Residents and Staff	Yes
WINDSOR NSG & RET. HOME	South Yarmouth	100%	100%	Achieved for Residents and Staff	Yes
WINGATE AT CHESTNUT HILL	Chestnut Hill	100%	100%	Achieved for Residents and Staff	Yes
WINGATE AT HARWICH	Harwich	100%	94%	Achieved for Residents and Staff	Yes
WINGATE AT HAVERHILL	Haverhill	100%	98%	Achieved for Residents and Staff	Yes
WINGATE AT NEEDHAM	Needham Heights	100%	100%	Achieved for Residents and Staff	Yes
WINGATE AT NORTON	Norton	100%	96%	Achieved for Residents and Staff	Yes
WINGATE AT SHARON	Sharon	100%	98%	Achieved for Residents and Staff	Yes
WINGATE AT SILVER LAKE	Kingston	100%	100%	Achieved for Residents and Staff	Yes
WINGATE AT WESTON	Weston	100%	100%	Achieved for Residents and Staff	Yes
WOBURN NURSING CENTER	Woburn	100%	98%	Achieved for Residents and Staff	Yes
WORCESTER HEALTH CENTER	Worcester	100%	95%	Achieved for Residents and Staff	Yes
WORCESTER REHAB & HLTH CARE CTR	Worcester	94%	92%	Achieved for Residents and Staff	Yes

Note: The figures presented in this publication were self-reported by nursing facilities. Facilities were also required to submit a signed attestation form certifying compliance with [MassHealth Nursing Facility Bulletin 146](#). See the bulletin for more information on the period over which testing occurred and how resident and staff counts were reported.



Nursing Facilities Clinical Audits

- On, April 27th the Commonwealth announced a COVID-19 Nursing Facility Accountability and Support Program. The program is predicated on clinical audits every two weeks **based on a [28-point Infection Control Checklist](#)**.
- The 28 point infection control checklist was developed in accordance federal and state guidelines. Audits are completed by licensed nurses and clinical staff trained in infection control.
- The bi-weekly report depicts how each facility has scored on their audits.**
- Based on a facility’s score on the 28-point checklist, each facility is rated:
 - Green “In Adherence”** and scored at least a 24 out of 28
 - Yellow “In Adherence but warrants reinspection”** and scored at least 20 out of 28
 - Red “Not in Adherence”** and scored under 20 and/or **missed at least one of six core competencies**
- All facilities have been audited *at least* twice
- While this is the fourth and final round of audits under the Accountability and Supports program, **Massachusetts will continue to regularly survey and audit nursing homes to ensure compliance with infection control and quality standards**

		Round 1	Round 2	Round 3	Round 4
Audit Results (through 6/30)	Total audits completed	360	230	243	172
	Total facilities in adherence	228	180	221	152
	Total facilities in adherence but warrant reinspection	0	1	1	0
	Total facilities not in adherence				
	- Facilities with score >20 but missed core competency	119	49	21	20
	- Facilities with score <20	13	0	0	0
Percentage of facilities not in adherence		37%	14%	6%	6%

* Round 4 audits were conducted at facilities that (1) are found to be “Not in Adherence” or “In Adherence but Warrants Reinspection” in Round 2 (2) have *historic infection control or quality issues*, and/or (3) are randomly selected for an audit

Nursing Facility Audit Survey Results
 Audit Periods 1, 2, 3, & 4, Date of Audit through 6/26/2020

Facility Name	City/Town	Audit Period	Overall Audit Determination	Reason For Non Adherence	Score
ABERJONA NURSING CENTER, INC.	WINCHESTER	1	In adherence	NA	28
		3	In adherence	NA	28
ACADEMY MANOR	ANDOVER	1	Not in adherence	Core Competencies	26
		2	In adherence	NA	28
		4	In adherence	NA	26
ADVINIA CARE AT PROVINCETOWN	PROVINCETOWN	1	Not in adherence	Core Competencies	26
		2	In adherence	NA	28
		3	In adherence	NA	28
		4	Not in adherence	Core Competencies	26
ADVOCATE HEALTHCARE OF EAST BOSTON	BOSTON	1	In adherence	NA	26
		3	In adherence	NA	28
AGAWAM HEALTHCARE	AGAWAM	1	Not in adherence	Core Competencies	27
		2	In adherence	NA	28
		3	In adherence	NA	28
		4	In adherence	NA	28
ALDEN COURT NURSING CARE & REHAB CTR	FAIRHAVEN	1	Not in adherence	Core Competencies	27
		2	In adherence	NA	28
		4	In adherence	NA	28
ALLIANCE HEALTH AT ABBOTT	LYNN	1	In adherence	NA	26
		2	In adherence	NA	28
ALLIANCE HEALTH AT BALDWINVILLE	TEMPLETON	1	In adherence	NA	28
		2	In adherence	NA	28
ALLIANCE HEALTH AT BRAINTREE	BRAINTREE	1	In adherence	NA	28
		3	In adherence	NA	28
ALLIANCE HEALTH AT DEVEREUX	MARBLEHEAD	1	In adherence	NA	27
		3	In adherence	NA	28
ALLIANCE HEALTH AT MARIE ESTHER	MARLBOROUGH	1	In adherence	NA	28
		2	In adherence	NA	28
		3	In adherence	NA	28
		4	In adherence	NA	28
ALLIANCE HEALTH AT MARINA BAY	QUINCY	1	Not in adherence	Core Competencies	27
		2	In adherence	NA	28
		4	In adherence	NA	28
ALLIANCE HEALTH AT ROSEWOOD	PEABODY	1	In adherence	NA	28
		3	In adherence	NA	27

Each facility is subject to at least two infection control audits over the months of May and June 2020; facilities are audited more frequently if they (1) are found to be “Not in Adherence” or “In Adherence but Warrants Reinspection” in a given audit, (2) have historic infection control or quality issues, and/or (3) are randomly selected for an audit

* Facility refused entry of EOHHS employees or contractors, or did not fully cooperate or comply with an audit

Nursing Facility Audit Survey Results
Audit Periods 1, 2, 3, & 4, Date of Audit through 6/26/2020

Facility Name	City/Town	Audit Period	Overall Audit Determination	Reason For Non Adherence	Score
ALLIANCE HEALTH AT WEST ACRES	BROCKTON	1	In adherence	NA	28
		2	Not in adherence	Core Competencies	27
		3	In adherence	NA	28
APPLE VALLEY CENTER	AYER	1	Not in adherence	Core Competencies	27
		2	In adherence	NA	28
		4	In adherence	NA	28
ARMENIAN NURSING & REHAB. CTR.	BOSTON	1	In adherence	NA	26
		3	In adherence	NA	28
ATTLEBORO HEALTHCARE	ATTLEBORO	1	Not in adherence	Core Competencies	26
		2	In adherence	NA	26
		4	In adherence	NA	28
BAKER KATZ SKILLED NURSING & REHAB CTR	HAVERHILL	1	In adherence	NA	25
		2	In adherence	NA	28
BAYPATH AT DUXBURY NURSING & REHAB	DUXBURY	1	In adherence	NA	27
		2	Not in adherence	Core Competencies	26
		3	In adherence	NA	28
BAYPOINTE REHAB CENTER	BROCKTON	1	Not in adherence	Core Competencies	23
		2	Not in adherence	Core Competencies	27
		3	In adherence	NA	28
BEAR HILL HEALTHCARE AND REHABILITATION CENTER	STONEHAM	1	Not in adherence	Core Competencies	21
		2	In adherence	NA	27
		3	In adherence	NA	28
		4	In adherence	NA	28
BEAR MOUNTAIN AT ANDOVER	ANDOVER	1	In adherence	NA	27
		2	In adherence	NA	28
		3	In adherence	NA	28
		4	In adherence	NA	28
BEAR MOUNTAIN AT READING	READING	1	In adherence	NA	28
		3	In adherence	NA	28
BEAR MOUNTAIN AT SUDBURY	SUDBURY	1	Not in adherence	Core Competencies and Total Score	13
		2	Not in adherence	Core Competencies	22
		3	In adherence	NA	28
		4	In adherence	NA	28
BEAR MOUNTAIN AT WEST SPRINGFIELD	WEST SPRINGFIELD	1	In adherence	NA	26
		2	In adherence	NA	28

Each facility is subject to at least two infection control audits over the months of May and June 2020; facilities are audited more frequently if they (1) are found to be “Not in Adherence” or “In Adherence but Warrants Reinspection” in a given audit, (2) have historic infection control or quality issues, and/or (3) are randomly selected for an audit

* Facility refused entry of EOHHS employees or contractors, or did not fully cooperate or comply with an audit

Nursing Facility Audit Survey Results
 Audit Periods 1, 2, 3, & 4, Date of Audit through 6/26/2020

Facility Name	City/Town	Audit Period	Overall Audit Determination	Reason For Non Adherence	Score
BEAR MOUNTAIN AT WEST SPRINGFIELD	WEST SPRINGFIELD	3	In adherence	NA	27
		4	In adherence	NA	28
BEAR MOUNTAIN AT WORCESTER	WORCESTER	1	Not in adherence	Core Competencies	23
		2	In adherence	NA	28
		4	In adherence	NA	28
BEAUMONT REHAB & SKD NATICK	NATICK	1	In adherence	NA	28
		2	In adherence	NA	28
BEAUMONT REHAB & SKD NORTHBOROUGH	NORTHBOROUGH	1	Not in adherence	Core Competencies	22
		2	In adherence	NA	28
		4	In adherence	NA	28
BEAUMONT REHAB & SKD NORTHBRIDGE	NORTHBRIDGE	1	Not in adherence	Core Competencies	25
		2	In adherence	NA	28
		4	In adherence	NA	27
BEAUMONT REHAB & SKD WESTBOROUGH	WESTBOROUGH	1	In adherence	NA	28
		3	In adherence	NA	28
BELMONT MANOR NURSING HOME	BELMONT	1	Not in adherence	Core Competencies	26
		2	In adherence	NA	28
		4	In adherence	NA	26
BELVIDERE HEALTHCARE CENTER	LOWELL	1	Not in adherence	Core Competencies	24
		2	In adherence	NA	28
		4	In adherence	NA	26
BENJAMIN HEALTHCARE CENTER	BOSTON	1	In adherence	NA	24
		3	In adherence	NA	28
BERKELEY RETIREMENT HOME	LAWRENCE	1	In adherence	NA	27
		2	In adherence	NA	27
BERKSHIRE REHABILITATION & SKILLED CARE CENTER	SANDISFIELD	1	Not in adherence	Core Competencies	27
		2	In adherence	NA	28
		4	In adherence	NA	27
BETHANY SKILLED NURSING FACILITY	FRAMINGHAM	1	In adherence	NA	26
		3	In adherence	NA	28
BLAIRE HOUSE LTCF MILFORD	MILFORD	1	In adherence	NA	27
		3	In adherence	NA	28
BLAIRE HOUSE LTCF TEWKSBURY	TEWKSBURY	1	Not in adherence	Core Competencies and Total Score	19
		2	Not in adherence	Core Competencies	26
		3	In adherence	NA	28

Each facility is subject to at least two infection control audits over the months of May and June 2020; facilities are audited more frequently if they (1) are found to be “Not in Adherence” or “In Adherence but Warrants Reinspection” in a given audit, (2) have historic infection control or quality issues, and/or (3) are randomly selected for an audit

* Facility refused entry of EOHHS employees or contractors, or did not fully cooperate or comply with an audit

Nursing Facility Audit Survey Results
Audit Periods 1, 2, 3, & 4, Date of Audit through 6/26/2020

Facility Name	City/Town	Audit Period	Overall Audit Determination	Reason For Non Adherence	Score
BLAIRE HOUSE LTCF TEWKSBURY	TEWKSBURY	4	In adherence	NA	28
BLAIRE HOUSE LTCF WORCESTER	WORCESTER	1	Not in adherence	Core Competencies	24
		2	In adherence	NA	28
		4	In adherence	NA	28
BLUE HILLS HEALTH & REHAB	STOUGHTON	1	Not in adherence	Core Competencies	22
		2	Not in adherence	Core Competencies	27
		3	In adherence	NA	28
BLUEBERRY HILL REHAB & HEALTHCARE CTR	BEVERLY	1	In adherence	NA	27
		2	In adherence	NA	28
		3	In adherence	NA	28
		4	In adherence	NA	28
BOSTON HOME	BOSTON	1	In adherence	NA	28
		3	In adherence	NA	28
BOSTONIAN NURSING CARE & REHABILITATION CTR, THE	BOSTON	1	Not in adherence	Core Competencies	27
		2	In adherence	NA	28
		4	In adherence	NA	28
BOURNE MANOR EXT CARE FACILITY	BOURNE	1	In adherence	NA	24
		3	In adherence	NA	28
BRAINTREE MANOR HEALTHCARE	BRAINTREE	1	In adherence	NA	25
		3	In adherence	NA	28
BRANDON WOODS OF DARTMOUTH	DARTMOUTH	1	Not in adherence	Core Competencies	27
		2	Not in adherence	Core Competencies	26
		3	In adherence	NA	28
		4	Not in adherence	Core Competencies	24
BRANDON WOODS OF NEW BEDFORD	NEW BEDFORD	1	In adherence	NA	25
		2	Not in adherence	Core Competencies	22
		3	In adherence	NA	28
BRENTWOOD REHAB & HEALTHCARE CTR	DANVERS	1	Not in adherence	Core Competencies	22
		2	In adherence	NA	28
		3	In adherence	NA	28
		4	In adherence	NA	28
BRIARWOOD REHAB & HEALTHCARE CTR	NEEDHAM	1	In adherence	NA	28
		2	In adherence	NA	27
		3	In adherence	NA	28
		4	In adherence	NA	28

Each facility is subject to at least two infection control audits over the months of May and June 2020; facilities are audited more frequently if they (1) are found to be “Not in Adherence” or “In Adherence but Warrants Reinspection” in a given audit, (2) have historic infection control or quality issues, and/or (3) are randomly selected for an audit

* Facility refused entry of EOHHS employees or contractors, or did not fully cooperate or comply with an audit

Nursing Facility Audit Survey Results
 Audit Periods 1, 2, 3, & 4, Date of Audit through 6/26/2020

Facility Name	City/Town	Audit Period	Overall Audit Determination	Reason For Non Adherence	Score
BRIDGEWATER NURSING HOME	BRIDGEWATER	1	Not in adherence	Core Competencies	21
		2	In adherence	NA	27
		4	In adherence	NA	27
BRIGHAM HEALTH & REHAB CENTER LLC	Null	1	In adherence	NA	28
		3	In adherence	NA	28
BRIGHTON HOUSE REHAB & NURSING CTR	BOSTON	1	In adherence	NA	28
		3	In adherence	NA	28
BROCKTON HEALTH CENTER	BROCKTON	1	Not in adherence	Core Competencies	25
		2	Not in adherence	Core Competencies	26
		3	Not in adherence	Core Competencies	26
		4	In adherence	NA	28
BROOKSIDE REHAB & HEALTHCARE CENTER	WEBSTER	1	In adherence	NA	27
		2	In adherence	NA	27
		3	In adherence	NA	27
		4	In adherence	NA	26
BRUSH HILL CARE CENTER	MILTON	1	Not in adherence	Core Competencies	26
		2	Not in adherence	Core Competencies	23
		3	In adherence	NA	28
BUCKLEY-GREENFIELD HEALTHCARE CTR	GREENFIELD	1	In adherence	NA	28
		2	In adherence	NA	27
CAMBRIDGE REHAB & NURSING CTR	CAMBRIDGE	1	Not in adherence	Core Competencies	27
		2	In adherence	NA	28
		4	In adherence	NA	28
CAMPION HEALTH & WELLNESS, INC	WESTON	1	In adherence	NA	26
		3	In adherence	NA	28
CAPE HERITAGE REHAB & HLTH CARE CTR	SANDWICH	1	In adherence	NA	27
		3	In adherence	NA	28
CAPE REGENCY REHAB & HLTH CARE CTR	BARNSTABLE	1	In adherence	NA	27
		3	In adherence	NA	26
CARDIGAN NURSING & REHABILITATION CTR	SCITUATE	1	In adherence	NA	27
		2	Not in adherence	Core Competencies	27
		3	In adherence	NA	28
		4	Not in adherence	Core Competencies	26
CARE ONE AT BROOKLINE	BROOKLINE	1	In adherence	NA	28
		3	In adherence	NA	28

Each facility is subject to at least two infection control audits over the months of May and June 2020; facilities are audited more frequently if they (1) are found to be “Not in Adherence” or “In Adherence but Warrants Reinspection” in a given audit, (2) have historic infection control or quality issues, and/or (3) are randomly selected for an audit

* Facility refused entry of EOHHS employees or contractors, or did not fully cooperate or comply with an audit

Nursing Facility Audit Survey Results
 Audit Periods 1, 2, 3, & 4, Date of Audit through 6/26/2020

Facility Name	City/Town	Audit Period	Overall Audit Determination	Reason For Non Adherence	Score
CARE ONE AT CONCORD	CONCORD	1	Not in adherence	Core Competencies	26
		2	In adherence	NA	28
		4	In adherence	NA	28
CARE ONE AT ESSEX PARK	BEVERLY	1	In adherence	NA	26
		3	In adherence	NA	28
CARE ONE AT HOLYOKE	HOLYOKE	1	Not in adherence	Core Competencies	26
		2	In adherence	NA	28
		4	In adherence	NA	28
CARE ONE AT LEXINGTON	LEXINGTON	1	In adherence	NA	27
		3	In adherence	NA	28
CARE ONE AT LOWELL	LOWELL	1	Not in adherence	Core Competencies and Total Score	18
		2	In adherence	NA	28
		4	In adherence	NA	28
CARE ONE AT MILLBURY	MILLBURY	1	In adherence	NA	28
		3	In adherence	NA	28
CARE ONE AT NEW BEDFORD	NEW BEDFORD	1	In adherence	NA	25
		2	Not in adherence	Core Competencies	22
		3	Not in adherence	Core Competencies	24
		4	Not in adherence	Core Competencies	27
CARE ONE AT NEWTON	NEWTON	1	In adherence	NA	27
		3	In adherence	NA	28
CARE ONE AT NORTHAMPTON	NORTHAMPTON	1	In adherence	NA	27
		3	In adherence	NA	28
CARE ONE AT PEABODY	PEABODY	1	Not in adherence	Core Competencies	25
		2	In adherence	NA	28
		4	In adherence	NA	28
CARE ONE AT RANDOLPH	RANDOLPH	1	Not in adherence	Core Competencies	21
		2	In adherence	NA	28
		4	In adherence	NA	28
CARE ONE AT REDSTONE	EAST LONGMEADOW	1	In adherence	NA	27
		2	In adherence	NA	28
CARE ONE AT WEYMOUTH	WEYMOUTH	1	In adherence	NA	28
		3	In adherence	NA	28
CARE ONE AT WILMINGTON	WILMINGTON	1	In adherence	NA	27
		3	In adherence	NA	28

Each facility is subject to at least two infection control audits over the months of May and June 2020; facilities are audited more frequently if they (1) are found to be “Not in Adherence” or “In Adherence but Warrants Reinspection” in a given audit, (2) have historic infection control or quality issues, and/or (3) are randomly selected for an audit

* Facility refused entry of EOHHS employees or contractors, or did not fully cooperate or comply with an audit

Nursing Facility Audit Survey Results
 Audit Periods 1, 2, 3, & 4, Date of Audit through 6/26/2020

Facility Name	City/Town	Audit Period	Overall Audit Determination	Reason For Non Adherence	Score
CARLETON-WILLARD VILLAGE RETIREMENT &NURSING CTR	BEDFORD	1	In adherence	NA	24
		3	In adherence	NA	28
CARLYLE HOUSE	FRAMINGHAM	1	In adherence	NA	28
		3	In adherence	NA	28
CARVALHO GROVE HEALTH AND REHABILITATION CENTER	FALL RIVER	1	In adherence	NA	28
		3	In adherence	NA	28
CASA DE RAMANA REHABILITATION CENTER	FRAMINGHAM	1	In adherence	NA	28
		2	In adherence	NA	28
		3	Not in adherence	Core Competencies	27
		4	In adherence	NA	27
CATHOLIC MEMORIAL HOME	FALL RIVER	1	In adherence	NA	28
		3	In adherence	NA	28
CEDAR VIEW REHAB &HEALTHCARE CTR	METHUEN	1	In adherence	NA	25
		3	In adherence	NA	28
CEDARWOOD GARDENS	FRANKLIN	1	In adherence	NA	28
		2	In adherence	NA	28
		3	In adherence	NA	28
		4	In adherence	NA	28
CENTER FOR EXTENDED CARE AT AMHERST	AMHERST	1	In adherence	NA	28
		2	In adherence	NA	28
		3	In adherence	NA	28
		4	In adherence	NA	28
CHAPIN CENTER	SPRINGFIELD	1	In adherence	NA	28
		2	In adherence	NA	28
		3	In adherence	NA	28
		4	In adherence	NA	28
CHARLENE MANOR EXT. CARE FAC.	GREENFIELD	1	In adherence	NA	28
		2	In adherence	NA	28
CHESTNUT HILL OF EAST LONGMEADOW	EAST LONGMEADOW	1	In adherence	NA	28
		3	In adherence	NA	28
CHESTNUT WOODS REHAB &HEALTHCARE CTR	SAUGUS	1	Not in adherence	Core Competencies	23
		2	In adherence	NA	27
		4	Not in adherence	Core Competencies	26
CHETWYNDE HEALTHCARE	NEWTON	1	In adherence	NA	25
		3	In adherence	NA	28

Each facility is subject to at least two infection control audits over the months of May and June 2020; facilities are audited more frequently if they (1) are found to be “Not in Adherence” or “In Adherence but Warrants Reinspection” in a given audit, (2) have historic infection control or quality issues, and/or (3) are randomly selected for an audit

* Facility refused entry of EOHHS employees or contractors, or did not fully cooperate or comply with an audit

Nursing Facility Audit Survey Results
 Audit Periods 1, 2, 3, & 4, Date of Audit through 6/26/2020

Facility Name	City/Town	Audit Period	Overall Audit Determination	Reason For Non Adherence	Score
CHICOPEE REHABILITATION AND NURSING CENTER	CHICOPEE	1	In adherence	NA	27
		2	In adherence	NA	28
CHRISTOPHER HOUSE OF WORCESTER	WORCESTER	1	In adherence	NA	28
		3	In adherence	NA	27
CLIFTON REHABILITATIVE NURG. CTR	SOMERSET	1	In adherence	NA	26
		2	In adherence	NA	28
COLEMAN HOUSE	NORTHBOROUGH	1	In adherence	NA	27
		2	In adherence	NA	27
COLONY CENTER HEALTH & REHAB	ABINGTON	1	In adherence	NA	27
		2	In adherence	NA	28
		3	In adherence	NA	28
		4	In adherence	NA	28
CONTINUING CARE II AT BROOKSBY VILLAGE	PEABODY	1	In adherence	NA	26
		3	In adherence	NA	28
COPLEY AT STOUGHTON NURG.CARE CTR	STOUGHTON	1	Not in adherence	Core Competencies	22
		2	In adherence	NA	27
		4	Not in adherence	Core Competencies	25
COUNTRY CENTER FOR HEALTH & REHAB	NEWBURYPORT	1	In adherence	NA	28
		2	In adherence	NA	28
		3	In adherence	NA	28
		4	In adherence	NA	28
COUNTRY GARDENS HEALTH &REHAB CENTER	SWANSEA	1	Not in adherence	Core Competencies	25
		2	In adherence	NA	28
		4	Not in adherence	Core Competencies	26
COUNTRYSIDE HEALTH CARE OF MILFORD	MILFORD	1	In adherence	NA	28
		3	In adherence	NA	28
COURTYARD NURSING CARE CENTER	MEDFORD	1	Not in adherence	Core Competencies	27
		2	In adherence	NA	28
		4	In adherence	NA	28
CRANEVILLE PLACE AT DALTON	DALTON	1	In adherence	NA	27
		3	In adherence	NA	28
D'YOUVILLE SENIOR CARE	LOWELL	1	Not in adherence	Core Competencies	24
		2	In adherence	NA	27
		4	In adherence	NA	28
DAY BROOK VILLAGE SENIOR LIVING	HOLYOKE	1	In adherence	NA	28

Each facility is subject to at least two infection control audits over the months of May and June 2020; facilities are audited more frequently if they (1) are found to be “Not in Adherence” or “In Adherence but Warrants Reinspection” in a given audit, (2) have historic infection control or quality issues, and/or (3) are randomly selected for an audit

* Facility refused entry of EOHHS employees or contractors, or did not fully cooperate or comply with an audit

Nursing Facility Audit Survey Results
 Audit Periods 1, 2, 3, & 4, Date of Audit through 6/26/2020

Facility Name	City/Town	Audit Period	Overall Audit Determination	Reason For Non Adherence	Score
DAY BROOK VILLAGE SENIOR LIVING	HOLYOKE	3	In adherence	NA	28
DEDHAM HEALTHCARE	DEDHAM	1	Not in adherence	Core Competencies	25
		2	Not in adherence	Core Competencies	24
		3	In adherence	NA	28
		4	In adherence	NA	27
DEN-MAR HEALTH AND REHABILITATION CENTER	ROCKPORT	1	Not in adherence	Core Competencies	26
		2	Not in adherence	Core Competencies	23
		3	In adherence	NA	28
DEXTER HOUSE HEALTHCARE	MALDEN	1	In adherence	NA	28
		2	In adherence	NA	28
		3	In adherence	NA	28
		4	In adherence	NA	28
DWYER HOME	WEYMOUTH	1	In adherence	NA	28
		2	In adherence	NA	25
EAST LONGMEADOW SKILLED NURSING CENTER	EAST LONGMEADOW	1	In adherence	NA	26
		2	In adherence	NA	28
EASTPOINTE REHAB CENTER	CHELSEA	1	Not in adherence	Core Competencies	25
		2	In adherence	NA	28
		4	In adherence	NA	28
ELAINE CENTER AT HADLEY	HADLEY	1	In adherence	NA	27
		3	In adherence	NA	28
ELIOT CENTER FOR HEALTH & REHABILITATION	NATICK	1	In adherence	NA	28
		2	In adherence	NA	27
		3	In adherence	NA	28
		4	In adherence	NA	28
ELIZABETH SETON	WELLESLEY	1	In adherence	NA	28
		3	In adherence	NA	27
ELLIS NURSING HOME (THE)	NORWOOD	1	Not in adherence	Core Competencies	23
		2	In adherence	NA	28
		4	In adherence	NA	28
FAIRHAVEN HEALTHCARE CENTER	LOWELL	1	Not in adherence	Core Competencies	26
		2	Not in adherence	Core Competencies	26
		3	In adherence	NA	28
FAIRVIEW COMMONS NURSING & REHABILITATION CENTER	GREAT BARRINGTON	1	In adherence	NA	28
		2	In adherence	NA	28

Each facility is subject to at least two infection control audits over the months of May and June 2020; facilities are audited more frequently if they (1) are found to be “Not in Adherence” or “In Adherence but Warrants Reinspection” in a given audit, (2) have historic infection control or quality issues, and/or (3) are randomly selected for an audit

* Facility refused entry of EOHHS employees or contractors, or did not fully cooperate or comply with an audit

Nursing Facility Audit Survey Results
 Audit Periods 1, 2, 3, & 4, Date of Audit through 6/26/2020

Facility Name	City/Town	Audit Period	Overall Audit Determination	Reason For Non Adherence	Score
FAIRVIEW COMMONS NURSING &REHABILITATION CENTER	GREAT BARRINGTON	3	In adherence	NA	26
		4	In adherence	NA	28
FALL RIVER HEALTHCARE	FALL RIVER	1	Not in adherence	Core Competencies	27
		2	Not in adherence	Core Competencies	26
		3	In adherence	NA	28
FALL RIVER JEWISH HOME, INC	FALL RIVER	1	In adherence	NA	26
		3	Not in adherence	Core Competencies	25
		4	In adherence	NA	27
FARREN CARE CENTER	MONTAGUE	1	In adherence	NA	28
		3	In adherence	NA	28
FITCHBURG HEALTHCARE	FITCHBURG	1	In adherence	NA	28
		3	In adherence	NA	28
FITCHBURG REHABILITATION AND NURSING CENTER	FITCHBURG	1	In adherence	NA	28
		2	In adherence	NA	28
		3	In adherence	NA	28
		4	In adherence	NA	27
GARDEN PLACE HEALTHCARE	ATTLEBORO	1	In adherence	NA	28
		2	In adherence	NA	28
		3	In adherence	NA	28
		4	In adherence	NA	28
GARDNER REHABILITATION AND NURSING CENTER	GARDNER	1	Not in adherence	Core Competencies	21
		2	In adherence	NA	28
		4	Not in adherence	Core Competencies	27
GERMAN CENTER FOR EXTENDED CARE	BOSTON	1	Not in adherence	Core Competencies	27
		2	In adherence	NA	28
		4	In adherence	NA	28
GLEN RIDGE NURSING CARE CENTER	MEDFORD	1	Not in adherence	Core Competencies	26
		2	In adherence	NA	28
		4	In adherence	NA	28
GLOUCESTER HEALTHCARE	GLOUCESTER	1	Not in adherence	Core Competencies	25
		2	In adherence	NA	28
		4	In adherence	NA	28
GOVERNORS CENTER	WESTFIELD	1	Not in adherence	Core Competencies	27
		2	In adherence	NA	28
		3	In adherence	NA	28

Each facility is subject to at least two infection control audits over the months of May and June 2020; facilities are audited more frequently if they (1) are found to be “Not in Adherence” or “In Adherence but Warrants Reinspection” in a given audit, (2) have historic infection control or quality issues, and/or (3) are randomly selected for an audit

* Facility refused entry of EOHHS employees or contractors, or did not fully cooperate or comply with an audit

Nursing Facility Audit Survey Results
Audit Periods 1, 2, 3, & 4, Date of Audit through 6/26/2020

Facility Name	City/Town	Audit Period	Overall Audit Determination	Reason For Non Adherence	Score
GOVERNORS CENTER	WESTFIELD	4	In adherence	NA	28
GREENWOOD NURSING & REHABILITATION CENTER	WAKEFIELD	1	In adherence	NA	27
		3	In adherence	NA	28
GUARDIAN CENTER (THE)	BROCKTON	1	Not in adherence	Core Competencies	20
		2	Not in adherence	Core Competencies	25
		3	In adherence	NA	28
HANCOCK PARK REHABILITATION AND NURSING CENTER	QUINCY	1	In adherence	NA	28
		3	In adherence	NA	28
HANNAH B G SHAW HOME FOR THE AGED	MIDDLEBOROUGH	1	In adherence	NA	27
		3	Not in adherence	Core Competencies	25
		4	In adherence	NA	28
HANNAH DUSTON HEALTHCARE CENTER	HAVERHILL	1	In adherence	NA	27
		3	Not in adherence	Core Competencies	25
		4	In adherence	NA	28
HARBOR HOUSE NURSING & REHABILITATION CENTER	HINGHAM	1	In adherence	NA	28
		3	In adherence	NA	28
HATHAWAY MANOR EXTENDED CARE	NEW BEDFORD	1	In adherence	NA	28
		3	Not in adherence	Core Competencies	26
		4	Not in adherence	Core Competencies	26
HATHORNE HILL	DANVERS	1	Not in adherence	Core Competencies	23
		2	In adherence	NA	27
		4	In adherence	NA	28
HEATHWOOD HEALTHCARE	NEWTON	1	In adherence	NA	28
		2	Not in adherence	Core Competencies	26
		3	In adherence	NA	28
		4	In adherence	NA	28
HELLENIC NURSING & REHABILITATION CENTER	CANTON	1	Not in adherence	Core Competencies	26
		2	Not in adherence	Core Competencies	26
		3	In adherence	NA	28
HERITAGE HALL EAST	AGAWAM	1	Not in adherence	Core Competencies	26
		2	In adherence	NA	26
		3	In adherence	NA	28
		4	In adherence	NA	28
HERITAGE HALL NORTH	AGAWAM	1	In adherence	NA	28
		2	In adherence	NA	28

Each facility is subject to at least two infection control audits over the months of May and June 2020; facilities are audited more frequently if they (1) are found to be “Not in Adherence” or “In Adherence but Warrants Reinspection” in a given audit, (2) have historic infection control or quality issues, and/or (3) are randomly selected for an audit

* Facility refused entry of EOHHS employees or contractors, or did not fully cooperate or comply with an audit

Nursing Facility Audit Survey Results
 Audit Periods 1, 2, 3, & 4, Date of Audit through 6/26/2020

Facility Name	City/Town	Audit Period	Overall Audit Determination	Reason For Non Adherence	Score
HERITAGE HALL NORTH	AGAWAM	3	In adherence	NA	28
		4	In adherence	NA	28
HERITAGE HALL SOUTH	AGAWAM	1	Not in adherence	Core Competencies	26
		2	In adherence	NA	28
		3	In adherence	NA	28
		4	In adherence	NA	28
HERITAGE HALL WEST	AGAWAM	1	Not in adherence	Core Competencies	24
		2	In adherence	NA	28
		4	In adherence	NA	28
HERMITAGE HEALTHCARE (THE)	WORCESTER	1	In adherence	NA	28
		2	Not in adherence	Core Competencies	24
		3	In adherence	NA	28
		4	In adherence	NA	28
HIGHLANDS, THE	FITCHBURG	1	Not in adherence	Core Competencies	26
		2	In adherence	NA	26
		4	In adherence	NA	28
HIGHVIEW OF NORTHAMPTON	NORTHAMPTON	1	In adherence	NA	27
		2	In adherence	NA	28
		3	Not in adherence	Core Competencies	27
		4	In adherence	NA	28
HILLCREST COMMONS NURSING &REHABILITATION CENTER	PITTSFIELD	1	In adherence	NA	28
		2	In adherence	NA	27
		3	In adherence	NA	28
		4	In adherence	NA	28
HOLDEN REHABILITATION &NURSING CENTER	HOLDEN	1	In adherence	NA	28
		2	In adherence	NA	28
		3	In adherence	NA	27
		4	In adherence	NA	28
HOLY TRINITY EASTERN ORTHODOX N &RCENTER	WORCESTER	1	In adherence	NA	28
		3	In adherence	NA	27
HOLYOKE HEALTHCARE CENTER	HOLYOKE	1	In adherence	NA	28
		2	In adherence	NA	28
HUNT NURSING &REHAB CENTER	DANVERS	1	Not in adherence	Core Competencies	24
		2	In adherence	NA	28
		4	In adherence	NA	28

Each facility is subject to at least two infection control audits over the months of May and June 2020; facilities are audited more frequently if they (1) are found to be “Not in Adherence” or “In Adherence but Warrants Reinspection” in a given audit, (2) have historic infection control or quality issues, and/or (3) are randomly selected for an audit

* Facility refused entry of EOHHS employees or contractors, or did not fully cooperate or comply with an audit

Nursing Facility Audit Survey Results
 Audit Periods 1, 2, 3, & 4, Date of Audit through 6/26/2020

Facility Name	City/Town	Audit Period	Overall Audit Determination	Reason For Non Adherence	Score
JEANNE JUGAN RESIDENCE	SOMERVILLE	1	In adherence	NA	25
		3	In adherence but warrants reinspe..	NA	23
		4	In adherence	NA	28
JEFFREY &SUSAN BRUDNICK CENTER FOR LIVING	PEABODY	1	In adherence	NA	28
		2	In adherence	NA	26
JESMOND NURSING HOME	NAHANT	1	Not in adherence	Core Competencies and Total Score	15
		2	In adherence	NA	28
		4	In adherence	NA	28
JEWISH HEALTHCARE CENTER	WORCESTER	1	In adherence	NA	28
		3	In adherence	NA	27
JML CARE CENTER INC	FALMOUTH	1	In adherence	NA	28
		2	Not in adherence	Core Competencies	27
		3	In adherence	NA	27
JOHN ADAMS HEALTHCARE CENTER	QUINCY	1	In adherence	NA	27
		3	In adherence	NA	28
JOHN SCOTT HOUSE NURSING &REHABILITATION CENTER	BRAINTREE	1	In adherence	NA	28
		3	In adherence	NA	28
JULIAN JLEVITT FAMILY NURSING HOME	LONGMEADOW	1	In adherence	NA	28
		2	In adherence	NA	28
		3	In adherence	NA	28
		4	In adherence	NA	28
KATZMAN FAMILY CENTER FOR LIVING	CHELSEA	1	In adherence	NA	28
		2	In adherence	NA	26
KEYSTONE CENTER	LEOMINSTER	1	In adherence	NA	28
		3	In adherence	NA	28
KIMBALL FARMS NURSING CARE CENTER	LENOX	1	Not in adherence	Core Competencies	24
		2	In adherence	NA	28
		4	In adherence	NA	28
KNOLLWOOD NURSING CENTER	WORCESTER	1	Not in adherence	Core Competencies	24
		2	In adherence	NA	28
		4	In adherence	NA	28
LAFAYETTE REHABILITATION &SKILLED NURSING FACILITY	MARBLEHEAD	1	Not in adherence	Core Competencies	25
		2	In adherence	NA	28
		4	In adherence	NA	28
LAKEVIEW HOUSE SKLD NRSG AND RESIDENTIAL CARE FAC	HAVERHILL	1	In adherence	NA	28

Each facility is subject to at least two infection control audits over the months of May and June 2020; facilities are audited more frequently if they (1) are found to be “Not in Adherence” or “In Adherence but Warrants Reinspection” in a given audit, (2) have historic infection control or quality issues, and/or (3) are randomly selected for an audit

* Facility refused entry of EOHHS employees or contractors, or did not fully cooperate or comply with an audit

Nursing Facility Audit Survey Results
 Audit Periods 1, 2, 3, & 4, Date of Audit through 6/26/2020

Facility Name	City/Town	Audit Period	Overall Audit Determination	Reason For Non Adherence	Score
LAKEVIEW HOUSE SKLD NRSG AND RESIDENTIAL CARE FAC	HAVERHILL	3	In adherence	NA	28
		1	In adherence	NA	28
		3	In adherence	NA	28
LANESSA EXTENDED CARE	WEBSTER	1	In adherence	NA	26
		3	In adherence	NA	27
		3	In adherence	NA	28
LAUREL RIDGE REHAB AND SKILLED CARE CENTER	BOSTON	1	In adherence	NA	28
		3	In adherence	NA	28
		3	In adherence	NA	28
LEDGEWOOD REHABILITATION &SKILLED NURSING CENTER	BEVERLY	1	In adherence	NA	26
		3	In adherence	NA	28
		3	In adherence	NA	28
LEE HEALTHCARE	LEE	1	Not in adherence	Core Competencies	28
		2	In adherence	NA	28
		3	In adherence	NA	28
		4	In adherence	NA	28
LEONARD FLORENCE CENTER FOR LIVING	CHELSEA	1	In adherence	NA	28
		2	In adherence	NA	28
LIBERTY COMMONS	CHATHAM	1	In adherence	NA	27
		3	In adherence	NA	28
LIFE CARE CENTER OF ACTON	ACTON	1	Not in adherence	Core Competencies	22
		2	In adherence	NA	27
		4	In adherence	NA	28
LIFE CARE CENTER OF ATTLEBORO	ATTLEBORO	1	Not in adherence	Core Competencies	27
		2	In adherence	NA	28
		4	Not in adherence	Core Competencies	27
LIFE CARE CENTER OF AUBURN	AUBURN	1	In adherence	NA	27
		2	In adherence	NA	28
LIFE CARE CENTER OF LEOMINSTER	LEOMINSTER	1	Not in adherence	Core Competencies	26
		2	In adherence	NA	27
		4	In adherence	NA	27
LIFE CARE CENTER OF MERRIMACK VALLEY	BILLERICA	1	Not in adherence	Core Competencies	21
		2	In adherence	NA	28
		3	In adherence	NA	28
		4	In adherence	NA	28
LIFE CARE CENTER OF NASHOBA VALLEY	LITTLETON	1	In adherence	NA	26
		3	In adherence	NA	28
LIFE CARE CENTER OF PLYMOUTH	PLYMOUTH	1	In adherence	NA	28
		3	In adherence	NA	28
LIFE CARE CENTER OF RAYNHAM	RAYNHAM	1	In adherence	NA	26

Each facility is subject to at least two infection control audits over the months of May and June 2020; facilities are audited more frequently if they (1) are found to be “Not in Adherence” or “In Adherence but Warrants Reinspection” in a given audit, (2) have historic infection control or quality issues, and/or (3) are randomly selected for an audit

* Facility refused entry of EOHHS employees or contractors, or did not fully cooperate or comply with an audit

Nursing Facility Audit Survey Results
 Audit Periods 1, 2, 3, & 4, Date of Audit through 6/26/2020

Facility Name	City/Town	Audit Period	Overall Audit Determination	Reason For Non Adherence	Score
LIFE CARE CENTER OF RAYNHAM	RAYNHAM	3	In adherence	NA	28
LIFE CARE CENTER OF STONEHAM	STONEHAM	1	Not in adherence	Core Competencies	26
		2	In adherence	NA	28
		4	In adherence	NA	27
LIFE CARE CENTER OF THE NORTH SHORE	LYNN	1	In adherence	NA	27
		3	In adherence	NA	28
LIFE CARE CENTER OF THE SOUTH SHORE	SCITUATE	1	In adherence	NA	28
		3	In adherence	NA	28
LIFE CARE CENTER OF WEST BRIDGEWATER	WEST BRIDGEWATER	1	Not in adherence	Core Competencies	26
		2	Not in adherence	Core Competencies	25
		3	In adherence	NA	28
LIFE CARE CENTER OF WILBRAHAM	WILBRAHAM	1	Not in adherence	Core Competencies	26
		2	In adherence	NA	27
		4	In adherence	NA	28
LIGHTHOUSE NURSING CARE CENTER	REVERE	1	In adherence	NA	27
		2	In adherence	NA	27
LINDA MANOR EXTENDED CARE FACILITY	LEEDS	1	In adherence	NA	28
		3	In adherence	NA	28
LINDEN PONDS	HINGHAM	1	In adherence	NA	26
		3	In adherence	NA	28
LONGMEADOW OF TAUNTON	TAUNTON	1	In adherence	NA	28
		3	In adherence	NA	28
LOOMIS LAKESIDE AT REEDS LANDING	SPRINGFIELD	1	Not in adherence	Core Competencies	24
		2	In adherence	NA	26
		4	In adherence	NA	28
LUTHERAN REHABILITATION & SKILLED CARE CENTER	WORCESTER	1	Not in adherence	Core Competencies	27
		2	In adherence	NA	28
		4	In adherence	NA	28
LYDIA TAFT HOUSE	UXBRIDGE	1	Not in adherence	Core Competencies	26
		2	In adherence	NA	27
		3	In adherence	NA	28
		4	In adherence	NA	28
M I NURSING & RESTORATIVE CENTER	LAWRENCE	1	Not in adherence	Core Competencies and Total Score	18
		2	In adherence	NA	28
		3	In adherence	NA	28

Each facility is subject to at least two infection control audits over the months of May and June 2020; facilities are audited more frequently if they (1) are found to be “Not in Adherence” or “In Adherence but Warrants Reinspection” in a given audit, (2) have historic infection control or quality issues, and/or (3) are randomly selected for an audit

* Facility refused entry of EOHHS employees or contractors, or did not fully cooperate or comply with an audit

Nursing Facility Audit Survey Results
 Audit Periods 1, 2, 3, & 4, Date of Audit through 6/26/2020

Facility Name	City/Town	Audit Period	Overall Audit Determination	Reason For Non Adherence	Score
M I NURSING & RESTORATIVE CENTER	LAWRENCE	4	Not in adherence	Core Competencies	27
MADONNA MANOR NURSING HOME	NORTH ATTLEBORO	1	In adherence	NA	27
		2	In adherence	NA	28
MAPLES REHABILITATION & NURSING CENTER	WRENTHAM	1	In adherence	NA	26
		2	Not in adherence	Core Competencies	27
		3	Not in adherence	Core Competencies	23
		4	In adherence	NA	28
MAPLEWOOD REHAB AND NURSING	AMESBURY	1	In adherence	NA	28
		2	Not in adherence	Core Competencies	27
		3	In adherence	NA	28
		4	Not in adherence	Core Competencies	26
MARIAN MANOR	BOSTON	1	Not in adherence	Core Competencies	27
		2	Not in adherence	Core Competencies	27
		3	In adherence	NA	27
		4	In adherence	NA	28
MARIAN MANOR OF TAUNTON	TAUNTON	1	In adherence	NA	27
		3	In adherence	NA	28
MARISTHILL NURSING & REHABILITATION CENTER	WALTHAM	1	Not in adherence	Core Competencies	22
		2	Not in adherence	Core Competencies	22
		3	In adherence	NA	28
MARLBOROUGH HILLS REHABILITATION & HLTH CARE CTR	MARLBOROUGH	1	Not in adherence	Core Competencies	26
		2	In adherence	NA	28
		3	In adherence	NA	27
		4	In adherence	NA	27
MARY ANN MORSE NURSING & REHABILITATION	NATICK	1	In adherence	NA	28
		2	Not in adherence	Core Competencies	23
		3	In adherence	NA	28
MARY'S MEADOW AT PROVIDENCE PLACE	HOLYOKE	1	In adherence	NA	28
		2	In adherence	NA	28
MASCONOMET HEALTHCARE CENTER	TOPSFIELD	1	Not in adherence	Core Competencies	24
		2	In adherence	NA	28
		3	In adherence	NA	28
		4	In adherence	NA	28
MATTAPAN HEALTH & REHABILITATION CENTER	BOSTON	1	Not in adherence	Core Competencies	26
		2	Not in adherence	Core Competencies	26

Each facility is subject to at least two infection control audits over the months of May and June 2020; facilities are audited more frequently if they (1) are found to be “Not in Adherence” or “In Adherence but Warrants Reinspection” in a given audit, (2) have historic infection control or quality issues, and/or (3) are randomly selected for an audit

* Facility refused entry of EOHHS employees or contractors, or did not fully cooperate or comply with an audit

Nursing Facility Audit Survey Results
 Audit Periods 1, 2, 3, & 4, Date of Audit through 6/26/2020

Facility Name	City/Town	Audit Period	Overall Audit Determination	Reason For Non Adherence	Score
MATTAPAN HEALTH &REHABILITATION CENTER	BOSTON	3	In adherence	NA	27
		4	In adherence	NA	28
MAYFLOWER PLACE NURSING &REHABILITATION CENTER	YARMOUTH	1	In adherence	NA	28
		3	In adherence	NA	28
MEADOW GREEN NURSING AND REHABILITATION CENTER	WALTHAM	1	In adherence	NA	28
		3	Not in adherence	Core Competencies	26
		4	In adherence	NA	28
MEADOWS OF CENTRAL MASSACHUSETTS (THE)	LEICESTER	1	Not in adherence	Core Competencies	22
		2	Not in adherence	Core Competencies	26
		3	In adherence	NA	28
MEDFORD REHABILITATION AND NURSING CENTER	MEDFORD	1	Not in adherence	Core Competencies	26
		2	In adherence	NA	26
		3	Not in adherence	Core Competencies	24
		4	In adherence	NA	28
MEDWAY COUNTRY MANOR SKILLED NURSING & REHABILITATION	MEDWAY	1	In adherence	NA	27
		3	In adherence	NA	27
MELROSE HEALTHCARE	MELROSE	1	Not in adherence	Core Competencies	23
		2	In adherence	NA	28
		4	In adherence	NA	28
MERRIMACK VALLEY HEALTH CENTER	AMESBURY	1	Not in adherence	Core Competencies	21
		2	Not in adherence	Core Competencies	26
		3	In adherence	NA	28
MILFORD CENTER	MILFORD	1	In adherence	NA	28
		3	In adherence	NA	28
MONT MARIE REHABILITATION & HEALTHCARE CENTER	HOLYOKE	1	Not in adherence	Core Competencies	25
		2	In adherence	NA	28
		4	In adherence	NA	28
MOUNT CARMEL CARE CENTER	LENOX	1	In adherence	NA	28
		3	Not in adherence	Core Competencies	26
		4	In adherence	NA	28
MOUNT SAINT VINCENT CARE CENTER	HOLYOKE	1	In adherence	NA	26
		3	In adherence	NA	27
MT GREYLOCK EXTENDED CARE FACILITY	PITTSFIELD	1	In adherence	NA	28
		2	In adherence	NA	28
NEMASKET HEALTHCARE CENTER	MIDDLEBOROUGH	1	In adherence	NA	25

Each facility is subject to at least two infection control audits over the months of May and June 2020; facilities are audited more frequently if they (1) are found to be “Not in Adherence” or “In Adherence but Warrants Reinspection” in a given audit, (2) have historic infection control or quality issues, and/or (3) are randomly selected for an audit

* Facility refused entry of EOHHS employees or contractors, or did not fully cooperate or comply with an audit

Nursing Facility Audit Survey Results
 Audit Periods 1, 2, 3, & 4, Date of Audit through 6/26/2020

Facility Name	City/Town	Audit Period	Overall Audit Determination	Reason For Non Adherence	Score
NEMASKET HEALTHCARE CENTER	MIDDLEBOROUGH	3	In adherence	NA	28
NEVILLE CENTER AT FRESH POND FOR NURSING & REHAB	CAMBRIDGE	1	In adherence	NA	28
		3	In adherence	NA	28
NEVINS NURSING & REHABILITATION CENTER	METHUEN	1	Not in adherence	Core Competencies	27
		2	Not in adherence	Core Competencies	27
		3	In adherence	NA	28
		4	Not in adherence	Core Competencies	27
NEW BEDFORD JEWISH CONVALESCENT HOME, INC	NEW BEDFORD	1	In adherence	NA	26
		2	Not in adherence	Core Competencies	25
		3	In adherence	NA	28
NEW ENGLAND HOMES FOR THE DEAF, INC	DANVERS	1	In adherence	NA	25
		2	In adherence	NA	28
NEW ENGLAND PEDIATRIC CARE	BILLERICA	1	In adherence	NA	25
		2	In adherence	NA	28
		3	In adherence	NA	28
		4	In adherence	NA	28
NEWTON WELLESLEY CENTER FOR ALZHEIMER'S CARE	WELLESLEY	1	In adherence	NA	27
		3	In adherence	NA	28
NORTH ADAMS COMMONS NURSING & REHABILITATION CENTER	NORTH ADAMS	1	In adherence	NA	28
		3	In adherence	NA	28
NORTH END REHABILITATION AND HEALTHCARE CENTER	BOSTON	1	In adherence	NA	28
		3	In adherence	NA	27
NORTHWOOD REHABILITATION & HEALTHCARE CENTER	LOWELL	1	Not in adherence	Core Competencies and Total Score	16
		2	Not in adherence	Core Competencies	26
		3	In adherence	NA	28
NORWOOD HEALTHCARE	NORWOOD	1	In adherence	NA	25
		2	In adherence	NA	27
		3	In adherence	NA	28
		4	In adherence	NA	28
NOTRE DAME LONG TERM CARE CENTER	WORCESTER	1	Not in adherence	Core Competencies	20
		2	In adherence	NA	28
		3	In adherence	NA	28
		4	In adherence	NA	28
OAK KNOLL HEALTHCARE CENTER	FRAMINGHAM	1	Not in adherence	Core Competencies	26
		2	In adherence	NA	28

Each facility is subject to at least two infection control audits over the months of May and June 2020; facilities are audited more frequently if they (1) are found to be “Not in Adherence” or “In Adherence but Warrants Reinspection” in a given audit, (2) have historic infection control or quality issues, and/or (3) are randomly selected for an audit

* Facility refused entry of EOHHS employees or contractors, or did not fully cooperate or comply with an audit

Nursing Facility Audit Survey Results
 Audit Periods 1, 2, 3, & 4, Date of Audit through 6/26/2020

Facility Name	City/Town	Audit Period	Overall Audit Determination	Reason For Non Adherence	Score
OAK KNOLL HEALTHCARE CENTER	FRAMINGHAM	4	In adherence	NA	28
OAKDALE REHABILITATION & SKILLED NURSING CENTER	WEST BOYLSTON	1	In adherence	NA	27
		2	In adherence	NA	28
OAKHILL HEALTHCARE	MIDDLEBOROUGH	1	In adherence	NA	28
		3	In adherence	NA	28
OAKS, THE	NEW BEDFORD	1	In adherence	NA	27
		2	In adherence	NA	28
ODD FELLOWS HOME OF MASSACHUSETTS	WORCESTER	1	Not in adherence	Core Competencies	26
		2	Not in adherence	Core Competencies	27
		3	In adherence	NA	28
		4	In adherence	NA	28
OUR ISLAND HOME	NANTUCKET	1	In adherence	NA	27
		3	In adherence	NA	28
OUR LADYS HAVEN OF FAIRHAVEN INC	FAIRHAVEN	1	Not in adherence	Core Competencies	25
		2	In adherence	NA	27
		4	In adherence	NA	28
OVERLOOK MASONIC HEALTH CENTER	CHARLTON	1	In adherence	NA	28
		3	In adherence	NA	27
OXFORD REHABILITATION & HEALTH CARE CENTER, THE	HAVERHILL	1	In adherence	NA	27
		2	Not in adherence	Core Competencies	23
		3	In adherence	NA	28
PALM SKILLED NRSING CR & CTR FOR REHAB EXCELLENCE	CHELMSFORD	1	Not in adherence	Core Competencies	25
		2	In adherence	NA	28
		4	In adherence	NA	28
PALMER HEALTHCARE CENTER	PALMER	1	In adherence	NA	28
		2	In adherence	NA	28
		3	In adherence	NA	28
		4	In adherence	NA	27
PARK AVENUE HEALTH CENTER	ARLINGTON	1	Not in adherence	Core Competencies	26
		2	In adherence	NA	27
		4	In adherence	NA	28
PARK PLACE REHABILITATION & SKILLED CARE CENTER	BOSTON	1	In adherence	NA	28
		2	In adherence	NA	28
PARKWAY HEALTH AND REHABILITATION CENTER	BOSTON	1	In adherence	NA	28
		2	In adherence	NA	28

Each facility is subject to at least two infection control audits over the months of May and June 2020; facilities are audited more frequently if they (1) are found to be “Not in Adherence” or “In Adherence but Warrants Reinspection” in a given audit, (2) have historic infection control or quality issues, and/or (3) are randomly selected for an audit

* Facility refused entry of EOHHS employees or contractors, or did not fully cooperate or comply with an audit

Nursing Facility Audit Survey Results
 Audit Periods 1, 2, 3, & 4, Date of Audit through 6/26/2020

Facility Name	City/Town	Audit Period	Overall Audit Determination	Reason For Non Adherence	Score
PARSONS HILL REHABILITATION &HEALTH CARE CENTER	WORCESTER	1	Not in adherence	Core Competencies	22
		2	In adherence	NA	27
		4	In adherence	NA	28
PAVILION , THE	BARNSTABLE	1	In adherence	NA	27
		3	Not in adherence	Core Competencies	27
		4	In adherence	NA	28
PENACOOK PLACE, INC	HAVERHILL	1	Not in adherence	Core Competencies	23
		2	Not in adherence	Core Competencies	21
		3	In adherence	NA	28
PHILLIPS MANOR NURSING HOME	LYNN	1	Not in adherence	Core Competencies	23
		2	In adherence	NA	26
		4	In adherence	NA	28
PILGRIM REHABILITATION &SKILLED NURSING CENTER	PEABODY	1	In adherence	NA	27
		2	In adherence	NA	28
PINE KNOLL NURSING CENTER	LEXINGTON	1	In adherence	NA	27
		3	Not in adherence	Core Competencies	24
		4	In adherence	NA	28
PLEASANT BAY OF BREWSTER REHAB CENTER	BREWSTER	1	In adherence	NA	28
		2	In adherence	NA	28
		3	In adherence	NA	28
		4	In adherence	NA	28
PLYMOUTH HARBORSIDE HEALTHCARE	PLYMOUTH	1	In adherence	NA	27
		3	In adherence	NA	28
PLYMOUTH REHABILITATION &HEALTH CARE CENTER	PLYMOUTH	1	In adherence	NA	26
		3	In adherence	NA	28
POET'S SEAT HEALTH CARE CENTER	GREENFIELD	1	In adherence	NA	28
		3	In adherence	NA	27
POPE NURSING HOME	WEYMOUTH	1	In adherence	NA	25
		2	In adherence	NA	24
		3	In adherence	NA	27
		4	In adherence	NA	28
PORT HEALTHCARE CENTER	NEWBURYPORT	1	In adherence	NA	27
		2	In adherence	NA	28
PRESCOTT HOUSE	NORTH ANDOVER	1	In adherence	NA	28
		3	In adherence	NA	28

Each facility is subject to at least two infection control audits over the months of May and June 2020; facilities are audited more frequently if they (1) are found to be “Not in Adherence” or “In Adherence but Warrants Reinspection” in a given audit, (2) have historic infection control or quality issues, and/or (3) are randomly selected for an audit

* Facility refused entry of EOHHS employees or contractors, or did not fully cooperate or comply with an audit

Nursing Facility Audit Survey Results
 Audit Periods 1, 2, 3, & 4, Date of Audit through 6/26/2020

Facility Name	City/Town	Audit Period	Overall Audit Determination	Reason For Non Adherence	Score
PRESENTATION REHAB AND SKILLED CARE CENTER	BOSTON	1	Not in adherence	Core Competencies	25
		2	Not in adherence	Core Competencies	27
		3	Not in adherence	Core Competencies	26
		4	In adherence	NA	28
QUABBIN VALLEY HEALTHCARE	ATHOL	1	In adherence	NA	28
		2	In adherence	NA	28
QUABOAG REHABILITATION & SKILLED CARE FACILITY	WEST BROOKFIELD	1	In adherence	NA	28
		3	In adherence	NA	28
QUEEN ANNE NURSING HOME, INC	HINGHAM	1	In adherence	NA	28
		3	In adherence	NA	28
QUINCY HEALTH AND REHABILITATION CENTER LLC	QUINCY	1	In adherence	NA	28
		3	In adherence	NA	28
REHABILITATION & NURSING CENTER AT EVERETT (THE)	EVERETT	1	Not in adherence	Core Competencies	25
		2	In adherence	NA	28
		3	In adherence	NA	28
		4	In adherence	NA	28
RESERVOIR CENTER FOR HEALTH & REHABILITATION, THE	MARLBOROUGH	1	Not in adherence	Core Competencies	26
		2	In adherence	NA	28
		4	In adherence	NA	27
REVOLUTION CHARLWELL	NORWOOD	1	Not in adherence	Core Competencies	24
		2	In adherence	NA	27
		4	Not in adherence	Core Competencies	25
REVOLUTION KIMWELL	FALL RIVER	1	Not in adherence	Core Competencies	25
		2	In adherence	NA	27
		4	In adherence	NA	25
RIVER TERRACE REHABILITATION AND HEALTHCARE CTR	LANCASTER	1	In adherence	NA	28
		2	In adherence	NA	28
RIVERBEND OF SOUTH NATICK	NATICK	1	In adherence	NA	28
		3	In adherence	NA	28
RIVERCREST LONG TERM CARE	CONCORD	1	Not in adherence	Core Competencies	25
		2	In adherence	NA	28
		4	In adherence	NA	28
ROYAL AT WAYLAND REHABILITATION & NURSING CENTER	WAYLAND	1	In adherence	NA	28
		3	In adherence	NA	27
ROYAL BRAINTREE NURSING AND REHABILITATION CENTER	BRAINTREE	1	In adherence	NA	27

Each facility is subject to at least two infection control audits over the months of May and June 2020; facilities are audited more frequently if they (1) are found to be “Not in Adherence” or “In Adherence but Warrants Reinspection” in a given audit, (2) have historic infection control or quality issues, and/or (3) are randomly selected for an audit

* Facility refused entry of EOHHS employees or contractors, or did not fully cooperate or comply with an audit

Nursing Facility Audit Survey Results
 Audit Periods 1, 2, 3, & 4, Date of Audit through 6/26/2020

Facility Name	City/Town	Audit Period	Overall Audit Determination	Reason For Non Adherence	Score
ROYAL BRAINTREE NURSING AND REHABILITATION CENTER	BRAINTREE	3	In adherence	NA	28
ROYAL CAPE COD NURSING &REHABILITATION CENTER	BOURNE	1	In adherence	NA	27
		3	In adherence	NA	27
ROYAL MEADOW VIEW CENTER	NORTH READING	1	In adherence	NA	26
		2	In adherence	NA	27
		3	In adherence	NA	28
		4	In adherence	NA	28
ROYAL MEGANSETT NURSING &REHABILITATION	FALMOUTH	1	In adherence	NA	28
		3	In adherence	NA	28
ROYAL NORWELL NURSING &REHABILITATION CENTER LLC	NORWELL	1	In adherence	NA	27
		3	In adherence	NA	27
ROYAL NURSING CENTER, LLC	FALMOUTH	1	Not in adherence	Core Competencies	26
		2	Not in adherence	Core Competencies	26
		3	In adherence	NA	26
ROYAL OF COTUIT	MASHPEE	1	In adherence	NA	26
		3	In adherence	NA	27
ROYAL OF FAIRHAVEN NURSING CENTER	FAIRHAVEN	1	In adherence	NA	28
		2	In adherence	NA	26
ROYAL WOOD MILL CENTER	LAWRENCE	1	Not in adherence	Core Competencies	24
		2	In adherence	NA	28
		4	Not in adherence	Core Competencies	25
SACHEM CENTER FOR HEALTH &REHABILITATION	EAST BRIDGEWATER	1	In adherence	NA	26
		2	In adherence	NA	28
		3	In adherence	NA	27
		4	In adherence	NA	28
SACRED HEART NURSING HOME	NEW BEDFORD	1	In adherence	NA	27
		2	In adherence	NA	28
SALEM REHAB CENTER	SALEM	1	In adherence	NA	28
		2	In adherence	NA	28
		3	In adherence	NA	28
		4	Not in adherence	Core Competencies	27
SANCTA MARIA NURSING FACILITY	CAMBRIDGE	1	In adherence	NA	28
		3	In adherence	NA	28
SARAH BRAYTON NURSING CARE CTR	FALL RIVER	1	In adherence	NA	28
		3	Not in adherence	Core Competencies	25

Each facility is subject to at least two infection control audits over the months of May and June 2020; facilities are audited more frequently if they (1) are found to be “Not in Adherence” or “In Adherence but Warrants Reinspection” in a given audit, (2) have historic infection control or quality issues, and/or (3) are randomly selected for an audit

* Facility refused entry of EOHHS employees or contractors, or did not fully cooperate or comply with an audit

Nursing Facility Audit Survey Results
 Audit Periods 1, 2, 3, & 4, Date of Audit through 6/26/2020

Facility Name	City/Town	Audit Period	Overall Audit Determination	Reason For Non Adherence	Score
SARAH BRAYTON NURSING CARE CTR	FALL RIVER	4	In adherence	NA	28
SAUGUS REHAB AND NURSING	SAUGUS	1	Not in adherence	Core Competencies	21
		2	In adherence	NA	25
		4	In adherence	NA	26
SAVOY NURSING & REHAB CTR	NEW BEDFORD	1	In adherence	NA	25
		2	In adherence	NA	27
		3	In adherence	NA	27
		4	In adherence	NA	27
SEA VIEW CONVALESCENT AND NURSING HOME*	ROWLEY	1	Not in adherence	Core Competencies	25
SEACOAST NURSING & REHABILITATION CENTER INC	GLOUCESTER	1	In adherence	NA	27
		3	In adherence	NA	28
SERENITY HILL NURSING CENTER	WRENTHAM	1	In adherence	NA	27
		2	In adherence	NA	27
SEVEN HILLS PEDIATRIC CENTER	GROTON	1	In adherence	NA	28
		3	In adherence	NA	28
SHERRILL HOUSE	BOSTON	1	In adherence	NA	28
		3	In adherence	NA	28
SHREWSBURY NURSING & REHABILITATION CENTER	SHREWSBURY	1	Not in adherence	Core Competencies	21
		2	In adherence	NA	27
		4	In adherence	NA	28
SIPPICAN HEALTHCARE CENTER	MARION	1	In adherence	NA	27
		3	In adherence	NA	28
SIXTEEN ACRES HEALTHCARE CENTER	SPRINGFIELD	1	In adherence	NA	27
		2	In adherence	NA	28
SKILLED NURSING FACILITY AT NORTH HILL (THE)	NEEDHAM	1	In adherence	NA	28
		3	In adherence	NA	28
SOMERSET RIDGE CENTER	SOMERSET	1	In adherence	NA	28
		2	In adherence	NA	28
SOUTH COVE MANOR NURSING & REHABILITATION CENTER	QUINCY	1	In adherence	NA	28
		2	In adherence	NA	28
		3	In adherence	NA	28
		4	In adherence	NA	28
SOUTH DENNIS HEALTHCARE	DENNIS	1	Not in adherence	Core Competencies	25
		2	Not in adherence	Core Competencies	25
		3	In adherence	NA	27

Each facility is subject to at least two infection control audits over the months of May and June 2020; facilities are audited more frequently if they (1) are found to be “Not in Adherence” or “In Adherence but Warrants Reinspection” in a given audit, (2) have historic infection control or quality issues, and/or (3) are randomly selected for an audit

* Facility refused entry of EOHHS employees or contractors, or did not fully cooperate or comply with an audit

Nursing Facility Audit Survey Results
Audit Periods 1, 2, 3, & 4, Date of Audit through 6/26/2020

Facility Name	City/Town	Audit Period	Overall Audit Determination	Reason For Non Adherence	Score
SOUTH DENNIS HEALTHCARE	DENNIS	4	In adherence	NA	28
SOUTHBRIDGE REHABILITATION & HEALTH CARE CENTER	SOUTHBRIDGE	1	Not in adherence	Core Competencies	27
		2	In adherence	NA	28
		4	In adherence	NA	28
SOUTHEAST HEALTH CARE CENTER	EASTON	1	Not in adherence	Core Competencies	27
		2	In adherence	NA	28
		4	In adherence	NA	28
SOUTHPOINTE REHAB CENTER	FALL RIVER	1	In adherence	NA	28
		3	In adherence	NA	28
SOUTHSHORE HEALTH CARE CENTER	ROCKLAND	1	In adherence	NA	27
		3	In adherence	NA	28
SOUTHWOOD AT NORWELL NURSING CTR	NORWELL	1	In adherence	NA	25
		3	In adherence	NA	27
SPAULDING NURSING & THERAPY CENTER - BRIGHTON	BOSTON	1	In adherence	NA	27
		3	In adherence	NA	28
SPRINGSIDE REHABILITATION AND SKILLED CARE CENTER	PITTSFIELD	1	In adherence	NA	28
		3	In adherence	NA	28
ST CAMILLUS HEALTH CENTER	NORTHBRIDGE	1	Not in adherence	Core Competencies	27
		2	In adherence	NA	28
		4	In adherence	NA	28
ST FRANCIS REHABILITATION & NURSING CENTER	WORCESTER	1	Not in adherence	Core Competencies	27
		2	In adherence	NA	27
		4	Not in adherence	Core Competencies	27
ST JOSEPH MANOR HEALTH CARE INC	BROCKTON	1	In adherence	NA	27
		3	In adherence	NA	28
ST JOSEPH REHAB & NURSING CARE CENTER	BOSTON	1	In adherence	NA	27
		3	Not in adherence	Core Competencies	24
		4	In adherence	NA	27
ST MARY HEALTH CARE CENTER	WORCESTER	1	In adherence	NA	28
		3	In adherence	NA	28
ST PATRICK'S MANOR	FRAMINGHAM	1	Not in adherence	Core Competencies	25
		2	In adherence	NA	26
		3	In adherence	NA	27
		4	In adherence	NA	27
STERLING VILLAGE	STERLING	1	In adherence	NA	27

Each facility is subject to at least two infection control audits over the months of May and June 2020; facilities are audited more frequently if they (1) are found to be "Not in Adherence" or "In Adherence but Warrants Reinspection" in a given audit, (2) have historic infection control or quality issues, and/or (3) are randomly selected for an audit

* Facility refused entry of EOHHS employees or contractors, or did not fully cooperate or comply with an audit

Nursing Facility Audit Survey Results
 Audit Periods 1, 2, 3, & 4, Date of Audit through 6/26/2020

Facility Name	City/Town	Audit Period	Overall Audit Determination	Reason For Non Adherence	Score
STERLING VILLAGE	STERLING	2	Not in adherence	Core Competencies	25
		3	In adherence	NA	27
STONE REHABILITATION AND SENIOR LIVING	NEWTON	1	In adherence	NA	28
		2	In adherence	NA	28
		3	In adherence	NA	28
		4	In adherence	NA	27
STONEHEDGE HEALTH CARE CENTER	BOSTON	1	In adherence	NA	28
		2	In adherence	NA	28
		3	In adherence	NA	28
		4	In adherence	NA	28
SUDBURY PINES EXTENDED CARE	SUDBURY	1	In adherence	NA	27
		3	Not in adherence	Core Competencies	26
		4	Not in adherence	Core Competencies	26
SUNNY ACRES NURSING HOME	CHELMSFORD	1	Not in adherence	Core Competencies	25
		2	In adherence	NA	28
		3	In adherence	NA	28
		4	In adherence	NA	28
SUTTON HILL CENTER	NORTH ANDOVER	1	Not in adherence	Core Competencies	25
		2	In adherence	NA	28
		4	In adherence	NA	27
SWEET BROOK OF WILLIAMSTOWN REHABILITATION &N CTR	WILLIAMSTOWN	1	In adherence	NA	28
		2	In adherence	NA	28
		3	In adherence	NA	27
		4	In adherence	NA	27
THOMAS UPHAM HOUSE	MEDFIELD	1	In adherence	NA	28
		2	In adherence	NA	28
TIMBERLYN HEIGHTS NURSING AND REHABILITATION	GREAT BARRINGTON	1	In adherence	NA	28
		2	In adherence	NA	28
TIMOTHY DANIELS HOUSE	HOLLISTON	1	In adherence	NA	28
		3	In adherence	NA	28
TOWN AND COUNTRY HEALTH CARE CENTER	LOWELL	1	Not in adherence	Core Competencies and Total Score	18
		2	In adherence but warrants reinspe..	NA	23
		3	Not in adherence	Core Competencies	22
		4	Not in adherence	Core Competencies	24
TREMONT HEALTH CARE CENTER	WAREHAM	1	Not in adherence	Core Competencies	25

Each facility is subject to at least two infection control audits over the months of May and June 2020; facilities are audited more frequently if they (1) are found to be “Not in Adherence” or “In Adherence but Warrants Reinspection” in a given audit, (2) have historic infection control or quality issues, and/or (3) are randomly selected for an audit

* Facility refused entry of EOHHS employees or contractors, or did not fully cooperate or comply with an audit

Nursing Facility Audit Survey Results
 Audit Periods 1, 2, 3, & 4, Date of Audit through 6/26/2020

Facility Name	City/Town	Audit Period	Overall Audit Determination	Reason For Non Adherence	Score
TREMONT HEALTH CARE CENTER	WAREHAM	2	In adherence	NA	28
		3	In adherence	NA	26
		4	In adherence	NA	27
TWIN OAKS REHAB AND NURSING	DANVERS	1	Not in adherence	Core Competencies and Total Score	19
		2	In adherence	NA	28
		4	In adherence	NA	28
VERO HEALTH & REHAB OF HAMPDEN	HAMPDEN	1	In adherence	NA	28
		2	In adherence	NA	25
VERO HEALTH & REHAB OF SOUTH HADLEY	SOUTH HADLEY	1	In adherence	NA	28
		2	In adherence	NA	26
VERO HEALTH & REHAB OF WILBRAHAM	WILBRAHAM	1	In adherence	NA	26
		3	In adherence	NA	28
VICTORIA HAVEN NURSING FACILITY	NORWOOD	1	In adherence	NA	27
		2	Not in adherence	Core Competencies	25
		3	In adherence	NA	27
WACHUSETT MANOR	GARDNER	1	Not in adherence	Core Competencies	27
		2	In adherence	NA	28
		4	In adherence	NA	27
WAKEFIELD CENTER	WAKEFIELD	1	In adherence	NA	28
		2	In adherence	NA	27
		3	In adherence	NA	28
		4	In adherence	NA	28
WALPOLE HEALTHCARE	WALPOLE	1	In adherence	NA	27
		3	In adherence	NA	28
WAREHAM HEALTHCARE	WAREHAM	1	In adherence	NA	26
		2	In adherence	NA	27
		3	In adherence	NA	27
		4	Not in adherence	Core Competencies	24
WATERTOWN HEALTH CENTER	WATERTOWN	1	In adherence	NA	25
		2	In adherence	NA	26
		3	In adherence	NA	28
		4	In adherence	NA	28
WATERVIEW LODGE LLC, REHABILITATION & HEALTHCARE	ASHLAND	1	Not in adherence	Core Competencies	21
		2	Not in adherence	Core Competencies	24
		3	In adherence	NA	28

Each facility is subject to at least two infection control audits over the months of May and June 2020; facilities are audited more frequently if they (1) are found to be “Not in Adherence” or “In Adherence but Warrants Reinspection” in a given audit, (2) have historic infection control or quality issues, and/or (3) are randomly selected for an audit

* Facility refused entry of EOHHS employees or contractors, or did not fully cooperate or comply with an audit

Nursing Facility Audit Survey Results
 Audit Periods 1, 2, 3, & 4, Date of Audit through 6/26/2020

Facility Name	City/Town	Audit Period	Overall Audit Determination	Reason For Non Adherence	Score
WEBSTER MANOR REHABILITATION &HEALTH CARECENTER	WEBSTER	1	In adherence	NA	28
		3	In adherence	NA	28
WEBSTER PARK REHABILITATION AND HEALTHCARE CENTER	ROCKLAND	1	In adherence	NA	27
		3	In adherence	NA	28
WEDGEMERE HEALTHCARE	TAUNTON	1	In adherence	NA	25
		3	In adherence	NA	28
WEST NEWTON HEALTHCARE	NEWTON	1	Not in adherence	Core Competencies	25
		2	In adherence	NA	27
		4	In adherence	NA	27
WEST REVERE HEALTH CENTER	REVERE	1	Not in adherence	Core Competencies	24
		2	Not in adherence	Core Competencies	22
		3	In adherence	NA	28
WEST ROXBURY HEALTH &REHABILITATION CENTER	BOSTON	1	Not in adherence	Core Competencies	26
		2	In adherence	NA	27
		4	In adherence	NA	28
WEST SIDE HOUSE LTC FACILITY	WORCESTER	1	Not in adherence	Core Competencies and Total Score	18
		2	In adherence	NA	25
		3	In adherence	NA	27
		4	In adherence	NA	28
WESTBOROUGH HEALTHCARE	WESTBOROUGH	1	Not in adherence	Core Competencies	24
		2	In adherence	NA	28
		3	In adherence	NA	28
		4	In adherence	NA	28
WESTFIELD CENTER	WESTFIELD	1	In adherence	NA	27
		3	In adherence	NA	28
WESTFIELD GARDENS NURSING AND REHAB	WESTFIELD	1	Not in adherence	Core Competencies	23
		2	In adherence	NA	27
		3	In adherence	NA	27
		4	In adherence	NA	28
WESTFORD HOUSE	WESTFORD	1	In adherence	NA	27
		2	In adherence	NA	28
		4	In adherence	NA	28
WHITTIER BRADFORD TRANSITIONAL CARE UNIT	HAVERHILL	1	In adherence	NA	28
		3	In adherence	NA	28
WHITTIER WESTBOROUGH TRANSITIONAL CARE UNIT	WESTBOROUGH	1	In adherence	NA	26

Each facility is subject to at least two infection control audits over the months of May and June 2020; facilities are audited more frequently if they (1) are found to be “Not in Adherence” or “In Adherence but Warrants Reinspection” in a given audit, (2) have historic infection control or quality issues, and/or (3) are randomly selected for an audit

* Facility refused entry of EOHHS employees or contractors, or did not fully cooperate or comply with an audit

Nursing Facility Audit Survey Results
Audit Periods 1, 2, 3, & 4, Date of Audit through 6/26/2020

Facility Name	City/Town	Audit Period	Overall Audit Determination	Reason For Non Adherence	Score
WHITTIER WESTBOROUGH TRANSITIONAL CARE UNIT	WESTBOROUGH	2	Not in adherence	Core Competencies	27
		3	In adherence	NA	28
WILLIAMSTOWN COMMONS NURSING & REHAB	WILLIAMSTOWN	1	Not in adherence	Core Competencies	27
		2	In adherence	NA	28
		4	In adherence	NA	28
WILLIMANSETT CENTER EAST	CHICOPEE	1	In adherence	NA	27
		3	In adherence	NA	28
WILLIMANSETT CENTER WEST	CHICOPEE	1	In adherence	NA	27
		2	In adherence	NA	28
		3	In adherence	NA	28
		4	In adherence	NA	28
WILLOW MANOR	LOWELL	1	Not in adherence	Core Competencies	26
		2	In adherence	NA	27
		4	In adherence	NA	27
WILMINGTON REHAB CENTER	WILMINGTON	1	In adherence	NA	28
		2	In adherence	NA	27
		3	In adherence	NA	28
		4	In adherence	NA	28
WINCHESTER NURSING CENTER, INC	WINCHESTER	1	In adherence	NA	28
		3	In adherence	NA	28
WINDEMERE NURSING & REHAB CTR ON MARTHAS VINEYARD	OAK BLUFFS	1	In adherence	NA	26
		3	In adherence	NA	28
WINDSOR NURSING & RETIREMENT HOME	YARMOUTH	1	Not in adherence	Core Competencies	25
		2	In adherence	NA	28
		4	In adherence	NA	27
WINGATE AT CHESTNUT HILL	BROOKLINE	1	In adherence	NA	28
		3	In adherence	NA	28
WINGATE AT HARWICH	HARWICH	1	In adherence	NA	27
		3	Not in adherence	Core Competencies	26
		4	In adherence	NA	28
WINGATE AT HAVERHILL	HAVERHILL	1	Not in adherence	Core Competencies and Total Score	17
		2	Not in adherence	Core Competencies	27
		3	In adherence	NA	28
WINGATE AT NEEDHAM	NEEDHAM	1	Not in adherence	Core Competencies	23
		2	Not in adherence	Core Competencies	25

Each facility is subject to at least two infection control audits over the months of May and June 2020; facilities are audited more frequently if they (1) are found to be “Not in Adherence” or “In Adherence but Warrants Reinspection” in a given audit, (2) have historic infection control or quality issues, and/or (3) are randomly selected for an audit

* Facility refused entry of EOHHS employees or contractors, or did not fully cooperate or comply with an audit

Nursing Facility Audit Survey Results
 Audit Periods 1, 2, 3, & 4, Date of Audit through 6/26/2020

Facility Name	City/Town	Audit Period	Overall Audit Determination	Reason For Non Adherence	Score
WINGATE AT NEEDHAM	NEEDHAM	3	In adherence	NA	28
		4	In adherence	NA	27
WINGATE AT NORTON	NORTON	1	In adherence	NA	28
		2	In adherence	NA	28
WINGATE AT SHARON	SHARON	1	Not in adherence	Core Competencies	23
		2	In adherence	NA	28
		4	In adherence	NA	28
WINGATE AT SILVER LAKE	KINGSTON	1	In adherence	NA	27
		2	Not in adherence	Core Competencies	26
		3	In adherence	NA	28
WINGATE AT WESTON	WESTON	1	Not in adherence	Core Competencies and Total Score	15
		2	Not in adherence	Core Competencies	26
		3	In adherence	NA	28
		4	In adherence	NA	28
WOBURN NURSING CENTER, INC	WOBURN	1	Not in adherence	Core Competencies and Total Score	17
		2	Not in adherence	Core Competencies	23
		3	In adherence	NA	27
WORCESTER HEALTH CENTER	WORCESTER	1	Not in adherence	Core Competencies and Total Score	18
		2	In adherence	NA	27
		3	In adherence	NA	28
		4	In adherence	NA	28
WORCESTER REHABILITATION & HEALTH CARE CENTER	WORCESTER	1	Not in adherence	Core Competencies	25
		2	In adherence	NA	28
		3	In adherence	NA	28
		4	In adherence	NA	28

Each facility is subject to at least two infection control audits over the months of May and June 2020; facilities are audited more frequently if they (1) are found to be “Not in Adherence” or “In Adherence but Warrants Reinspection” in a given audit, (2) have historic infection control or quality issues, and/or (3) are randomly selected for an audit

* Facility refused entry of EOHHS employees or contractors, or did not fully cooperate or comply with an audit



Massachusetts Department of Public Health COVID-19 Dashboard - Wednesday, July 15, 2020

COVID Cases in Assisted Living Residences (1/5)

Data collected as of 7/15/2020 8:00am

Facility	County	Maximum Capacity	Number of Confirmed Cases*
▲			
Adelaide of Newton Centre	Middlesex County	61	1-10
All American Assisted Living at Hanson	Plymouth County	96	>30
All American Assisted Living at Raynham	Bristol County	112	1-10
All American Assisted Living at Wareham	Plymouth County	112	1-10
All American Assisted Living at Wrentham	Norfolk County	122	11-30
Allerton House at Central Park	Norfolk County	109	0
Allerton House at Harbor Park	Plymouth County	78	1-10
Allerton House at Proprietors Green	Plymouth County	110	1-10
Allerton House at The Village at Duxbury	Plymouth County	36	11-30
American Inn at Sawmill Park	Hampden County	18	0
Armbrook Assisted Living	Hampden County	84	>30
Artis Senior Living of Lexington	Middlesex County	72	0
Artis Senior Living of Reading	Middlesex County	64	1-10
Ashland Farms at North Andover	Essex County	101	1-10
Assisted Living Center of Salisbury	Essex County	30	0
Atria Draper Place	Worcester County	70	1-10
Atria Fairhaven	Bristol County	91	11-30
Atria Longmeadow Place	Middlesex County	114	11-30
Atria Maplewood Place	Middlesex County	105	1-10
Atria Marina Place	Norfolk County	130	1-10
Atria Marland Place	Essex County	136	1-10
Atria Merrimack Place	Essex County	139	11-30
Atria Woodbriar Park	Barnstable County	108	0
Atria Woodbriar Place	Barnstable County	149	1-10
Atrium at Cardinal Drive	Hampden County	56	0
Atrium at Drum Hill	Middlesex County	56	0
Atrium at Faxon Woods	Norfolk County	60	11-30
Atrium at Veronica Drive	Essex County	62	11-30
Autumn Glen at Dartmouth	Bristol County	87	11-30
Avita of Needham	Norfolk County	70	11-30

Facility	County	Maximum Capacity	Number of Confirmed Cases*
▲			
Avita of Newburyport	Essex County	76	0
Bayberry at Emerald Court	Middlesex County	119	1-10
Benchmark Senior Living at Clapboardtree	Norfolk County	115	11-30
Benchmark Senior Living at Forge Hill	Norfolk County	109	1-10
Benchmark Senior Living at Robbins Brook	Middlesex County	89	11-30
Benchmark Senior Living at The Commons in Lincoln	Middlesex County	81	11-30
Benchmark Senior Living at Woburn	Middlesex County	97	11-30
Bertram House of Swampscott	Essex County	70	1-10
Bethany Homes - Merrivista	Essex County	33	0
Billerica Crossings	Middlesex County	78	1-10
Blaire House at Tewksbury Assisted Living	Middlesex County	35	1-10
Blaire House of Milford	Worcester County	50	1-10
Bridges by EPOCH at Andover	Essex County	72	1-10
Bridges by EPOCH at Hingham	Plymouth County	54	1-10
Bridges by EPOCH at Mashpee	Barnstable County	60	0
Bridges by EPOCH at Pembroke	Plymouth County	54	11-30
Bridges by EPOCH at Sudbury	Middlesex County	54	>30
Bridges by EPOCH at Westford	Middlesex County	56	11-30
Bridges by EPOCH at Westwood	Norfolk County	72	11-30
Brigham House	Middlesex County	62	1-10
Brightview Arlington	Middlesex County	93	11-30
Brightview Canton	Norfolk County	69	11-30
Brightview Concord River	Middlesex County	93	1-10
Brightview Danvers	Essex County	84	11-30
Brightview of North Andover	Essex County	123	>30
Brightview Wakefield	Middlesex County	117	1-10
Broadview	Worcester County	63	11-30
Brookdale Attleboro	Bristol County	151	1-10
Brookdale Cape Cod	Barnstable County	118	11-30
Brookdale Cushing Park	Middlesex County	116	11-30

Data Source: Self-Reported Data from ALRs to Office of Elder Affairs; * Includes staff and residents; Note: This list includes all Assisted Living Residences and their reported COVID-19 cases to date (staff and residents). The number of cases for a facility relies on the amount of testing conducted; facilities not included on this may have COVID-19 cases that have not yet been identified. Some facilities have tested some or all residents only; some have also tested staff. A low number of cases may reflect that not all residents and staff have not been tested, not necessarily low prevalence



Massachusetts Department of Public Health COVID-19 Dashboard - Wednesday, July 15, 2020

COVID Cases in Assisted Living Residences (2/5)

Data collected as of 7/15/2020 8:00am

Facility	County	Maximum Capacity	Number of Confirmed Cases*
▲			
Brookdale Eddy Pond East	Worcester County	80	1-10
Brookdale Eddy Pond West	Worcester County	111	1-10
Brookdale Quincy Bay	Norfolk County	150	1-10
Brookside at Regency	Barnstable County	31	0
Cadbury Commons	Middlesex County	80	> 30
Cambridge Homes	Middlesex County	44	1-10
Cape Cod Senior Residences at Pocasset	Barnstable County	60	11-30
Carmel Terrace	Middlesex County	76	1-10
Carriage House at Lee's Farm	Middlesex County	63	11-30
Chelmsford Crossings	Middlesex County	74	0
Chestnut Knoll at Glenmeadow	Hampden County	34	1-10
Chestnut Park at Cleveland Circle	Suffolk County	88	11-30
Christopher Heights of Attleboro	Bristol County	81	11-30
Christopher Heights of Belchertown	Hampshire County	95	1-10
Christopher Heights of Marlborough	Middlesex County	95	1-10
Christopher Heights of Northampton	Hampshire County	97	0
Christopher Heights of Webster	Worcester County	83	0
Christopher Heights of Worcester	Worcester County	80	11-30
Clifton Assisted Living Community	Bristol County	66	1-10
Cohen Florence Levine Estates	Suffolk County	69	1-10
Coleman House	Worcester County	22	1-10
Compass on the Bay	Suffolk County	55	> 30
Concord Park	Middlesex County	86	1-10
Connemara Senior Living Campello	Plymouth County	109	1-10
Corcoran House	Worcester County	42	0
Cornerstone at Canton	Norfolk County	92	11-30
Cornerstone at Milford	Worcester County	90	11-30
Country Club Heights	Middlesex County	107	> 30
Davis Manor	Worcester County	11	0
Decatur House	Barnstable County	28	0

Facility	County	Maximum Capacity	Number of Confirmed Cases*
▲			
Du Charme Estates Ltd.	Worcester County	18	1-10
East Village Place	Hampden County	77	11-30
Edelweiss Village	Suffolk County	65	1-10
Elizabeth Calsey House	Essex County	14	1-10
Elizabeth Calsey House at Lions Mouth Road	Essex County	26	11-30
Evans Park at Newton Corner	Middlesex County	115	1-10
Fenno House	Norfolk County	53	0
Fieldstone at The Overlook	Worcester County	17	0
Florence & Chafetz Home for Specialized Care	Suffolk County	36	1-10
Forestdale Park Assisted Living	Middlesex County	59	11-30
Gabriel House of Fall River	Bristol County	110	1-10
Gardens at Newbury Court	Middlesex County	29	1-10
Gery & Emil Eisenberg Residence	Worcester County	80	> 30
Glen at Grove Manor	Norfolk County	20	1-10
Goddard House	Norfolk County	119	11-30
Golden Pond Assisted Living	Middlesex County	209	> 30
Grace Morgan House	Essex County	26	0
Grove Manor Estates	Norfolk County	70	> 30
Hampton Suites at Southgate	Worcester County	117	1-10
Harbor Point at Centerville	Barnstable County	68	11-30
Harriett and Ralph Kaplan Estates	Essex County	133	> 30
Haverhill Crossings	Essex County	109	11-30
Hearthstone at Choate	Middlesex County	25	11-30
Hearthstone at New Horizons	Middlesex County	45	> 30
Heights Crossing	Plymouth County	107	> 30
Henrietta Brewer House	Dukes County	14	0
Heritage at Falmouth	Barnstable County	56	1-10
Heritage at Framingham	Middlesex County	102	1-10
Heritage Woods	Hampden County	1115	1-10
Herrick House	Essex County	90	11-30

Data Source: Self-Reported Data from ALRs to Office of Elder Affairs; * Includes staff and residents; Note: This list includes all Assisted Living Residences and their reported COVID-19 cases to date (staff and residents). The number of cases for a facility relies on the amount of testing conducted; facilities not included on this may have COVID-19 cases that have not yet been identified. Some facilities have tested some or all residents only; some have also tested staff. A low number of cases may reflect that not all residents and staff have not been tested, not necessarily low prevalence



Massachusetts Department of Public Health COVID-19 Dashboard - Wednesday, July 15, 2020

COVID Cases in Assisted Living Residences (3/5)

Data collected as of 7/15/2020 8:00am

Facility	County	Maximum Capacity	Number of Confirmed Cases*
▲			
Heywood Wakefield Commons	Worcester County	80	1-10
John Bertram House	Essex County	27	1-10
Keystone Commons	Hampden County	65	0
Keystone Place at Buzzards Bay	Barnstable County	102	0
Landmark at Fall River	Bristol County	91	0
Landmark at Longwood	Suffolk County	107	1-10
Landmark at Monastery Heights	Hampden County	120	11-30
Landmark at Ocean View	Essex County	91	>30
Laurel Ridge	Berkshire County	11	0
Laurelwood at The Pinehills	Plymouth County	83	1-10
Laurentide at Mashpee Commons	Barnstable County	82	0
Leominster Crossings	Worcester County	82	1-10
Life Care Center of Stoneham	Middlesex County	18	1-10
Linda Manor Assisted Living	Hampshire County	92	0
Loomis Lakeside at Reeds Landing	Hampden County	15	1-10
Loomis Village	Hampshire County	21	0
Manor on the Hill	Worcester County	92	1-10
Maplewood at Brewster	Barnstable County	153	1-10
Maplewood at Mayflower Place	Barnstable County	45	1-10
Maplewood at Weston	Middlesex County	130	11-30
Marguerite's House	Essex County	106	1-10
Mason Wright Assisted Living	Hampden County	99	>30
Methuen Village at Riverwalk Park	Essex County	95	11-30
Mill Hill Residence	Barnstable County	79	0
Nashoba Park	Middlesex County	73	0
Neville Place	Middlesex County	73	1-10
New Horizons at Choate	Middlesex County	40	1-10
New Horizons at Marlborough	Middlesex County	200	1-10
New Pond Village	Norfolk County	34	1-10
NewBridge on the Charles	Norfolk County	94	1-10

Facility	County	Maximum Capacity	Number of Confirmed Cases*
▲			
Notre Dame du Lac	Worcester County	166	>30
Orchard Hill	Middlesex County	80	11-30
Orchard Valley of Wilbraham	Hampden County	66	1-10
Pine Hill at Kimball Farms	Berkshire County	74	0
Plymouth Crossings	Plymouth County	70	>30
Prospect House	Suffolk County	116	1-10
Providence House	Suffolk County	139	>30
Putnam Farm at Danvers	Essex County	84	>30
River Mills Assisted Living at Chicopee Falls	Hampden County	109	0
RiverCourt Residences	Middlesex County	66	11-30
Robbie's Place	Middlesex County	22	1-10
Rockridge Retirement Community	Hampshire County	68	0
Rogerson House	Suffolk County	68	1-10
Rosewood Homestyle Assisted Living	Berkshire County	28	0
Ruggles Assisted Living	Suffolk County	43	1-10
Ruth's House	Hampden County	82	11-30
Sarawood	Hampden County	28	0
Scandinavian Living Center	Middlesex County	40	1-10
Seasons of Danvers	Essex County	55	1-10
Shrewsbury Crossings	Worcester County	74	1-10
Side By Side	Berkshire County	45	0
Side by Side Assisted Living Residence Veterans Annex	Berkshire County	20	0
Springhouse	Suffolk County	85	11-30
Stafford Hill Assisted Living	Plymouth County	89	11-30
Standish Village at Lower Mills	Suffolk County	108	>30
Stone Hill at Andover	Essex County	109	1-10
Stonebridge at Burlington	Middlesex County	119	1-10
Sugar Hill	Berkshire County	49	0
Sunny Acres - Legacy Care	Middlesex County	12	1-10
Sunrise at Gardner Park	Essex County	62	1-10

Data Source: Self-Reported Data from ALRs to Office of Elder Affairs; * Includes staff and residents; Note: This list includes all Assisted Living Residences and their reported COVID-19 cases to date (staff and residents). The number of cases for a facility relies on the amount of testing conducted; facilities not included on this may have COVID-19 cases that have not yet been identified. Some facilities have tested some or all residents only; some have also tested staff. A low number of cases may reflect that not all residents and staff have not been tested, not necessarily low prevalence



Massachusetts Department of Public Health COVID-19 Dashboard - Wednesday, July 15, 2020

COVID Cases in Assisted Living Residences (4/5)

Data collected as of 7/15/2020 8:00am

Facility	County	Maximum Capacity	Number of Confirmed Cases*
▲			
Sunrise of Arlington	Middlesex County	95	> 30
Sunrise of Braintree	Norfolk County	79	11-30
Sunrise of Burlington	Middlesex County	126	11-30
Sunrise of Cohasset	Norfolk County	79	1-10
Sunrise of Leominster	Worcester County	85	11-30
Sunrise of Lynnfield	Essex County	94	11-30
Sunrise of Norwood	Norfolk County	88	11-30
Sunrise of Plymouth Beach	Plymouth County	102	0
Sunrise of Wayland	Middlesex County	74	11-30
Sunrise of Weston	Middlesex County	34	1-10
Susan Bailis Assisted Living Community	Suffolk County	136	1-10
Swan Brook	Bristol County	29	1-10
Tatnuck Park at Worcester	Worcester County	83	1-10
The Arbors at Amherst	Hampshire County	86	1-10
The Arbors at Chicopee	Hampden County	92	0
The Arbors at Dracut	Middlesex County	84	1-10
The Arbors at Greenfield	Franklin County	76	0
The Arbors at Stoneham	Middlesex County	89	11-30
The Arbors at Stoughton	Norfolk County	91	> 30
The Arbors at Taunton	Bristol County	87	> 30
The Arbors at Westfield	Hampden County	90	11-30
The Assisted Living Residences at Hancock Park	Norfolk County	42	0
The Branches of Framingham	Middlesex County	104	1-10
The Branches of Marlboro	Middlesex County	104	11-30
The Branches of North Attleboro	Bristol County	104	1-10
The Cottages at Dartmouth Village	Bristol County	94	1-10
The Elms at Briarwood	Worcester County	34	0
The Enclave of Franklin	Norfolk County	96	1-10
The Evergreens	Worcester County	12	0
The Falls at Cordingly Dam	Middlesex County	93	> 30

Facility	County	Maximum Capacity	Number of Confirmed Cases*
▲			
The Gables at Winchester	Middlesex County	141	1-10
The Gables of Fitchburg	Worcester County	70	1-10
The Inn at Silver Lake	Plymouth County	93	11-30
The Landing at Laurel Lake	Berkshire County	80	0
The Linden at Danvers	Essex County	116	1-10
The Linden at Dedham	Norfolk County	113	1-10
The Parc at Harbor View Senior Living	Suffolk County	73	1-10
The Reserve at East Longmeadow	Hampden County	126	1-10
The Residence at Cedar Dell	Bristol County	80	1-10
The Residence at Five Corners	Bristol County	90	1-10
The Residence at Freeman Lake	Middlesex County	85	1-10
The Residence at Melrose Station	Middlesex County	92	1-10
The Residence at Orchard Grove	Worcester County	60	0
The Residence at Pearl Street	Middlesex County	89	> 30
The Residence at Penniman Hill	Plymouth County	92	0
The Residence at Riverbend	Essex County	83	1-10
The Residence at Valley Farm	Middlesex County	82	11-30
The Residence at Vinnin Square	Essex County	88	1-10
The Residence at Watertown Square	Middlesex County	95	1-10
The Residences at Sherburne Commons	Nantucket County	54	0
The Rubin Home Assisted Living	Essex County	16	1-10
The Saab Residence	Middlesex County	62	11-30
The Wellington at Springfield	Hampden County	108	0
The Woodlands Inn at Edgewood	Essex County	40	1-10
Thirwood Place	Barnstable County	95	0
Traditions of Dedham	Norfolk County	96	0
Traditions of Wayland	Middlesex County	81	11-30
Victorian Health of Chatham	Barnstable County	40	0
Village at Willow Crossings	Bristol County	118	> 30
Visiting Nurse Assisted Living	Middlesex County	97	0

Data Source: Self-Reported Data from ALRs to Office of Elder Affairs; * Includes staff and residents; Note: This list includes all Assisted Living Residences and their reported COVID-19 cases to date (staff and residents). The number of cases for a facility relies on the amount of testing conducted; facilities not included on this may have COVID-19 cases that have not yet been identified. Some facilities have tested some or all residents only; some have also tested staff. A low number of cases may reflect that not all residents and staff have not been tested, not necessarily low prevalence



Massachusetts Department of Public Health COVID-19 Dashboard - Wednesday, July 15, 2020

COVID Cases in Assisted Living Residences (5/5)

Data collected as of 7/15/2020 8:00am

Facility	County	Maximum Capacity	Number of Confirmed Cases*
▲			
Waltham Crossings	Middlesex County	112	> 30
Waterstone at Wellesley	Norfolk County	52	1-10
Whaler's Cove	Bristol County	130	1-10
Whitcomb House	Worcester County	87	0
White Oak Cottages	Norfolk County	24	1-10
Whitney Place at Natick	Middlesex County	106	11-30
Whitney Place at Northborough	Worcester County	83	1-10
Whitney Place at Northbridge	Worcester County	30	1-10
Whitney Place at Sharon	Norfolk County	91	11-30
Whitney Place at Westborough	Worcester County	85	0
Whitney Suites at Westborough	Worcester County	43	1-10
Winchester Mount Vernon House	Middlesex County	17	0
Windrose at Weymouth	Norfolk County	53	11-30
Windrose at Woburn	Middlesex County	33	11-30
Windsor Place of Wilmington	Middlesex County	101	11-30
Wingate Residences at Boylston Place	Norfolk County	48	1-10
Wingate Residences at Haverhill	Essex County	69	11-30
Wingate Residences at Melbourne	Berkshire County	124	0
Wingate Residences at Needham	Norfolk County	101	> 30
Wingate Residences at Norton	Bristol County	82	1-10
Winter Valley Residences	Norfolk County	17	0
Wood Haven Senior Living	Middlesex County	58	11-30
Woodlands at Pleasant Bay	Barnstable County	59	0
Youville House Assisted Living Residence, Inc.	Middlesex County	143	11-30
Youville Place	Middlesex County	101	> 30
Zelma Lacey House	Suffolk County	83	1-10

Data Source: Self-Reported Data from ALRs to Office of Elder Affairs; * Includes staff and residents; Note: This list includes all Assisted Living Residences and their reported COVID-19 cases to date (staff and residents). The number of cases for a facility relies on the amount of testing conducted; facilities not included on this may have COVID-19 cases that have not yet been identified. Some facilities have tested some or all residents only; some have also tested staff. A low number of cases may reflect that not all residents and staff have not been tested, not necessarily low prevalence



Massachusetts Department of Public Health COVID-19 Dashboard - Wednesday, July 15, 2020

PPE Distribution by Recipient Type and Geography

Cumulative PPE distribution as of 7/14/2020 at 3:00pm

PPE Distribution
Summary - By
Entity Type

Entity	N95s/KN95s	Masks	Gloves	Gowns	Ventilators
Community health center	74,010	107,450	99,600	20,849	0
EMS (Private)	38,500	47,900	63,600	3,548	0
Hospital	251,580	234,400	303,200	58,446	679
Local BOH	16,765	53,100	80,000	1,886	0
Local Municipalities (e.g. Fire, Police, Public EMS)	525,913	465,896	1,654,907	164,602	0
Nursing home/Senior living	396,190	905,050	1,079,600	149,524	0
Other (e.g. home and pediatric care)	406,727	1,551,798	2,492,942	183,811	0
Public safety (30-day supply)	167,325	0	0	0	0
State agency	2,653,785	1,323,836	3,695,697	122,656	0
Total distributions	4,530,795	4,689,430	9,469,546	705,322	679
Central Massachusetts	254,659	493,317	1,026,050	93,149	83
Metro Boston	179,881	294,100	720,342	51,711	204
Metro West	535,320	783,032	1,319,174	162,441	136
Northeastern Massachusetts	207,526	442,163	739,632	52,670	117
Southeastern Massachusetts	402,660	755,335	1,519,908	145,104	79
State agency	2,656,702	1,355,036	3,595,997	111,648	0
Western Massachusetts	294,047	566,447	548,443	88,599	60
Total distributions	4,530,795	4,689,430	9,469,546	705,322	679

PPE Distribution
Summary - By
Region

Note: Total distributions include those from DPH and MEMA. Those state agencies which are not linked to specific geographies are tagged as state agencies. The "other" category includes all entities that cannot be classified as one of the 8 entity types.



Massachusetts Department of Public Health COVID-19 Dashboard - Wednesday, July 15, 2020

PPE Distribution by Recipient Type and Geography

Cumulative PPE distribution as of 7/14/2020 at 3:00pm

Region	Entity	N95s/KN95s	Masks	Gloves	Gowns	Ventilators
Central Massachusetts	Community health center	10,900	30,350	16,800	3,198	0
	EMS (Private)	3,800	3,300	5,000	900	0
	Hospital	23,120	13,600	18,200	5,106	83
	Local BOH	2,060	9,000	18,000	490	0
	Local Municipalities (e.g. Fire, Police, Public EMS)	92,570	57,884	252,650	30,254	0
	Nursing home/Senior living	57,240	141,000	128,200	24,969	0
	Other (e.g. home and pediatric care)	48,519	233,883	586,800	27,432	0
	Public safety (30-day supply)	14,450	0	0	0	0
	State agency	2,000	4,300	400	800	0
	Total	254,659	493,317	1,026,050	93,149	83
Metro Boston	Community health center	9,960	19,200	22,900	4,230	0
	EMS (Private)	5,000	0	0	0	0
	Hospital	39,110	45,500	90,900	9,580	204
	Local BOH	3,720	1,000	6,000	300	0
	Local Municipalities (e.g. Fire, Police, Public EMS)	53,151	28,200	309,120	13,670	0
	Nursing home/Senior living	25,890	82,950	52,700	10,666	0
	Other (e.g. home and pediatric care)	35,395	116,200	214,322	12,597	0
	Public safety (30-day supply)	6,455	0	0	0	0
	State agency	1,200	1,050	24,400	668	0
	Total	179,881	294,100	720,342	51,711	204
Metro West	Community health center	31,160	18,350	21,500	10,314	0
	EMS (Private)	14,440	16,600	4,000	1,240	0
	Hospital	63,420	33,400	115,200	19,274	136
	Local BOH	1,920	17,500	14,200	160	0
	Local Municipalities (e.g. Fire, Police, Public EMS)	125,391	102,402	218,324	29,208	0
	Nursing home/Senior living	114,790	206,000	318,100	40,145	0
	Other (e.g. home and pediatric care)	137,731	381,580	588,750	56,810	0
	Public safety (30-day supply)	42,785	0	0	0	0
	State agency	3,683	7,200	39,100	5,290	0
	Total	535,320	783,032	1,319,174	162,441	136
Region	Entity	N95s/KN95s	Masks	Gloves	Gowns	Ventilators
Northeastern Massachusetts	Community health center	2,640	3,300	5,000	396	0
	EMS (Private)	2,000	6,900	10,200	120	0
	Hospital	29,730	32,800	11,600	2,242	117
	Local BOH	2,720	6,000	9,200	80	0
	Local Municipalities (e.g. Fire, Police, Public EMS)	48,636	56,708	278,300	15,356	0
	Nursing home/Senior living	49,125	125,900	153,600	13,436	0
	Other (e.g. home and pediatric care)	39,855	210,555	271,732	20,640	0
	Public safety (30-day supply)	32,820	0	0	0	0
	State agency	0	0	0	400	0
	Total	207,526	442,163	739,632	52,670	117
Southeastern Massachusetts	Community health center	11,150	17,400	12,400	485	0
	EMS (Private)	3,860	6,600	12,000	186	0
	Hospital	59,800	44,800	67,300	12,240	79
	Local BOH	3,540	8,000	27,600	556	0
	Local Municipalities (e.g. Fire, Police, Public EMS)	107,132	118,005	418,320	41,632	0
	Nursing home/Senior living	93,685	191,650	303,400	34,506	0
	Other (e.g. home and pediatric care)	81,823	362,080	647,488	51,759	0
	Public safety (30-day supply)	37,800	0	0	0	0
	State agency	3,870	6,800	31,400	3,740	0
	Total	402,660	755,335	1,519,908	145,104	79
Western Massachusetts	Community health center	8,200	18,850	21,000	2,226	0
	EMS (Private)	9,400	14,500	32,400	1,102	0
	Hospital	36,400	64,300	0	10,004	60
	Local BOH	2,805	11,600	5,000	300	0
	Local Municipalities (e.g. Fire, Police, Public EMS)	99,033	102,697	178,193	34,482	0
	Nursing home/Senior living	55,460	157,550	123,600	25,802	0
	Other (e.g. home and pediatric care)	48,954	192,450	183,850	14,333	0
	Public safety (30-day supply)	33,015	0	0	0	0
	State agency	780	4,500	4,400	350	0
	Total	294,047	566,447	548,443	88,599	60

Note: Total distributions include those from DPH and MEMA. Those state agencies which are not linked to specific geographies are tagged as state agencies. The "other" category includes all entities that cannot be classified as one of the 8 entity types.



PPE Distribution by Recipient Type and Geography

Cumulative PPE distribution as of 7/14/2020 at 3:00pm

Region	Entity	N95s/KN95s	Masks	Gloves	Gowns	Ventilators
State agency	Community health center	0	0	0	0	0
	EMS (Private)	0	0	0	0	0
	Hospital	0	0	0	0	0
	Local BOH	0	0	0	0	0
	Local Municipalities (e.g. Fire, Police, Public EMS)	0	0	0	0	0
	Nursing home/Senior living	0	0	0	0	0
	Other (e.g. home and pediatric care)	14,450	55,050	0	240	0
	Public safety (30-day supply)	0	0	0	0	0
	State agency	2,642,252	1,299,986	3,595,997	111,408	0
	Total	2,656,702	1,355,036	3,595,997	111,648	0
Massachusetts	Community health center	74,010	107,450	99,600	20,849	0
	EMS (Private)	38,500	47,900	63,600	3,548	0
	Hospital	251,580	234,400	303,200	58,446	679
	Local BOH	16,765	53,100	80,000	1,886	0
	Local Municipalities (e.g. Fire, Police, Public EMS)	525,913	465,896	1,654,907	164,602	0
	Nursing home/Senior living	396,190	905,050	1,079,600	149,524	0
	Other (e.g. home and pediatric care)	406,727	1,551,798	2,492,942	183,811	0
	Public safety (30-day supply)	167,325	0	0	0	0
	State agency	2,653,785	1,323,836	3,695,697	122,656	0
	Total	4,530,795	4,689,430	9,469,546	705,322	679

Note: Total distributions include those from DPH and MEMA. Those state agencies which are not linked to specific geographies are tagged as state agencies. The "other" category includes all entities that cannot be classified as one of the 8 entity types.