



Weekly COVID-19 Public Health Report

The Weekly COVID-19 Public Health Report includes enhanced, more granular information to be updated on a weekly, or biweekly basis, including town-by-town case and testing information, cases and deaths in Long Term Care Facilities, updates on nursing facility audit results, and more.





Table of Contents

Count and Rate (per 100,000) of Confirmed COVID-19 Cases and Persons Tested in MA by City/TownPage 3

Map of Incidence Rate (per 100,000, PCR only) for COVID-19 in MA by City/Town Over Last Two Weeks.....Page 18

Map of Testing Rate (per 100,000, PCR only) for COVID-19 in MA by City/Town Over Last Two WeeksPage 19

Map of Percent Positivity (PCR only) among Tests Performed for COVID-19 in MA by City/Town Over Last Two Weeks.....Page 20

Map of Rate (per 100,000) of New Confirmed COVID-19 Cases in Past 7 Days by Emergency Medical Services (EMS) Region...Page 21

Massachusetts Residents Quarantined due to COVID-19.....Page 22

Massachusetts Residents Isolated due to COVID-19.....Page 23

COVID Cases and Facility-Reported Deaths in Long Term Care Facilities.....Page 24

Nursing Facility Staff Re-Baseline Testing.....Page 32

Nursing Facilities Clinical Audits.....Page 46

COVID Cases in Assisted Living Residences.....Page 76

PPE Distribution by Recipient Type and Geography.....Page 81



Count and Rate (per 100,000) of Confirmed COVID-19 Cases and Tests Performed¹ in MA by City/Town, January 1, 2020 – July 22, 2020

City/Town	Total Case Count	Case Count (Last 14 Days)	Percent Change ²	Total Tests	Total Tests (Last 14 days)	Total Positive Tests (Last 14 days)	Percent Positivity (Last 14 days)
Abington	239	<5	Decrease	2874	250	4	1.60%
Acton	169	6	Decrease	3232	411	6	1.46%
Acushnet	99	7	Increase	1484	132	8	6.06%
Adams	35	0	No change	912	207	0	0%
Agawam	483	10	Decrease	5676	780	16	2.05%
Alford	<5	0	No change	32	4	0	0%
Amesbury	189	7	No change	2811	399	7	1.75%
Amherst	103	<5	Decrease	3467	585	2	0.34%
Andover	321	<5	Increase	6139	994	3	0.30%
Aquinnah	<5	0	No change	90	14	0	0%
Arlington	318	7	Increase	7002	1131	9	0.80%
Ashburnham	33	0	Decrease	897	150	0	0%
Ashby	15	0	No change	394	57	0	0%
Ashfield	<5	<5	Decrease	188	35	1	2.86%
Ashland	252	<5	Decrease	2891	343	3	0.87%
Athol	68	<5	Decrease	2278	357	1	0.28%
Attleboro	679	10	No change	7003	764	13	1.70%
Auburn	220	<5	Decrease	2885	383	2	0.52%
Avon	77	<5	Decrease	839	81	1	1.23%
Ayer	144	<5	Increase	3378	221	4	1.81%
Barnstable	382	13	Increase	7086	964	14	1.45%
Barre	62	0	No change	846	134	0	0%
Becket	16	<5	No change	216	44	1	2.27%
Bedford	256	6	Increase	6030	333	9	2.70%
Belchertown	113	9	Increase	1964	369	9	2.44%



Count and Rate (per 100,000) of Confirmed COVID-19 Cases and Tests Performed¹ in MA by City/Town, January 1, 2020 – July 22, 2020

City/Town	Total Case Count	Case Count (Last 14 Days)	Percent Change ²	Total Tests	Total Tests (Last 14 days)	Total Positive Tests (Last 14 days)	Percent Positivity (Last 14 days)
Bellingham	142	5	Decrease	2260	287	7	2.44%
Belmont	234	<5	No change	3935	602	3	0.50%
Berkley	71	0	No change	1026	64	1	1.56%
Berlin	21	<5	Increase	464	50	1	2.00%
Bernardston	7	0	No change	283	57	0	0%
Beverly	630	10	Increase	7478	908	13	1.43%
Billerica	580	11	Decrease	7160	879	14	1.59%
Blackstone	56	<5	Decrease	1211	126	1	0.79%
Blandford	<5	0	No change	110	29	0	0%
Bolton	11	0	No change	653	114	0	0%
Boston	14464	282	Decrease	152213	18955	384	2.03%
Bourne	161	<5	Increase	3378	543	5	0.92%
Boxborough	26	0	Decrease	631	80	0	0%
Boxford	46	<5	Increase	1097	199	3	1.51%
Boylston	22	<5	Decrease	658	119	2	1.68%
Braintree	823	9	Increase	7741	891	13	1.46%
Brewster	111	<5	Increase	1635	216	4	1.85%
Bridgewater	358	<5	Increase	5839	389	3	0.77%
Brimfield	7	<5	No change	409	88	1	1.14%
Brockton	4317	41	Decrease	26345	1794	71	3.96%
Brookfield	20	<5	No change	448	100	1	1.00%
Brookline	405	3	Decrease	8916	1446	7	0.48%
Buckland	8	0	No change	44	3	0	0%
Burlington	270	<5	Increase	4142	576	4	0.69%
Cambridge	1000	26	Increase	29260	4111	35	0.85%



Count and Rate (per 100,000) of Confirmed COVID-19 Cases and Tests Performed¹ in MA by City/Town, January 1, 2020 – July 22, 2020

City/Town	Total Case Count	Case Count (Last 14 Days)	Percent Change ²	Total Tests	Total Tests (Last 14 days)	Total Positive Tests (Last 14 days)	Percent Positivity (Last 14 days)
Canton	297	6	No change	4808	563	9	1.60%
Carlisle	19	<5	Decrease	618	101	1	0.99%
Carver	62	<5	Increase	1713	223	3	1.35%
Charlemont	<5	0	Decrease	170	35	1	2.86%
Charlton	88	5	Decrease	2197	309	6	1.94%
Chatham	21	<5	No change	996	146	2	1.37%
Chelmsford	348	10	No change	7037	818	12	1.47%
Chelsea	3002	50	Decrease	14815	2173	77	3.54%
Cheshire	<5	0	No change	364	76	0	0%
Chester	<5	0	No change	138	22	0	0%
Chesterfield	<5	0	Decrease	111	26	0	0%
Chicopee	488	36	Decrease	8417	1277	40	3.13%
Chilmark	<5	0	No change	599	179	0	0%
Clarksburg	8	<5	No change	152	41	2	4.88%
Clinton	258	<5	Decrease	2713	319	3	0.94%
Cohasset	27	0	No change	903	128	0	0%
Colrain	<5	0	No change	182	47	0	0%
Concord	177	<5	No change	4280	484	4	0.83%
Conway	<5	0	No change	242	42	0	0%
Cummington	<5	0	No change	129	25	0	0%
Dalton	16	0	No change	893	152	0	0%
Danvers	744	<5	No change	7741	903	6	0.66%
Dartmouth	397	9	Increase	6232	638	13	2.04%
Dedham	416	9	No change	5440	645	12	1.86%
Deerfield	11	0	Decrease	709	136	0	0%



Count and Rate (per 100,000) of Confirmed COVID-19 Cases and Tests Performed¹ in MA by City/Town, January 1, 2020 – July 22, 2020

City/Town	Total Case Count	Case Count (Last 14 Days)	Percent Change ²	Total Tests	Total Tests (Last 14 days)	Total Positive Tests (Last 14 days)	Percent Positivity (Last 14 days)
Dennis	95	<5	Increase	2186	300	2	0.67%
Dighton	68	<5	Increase	1045	77	1	1.30%
Douglas	49	0	Decrease	1034	142	1	0.70%
Dover	21	<5	Increase	660	132	3	2.27%
Dracut	482	8	Decrease	6926	789	17	2.15%
Dudley	96	<5	No change	1568	275	5	1.82%
Dunstable	10	0	No change	364	40	0	0%
Duxbury	117	<5	No change	2738	318	2	0.63%
East Bridgewater	183	<5	Increase	2240	175	3	1.71%
East Brookfield	13	0	No change	283	63	0	0%
East Longmeadow	277	<5	Increase	2837	372	2	0.54%
Eastham	12	<5	Increase	650	117	2	1.71%
Easthampton	91	<5	No change	2546	510	4	0.78%
Easton	281	<5	Decrease	3750	310	7	2.26%
Edgartown	9	0	Decrease	1555	385	0	0%
Egremont	5	0	No change	113	18	0	0%
Erving	6	0	No change	229	34	0	0%
Essex	24	0	No change	483	73	0	0%
Everett	1823	43	Increase	12722	2340	52	2.22%
Fairhaven	247	5	Increase	3727	592	5	0.84%
Fall River	1703	71	Decrease	20078	2142	113	5.28%
Falmouth	208	<5	Increase	6583	1093	4	0.37%
Fitchburg	811	9	Decrease	9197	921	15	1.63%
Florida	<5	0	No change	61	14	0	0%
Foxborough	127	9	Increase	3435	594	9	1.52%



Count and Rate (per 100,000) of Confirmed COVID-19 Cases and Tests Performed¹ in MA by City/Town, January 1, 2020 – July 22, 2020

City/Town	Total Case Count	Case Count (Last 14 Days)	Percent Change ²	Total Tests	Total Tests (Last 14 days)	Total Positive Tests (Last 14 days)	Percent Positivity (Last 14 days)
Framingham	1775	24	Increase	13680	1308	36	2.75%
Franklin	140	<5	Increase	3927	557	4	0.72%
Freetown	106	<5	Decrease	1253	109	6	5.50%
Gardner	197	<5	No change	6017	611	4	0.65%
Georgetown	62	<5	Decrease	1180	175	2	1.14%
Gill	<5	0	No change	150	29	0	0%
Gloucester	264	5	Increase	4418	678	6	0.88%
Goshen	5	<5	No change	54	11	1	9.09%
Gosnold	5	5	Increase	23	23	5	21.74%
Grafton	98	<5	Decrease	2389	377	1	0.27%
Granby	32	0	Decrease	696	117	0	0%
Granville	12	0	Decrease	215	34	0	0%
Great Barrington	73	0	No change	1752	244	0	0%
Greenfield	209	<5	Decrease	3397	492	1	0.20%
Groton	43	0	No change	1486	146	0	0%
Groveland	42	<5	Decrease	933	135	5	3.70%
Hadley	45	<5	Increase	1532	315	1	0.32%
Halifax	58	<5	Decrease	1139	120	1	0.83%
Hamilton	37	<5	Increase	1023	163	3	1.84%
Hampden	99	<5	Increase	848	88	1	1.14%
Hancock	<5	0	No change	27	5	0	0%
Hanover	74	0	No change	1902	217	0	0%
Hanson	109	0	No change	1646	180	1	0.56%
Hardwick	9	0	No change	289	39	0	0%
Harvard	18	0	No change	689	99	1	1.01%



Count and Rate (per 100,000) of Confirmed COVID-19 Cases and Tests Performed¹ in MA by City/Town, January 1, 2020 – July 22, 2020

City/Town	Total Case Count	Case Count (Last 14 Days)	Percent Change ²	Total Tests	Total Tests (Last 14 days)	Total Positive Tests (Last 14 days)	Percent Positivity (Last 14 days)
Harwich	134	6	Increase	2357	382	9	2.36%
Hatfield	18	<5	No change	467	94	1	1.06%
Haverhill	1262	14	Increase	13482	1492	23	1.54%
Hawley	0	0	No change	19	4	0	0%
Heath	0	0	No change	44	10	0	0%
Hingham	283	<5	No change	3960	403	3	0.74%
Hinsdale	<5	0	No change	311	77	0	0%
Holbrook	200	<5	Decrease	2088	205	9	4.39%
Holden	125	<5	Increase	3204	466	7	1.50%
Holland	8	0	No change	240	62	0	0%
Holliston	57	<5	No change	1891	274	1	0.36%
Holyoke	959	32	Decrease	9987	1533	40	2.61%
Hopedale	45	<5	Increase	1130	201	3	1.49%
Hopkinton	132	<5	Decrease	2545	324	1	0.31%
Hubbardston	7	0	Decrease	599	100	0	0%
Hudson	196	<5	Decrease	3000	418	5	1.20%
Hull	53	<5	Increase	1417	177	3	1.69%
Huntington	14	0	No change	315	63	0	0%
Ipswich	70	0	No change	2271	348	1	0.29%
Kingston	138	0	Decrease	2469	271	3	1.11%
Lakeville	63	<5	Decrease	1393	108	1	0.93%
Lancaster	103	<5	Increase	1284	193	3	1.55%
Lanesborough	8	0	No change	351	82	0	0%
Lawrence	3704	90	Decrease	24557	3453	128	3.71%
Lee	21	<5	Increase	864	159	3	1.89%



Count and Rate (per 100,000) of Confirmed COVID-19 Cases and Tests Performed¹ in MA by City/Town, January 1, 2020 – July 22, 2020

City/Town	Total Case Count	Case Count (Last 14 Days)	Percent Change ²	Total Tests	Total Tests (Last 14 days)	Total Positive Tests (Last 14 days)	Percent Positivity (Last 14 days)
Leicester	154	<5	Decrease	1860	227	1	0.44%
Lenox	14	<5	No change	1169	158	1	0.63%
Leominster	708	9	Decrease	9369	1026	16	1.56%
Leverett	<5	0	No change	251	41	0	0%
Lexington	332	<5	Decrease	4591	623	3	0.48%
Leyden	0	0	No change	16	2	0	0%
Lincoln	41	0	No change	1215	139	0	0%
Littleton	102	<5	Decrease	1441	176	2	1.14%
Longmeadow	227	9	Increase	2599	417	9	2.16%
Lowell	2992	51	Decrease	29270	3458	75	2.17%
Ludlow	132	<5	Decrease	3141	521	5	0.96%
Lunenburg	67	<5	Increase	1594	190	3	1.58%
Lynn	3779	99	Increase	26110	3753	136	3.62%
Lynnfield	98	0	Decrease	2005	287	0	0%
Malden	1280	23	Decrease	12915	1604	34	2.12%
Manchester	20	0	No change	624	128	0	0%
Mansfield	168	<5	Decrease	3112	335	3	0.90%
Marblehead	243	5	Decrease	3960	753	9	1.20%
Marion	13	0	No change	988	226	0	0%
Marlborough	1015	19	Increase	9039	1304	25	1.92%
Marshfield	174	<5	No change	3748	484	7	1.45%
Mashpee	68	<5	Decrease	2734	449	4	0.89%
Mattapoisett	41	<5	Increase	861	115	5	4.35%
Maynard	71	0	No change	1614	167	0	0%
Medfield	39	<5	Decrease	1581	284	2	0.70%



Count and Rate (per 100,000) of Confirmed COVID-19 Cases and Tests Performed¹ in MA by City/Town, January 1, 2020 – July 22, 2020

City/Town	Total Case Count	Case Count (Last 14 Days)	Percent Change ²	Total Tests	Total Tests (Last 14 days)	Total Positive Tests (Last 14 days)	Percent Positivity (Last 14 days)
Medford	1059	19	Decrease	12635	1700	28	1.65%
Medway	121	<5	Decrease	1789	222	1	0.45%
Melrose	273	22	Increase	6070	1825	27	1.48%
Mendon	32	<5	Decrease	708	107	2	1.87%
Merrimac	35	0	No change	929	124	1	0.81%
Methuen	1063	18	Decrease	10721	1346	25	1.86%
Middleborough	272	<5	No change	4176	446	3	0.67%
Middlefield	0	0	No change	21	2	0	0%
Middleton	172	<5	Increase	1680	189	4	2.12%
Milford	657	8	Decrease	6238	832	13	1.56%
Millbury	216	<5	No change	2309	279	4	1.43%
Millis	50	0	Decrease	1112	179	0	0%
Millville	22	<5	Decrease	401	56	1	1.79%
Milton	314	8	Increase	4476	651	10	1.54%
Monroe	0	0	No change	11	0	0	0%
Monson	43	<5	Decrease	955	188	1	0.53%
Montague	29	0	No change	1267	237	0	0%
Monterey	<5	0	Decrease	109	31	0	0%
Montgomery	<5	0	No change	28	9	0	0%
Mount Washington	0	0	No change	3	0	0	0%
Nahant	41	<5	Increase	623	91	1	1.10%
Nantucket	26	5	Increase	2071	479	5	1.04%
Natick	432	12	Increase	5375	703	15	2.13%
Needham	341	9	No change	5124	844	10	1.18%
New Ashford	0	0	No change	16	5	0	0%



Count and Rate (per 100,000) of Confirmed COVID-19 Cases and Tests Performed¹ in MA by City/Town, January 1, 2020 – July 22, 2020

City/Town	Total Case Count	Case Count (Last 14 Days)	Percent Change ²	Total Tests	Total Tests (Last 14 days)	Total Positive Tests (Last 14 days)	Percent Positivity (Last 14 days)
New Bedford	2197	34	Decrease	21223	1970	53	2.69%
New Braintree	<5	<5	No change	95	16	2	12.50%
New Marlborough	7	0	No change	122	25	0	0%
New Salem	<5	0	No change	126	27	0	0%
Newbury	14	0	No change	952	152	0	0%
Newburyport	111	12	Increase	3663	669	17	2.54%
Newton	789	15	Increase	16086	2395	22	0.92%
Norfolk	29	<5	Increase	2510	172	2	1.16%
North Adams	48	<5	Increase	1453	307	3	0.98%
North Andover	362	7	Decrease	6140	982	8	0.81%
North Attleborough	266	<5	Decrease	3403	389	5	1.29%
North Brookfield	18	<5	No change	541	84	1	1.19%
North Reading	196	5	Increase	2325	384	7	1.82%
Northampton	283	<5	Decrease	6057	1033	5	0.48%
Northborough	226	<5	Increase	2528	311	3	0.96%
Northbridge	314	<5	Increase	3113	353	2	0.57%
Northfield	<5	0	No change	338	73	0	0%
Norton	140	5	Increase	2558	273	6	2.20%
Norwell	124	<5	Increase	1622	221	3	1.36%
Norwood	585	9	Increase	6200	643	11	1.71%
Oak Bluffs	7	<5	Increase	1028	198	1	0.51%
Oakham	7	0	No change	235	42	0	0%
Orange	43	<5	Decrease	1367	231	3	1.30%
Orleans	16	0	No change	790	132	0	0%
Otis	<5	0	No change	150	23	0	0%



Count and Rate (per 100,000) of Confirmed COVID-19 Cases and Tests Performed¹ in MA by City/Town, January 1, 2020 – July 22, 2020

City/Town	Total Case Count	Case Count (Last 14 Days)	Percent Change ²	Total Tests	Total Tests (Last 14 days)	Total Positive Tests (Last 14 days)	Percent Positivity (Last 14 days)
Oxford	81	0	No change	1855	285	0	0%
Palmer	52	<5	Decrease	1586	317	2	0.63%
Paxton	33	0	No change	644	104	0	0%
Peabody	1021	16	Decrease	11121	1624	29	1.79%
Pelham	<5	0	No change	150	32	0	0%
Pembroke	95	<5	Decrease	2467	295	3	1.02%
Pepperell	54	<5	Increase	1237	146	2	1.37%
Peru	<5	0	No change	76	12	0	0%
Petersham	7	0	No change	184	22	0	0%
Phillipston	16	0	No change	239	19	0	0%
Pittsfield	188	5	Decrease	7620	1532	6	0.39%
Plainfield	<5	0	No change	73	10	0	0%
Plainville	69	<5	Increase	1228	161	5	3.11%
Plymouth	599	2	Decrease	11206	1414	11	0.78%
Plympton	11	0	No change	385	34	0	0%
Princeton	6	0	No change	498	110	0	0%
Provincetown	23	<5	No change	933	103	1	0.97%
Quincy	1195	44	Increase	17211	2361	49	2.08%
Randolph	967	16	Decrease	7941	734	22	3.00%
Raynham	239	<5	Decrease	2537	179	1	0.56%
Reading	305	<5	Decrease	4398	663	5	0.75%
Rehoboth	67	<5	Increase	1293	168	4	2.38%
Revere	1870	53	Increase	14082	1627	70	4.30%
Richmond	5	0	No change	168	35	0	0%
Rochester	39	<5	No change	751	71	3	4.23%



Count and Rate (per 100,000) of Confirmed COVID-19 Cases and Tests Performed¹ in MA by City/Town, January 1, 2020 – July 22, 2020

City/Town	Total Case Count	Case Count (Last 14 Days)	Percent Change ²	Total Tests	Total Tests (Last 14 days)	Total Positive Tests (Last 14 days)	Percent Positivity (Last 14 days)
Rockland	285	<5	Decrease	3138	329	3	0.91%
Rockport	82	<5	No change	1047	142	2	1.41%
Rowe	0	0	No change	43	8	0	0%
Rowley	63	<5	Decrease	1082	143	3	2.10%
Royalston	<5	0	No change	162	29	0	0%
Russell	17	<5	Decrease	198	30	5	16.67%
Rutland	54	<5	No change	1175	182	2	1.10%
Salem	651	13	Increase	8876	1229	17	1.38%
Salisbury	59	5	Decrease	1329	192	5	2.60%
Sandisfield	<5	0	No change	210	40	0	0%
Sandwich	98	<5	Decrease	2644	396	3	0.76%
Saugus	566	8	No change	5926	718	12	1.67%
Savoy	<5	<5	Increase	73	26	1	3.85%
Scituate	195	5	Decrease	2781	347	5	1.44%
Seekonk	90	<5	Decrease	1582	225	3	1.33%
Sharon	161	<5	Increase	2727	347	2	0.58%
Sheffield	15	0	No change	400	93	0	0%
Shelburne	8	0	No change	511	98	0	0%
Sherborn	15	0	No change	542	90	0	0%
Shirley	176	0	Decrease	2947	99	0	0%
Shrewsbury	340	13	Increase	5898	1044	13	1.25%
Shutesbury	<5	0	No change	196	48	0	0%
Somerset	212	7	Increase	3685	256	9	3.52%
Somerville	998	24	Increase	20715	2781	29	1.04%
South Hadley	168	<5	Decrease	2178	339	2	0.59%



Count and Rate (per 100,000) of Confirmed COVID-19 Cases and Tests Performed¹ in MA by City/Town, January 1, 2020 – July 22, 2020

City/Town	Total Case Count	Case Count (Last 14 Days)	Percent Change ²	Total Tests	Total Tests (Last 14 days)	Total Positive Tests (Last 14 days)	Percent Positivity (Last 14 days)
Southampton	31	0	No change	710	135	0	0%
Southborough	44	0	Decrease	1352	197	1	0.51%
Southbridge	179	8	Increase	2425	516	8	1.55%
Southwick	56	<5	Decrease	1231	177	2	1.13%
Spencer	59	7	Increase	1674	309	7	2.27%
Springfield	2970	77	Decrease	27162	3765	105	2.79%
Sterling	123	<5	Increase	1414	189	2	1.06%
Stockbridge	15	<5	No change	362	67	1	1.49%
Stoneham	395	5	Decrease	4689	670	6	0.90%
Stoughton	613	10	Decrease	5556	496	13	2.62%
Stow	27	0	No change	851	107	0	0%
Sturbridge	44	<5	Increase	1046	245	1	0.41%
Sudbury	198	<5	No change	2807	325	2	0.62%
Sunderland	9	0	No change	421	77	0	0%
Sutton	52	<5	Increase	1185	197	2	1.02%
Swampscott	138	<5	No change	2919	414	5	1.21%
Swansea	138	<5	Increase	2593	218	3	1.38%
Taunton	1001	18	Decrease	10764	737	27	3.66%
Templeton	124	0	No change	1524	215	0	0%
Tewksbury	598	5	Decrease	7296	687	7	1.02%
Tisbury	10	<5	No change	2003	427	4	0.94%
Tolland	<5	0	No change	24	4	0	0%
Topsfield	116	0	No change	1259	244	0	0%
Townsend	35	0	No change	1190	139	0	0%
Truro	10	0	No change	327	54	0	0%



Count and Rate (per 100,000) of Confirmed COVID-19 Cases and Tests Performed¹ in MA by City/Town, January 1, 2020 – July 22, 2020

City/Town	Total Case Count	Case Count (Last 14 Days)	Percent Change ²	Total Tests	Total Tests (Last 14 days)	Total Positive Tests (Last 14 days)	Percent Positivity (Last 14 days)
Tyngsborough	98	<5	Increase	1911	238	5	2.10%
Tyringham	<5	0	No change	34	5	0	0%
Upton	25	0	Decrease	812	134	0	0%
Uxbridge	78	0	No change	1831	314	2	0.64%
Wakefield	326	8	Increase	5474	773	8	1.03%
Wales	<5	0	No change	166	37	0	0%
Walpole	241	6	No change	4351	442	7	1.58%
Waltham	1253	13	Decrease	11301	1412	22	1.56%
Ware	36	<5	No change	1281	256	4	1.56%
Wareham	219	7	Increase	3727	403	8	1.99%
Warren	25	<5	Decrease	530	130	1	0.77%
Warwick	0	0	No change	88	14	0	0%
Washington	<5	0	No change	50	11	0	0%
Watertown	396	<5	Decrease	5810	761	4	0.53%
Wayland	113	<5	Increase	2237	355	4	1.13%
Webster	268	8	Decrease	3723	666	11	1.65%
Wellesley	245	6	Decrease	3965	788	8	1.02%
Wellfleet	5	0	Decrease	407	64	0	0%
Wendell	0	0	No change	109	16	0	0%
Wenham	20	<5	No change	494	81	1	1.23%
West Boylston	54	11	Increase	1281	178	11	6.18%
West Bridgewater	142	<5	No change	1455	120	3	2.50%
West Brookfield	24	<5	No change	809	203	4	1.97%
West Newbury	10	0	No change	558	85	0	0%
West Springfield	396	16	Decrease	4648	588	17	2.89%



Count and Rate (per 100,000) of Confirmed COVID-19 Cases and Tests Performed¹ in MA by City/Town, January 1, 2020 – July 22, 2020

City/Town	Total Case Count	Case Count (Last 14 Days)	Percent Change ²	Total Tests	Total Tests (Last 14 days)	Total Positive Tests (Last 14 days)	Percent Positivity (Last 14 days)
West Stockbridge	5	0	No change	179	44	0	0%
West Tisbury	11	<5	Decrease	700	205	1	0.49%
Westborough	344	8	Decrease	3325	499	9	1.80%
Westfield	471	7	Decrease	6163	818	9	1.10%
Westford	145	0	Decrease	3321	401	4	1.00%
Westhampton	5	0	No change	152	32	0	0%
Westminster	33	<5	No change	1153	178	1	0.56%
Weston	115	<5	No change	2173	334	2	0.60%
Westport	100	0	Decrease	2340	239	0	0%
Westwood	137	6	Increase	2493	359	8	2.23%
Weymouth	740	9	Decrease	9820	1076	14	1.30%
Whately	5	0	No change	90	16	0	0%
Whitman	194	<5	Increase	2374	243	5	2.06%
Wilbraham	227	<5	Increase	2208	328	4	1.22%
Williamsburg	11	0	Decrease	577	113	0	0%
Williamstown	83	0	Decrease	1248	160	0	0%
Wilmington	336	<5	Decrease	3829	521	2	0.38%
Winchendon	89	0	Decrease	1771	208	0	0%
Winchester	121	<5	Increase	3952	808	3	0.37%
Windsor	0	0	No change	90	19	0	0%
Winthrop	301	37	Decrease	4094	1036	42	4.05%
Woburn	655	7	Decrease	7575	962	10	1.04%
Worcester	5398	88	Decrease	48510	7262	121	1.67%
Worthington	0	0	No change	143	33	0	0%
Wrentham	201	7	Decrease	2480	290	7	2.41%



Count and Rate (per 100,000) of Confirmed COVID-19 Cases and Tests Performed¹ in MA by City/Town, January 1, 2020 – July 22, 2020

City/Town	Total Case Count	Case Count (Last 14 Days)	Percent Change ²	Total Tests	Total Tests (Last 14 days)	Total Positive Tests (Last 14 days)	Percent Positivity (Last 14 days)
Yarmouth	118	<5	Increase	3907	568	3	0.53%
Unknown	272	29	*	48352	4990	29	*
State	107413	2210	Decrease	1369551	180506	3011	1.67%

Data are current as of 10:00 am on 7/22/2020; For populations <50,000, <5 cases are reported as such or suppressed for confidentiality purposes.

¹Previous reports documented the number of persons tested. This report represents to the total number of tests performed

²Percent change represents the difference in case counts (over the last 14 days) as of today (7/22/2020) as compared to the fourteen days preceding 7/15/2020.

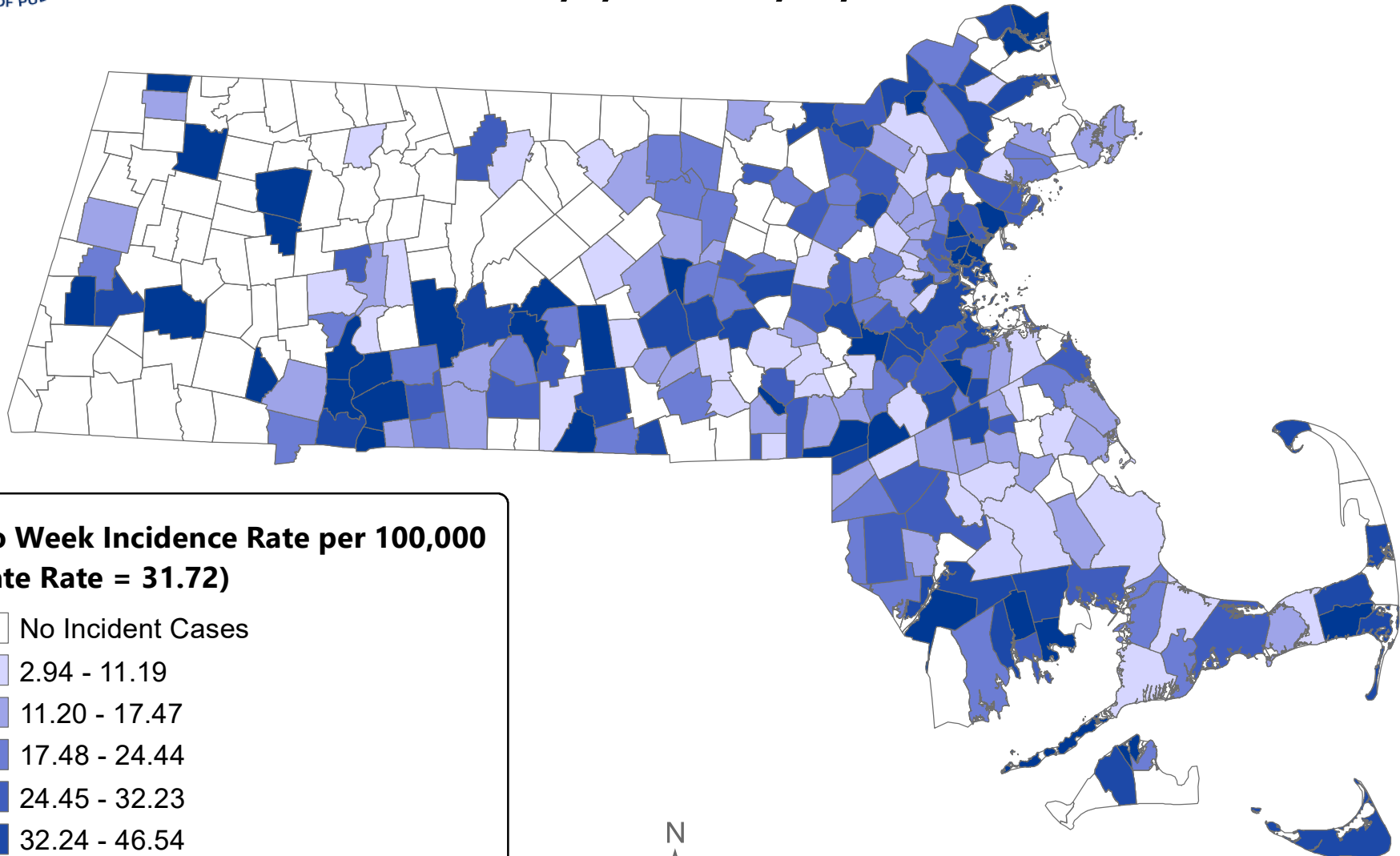
³Address information for these cases are currently being obtained.

Bureau of Infectious Disease and Laboratory Sciences calculates rates per 100,000 population using denominators estimated by the University of Massachusetts Donahue Institute using a modified Hamilton-Perry model (Strate S, et al. Small Area Population Estimates for 2011 through 2020, report published Oct 2016.)

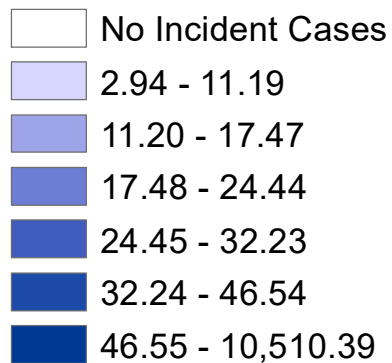
Please note: Data for these tables are based on information available in the DPH surveillance database at a single point in time. Case counts for specific cities and towns change throughout the day as data cleaning occurs (removal of duplicate reports within the system) and new demographic information (assigning cases to their city or town of residence) is obtained.



Incidence Rate (per 100,000, PCR only) for COVID-19 in MA by City/Town Over Last Two Weeks 7/7/2020 - 7/21/2020



Two Week Incidence Rate per 100,000 (State Rate = 31.72)



1 inch = 20 miles

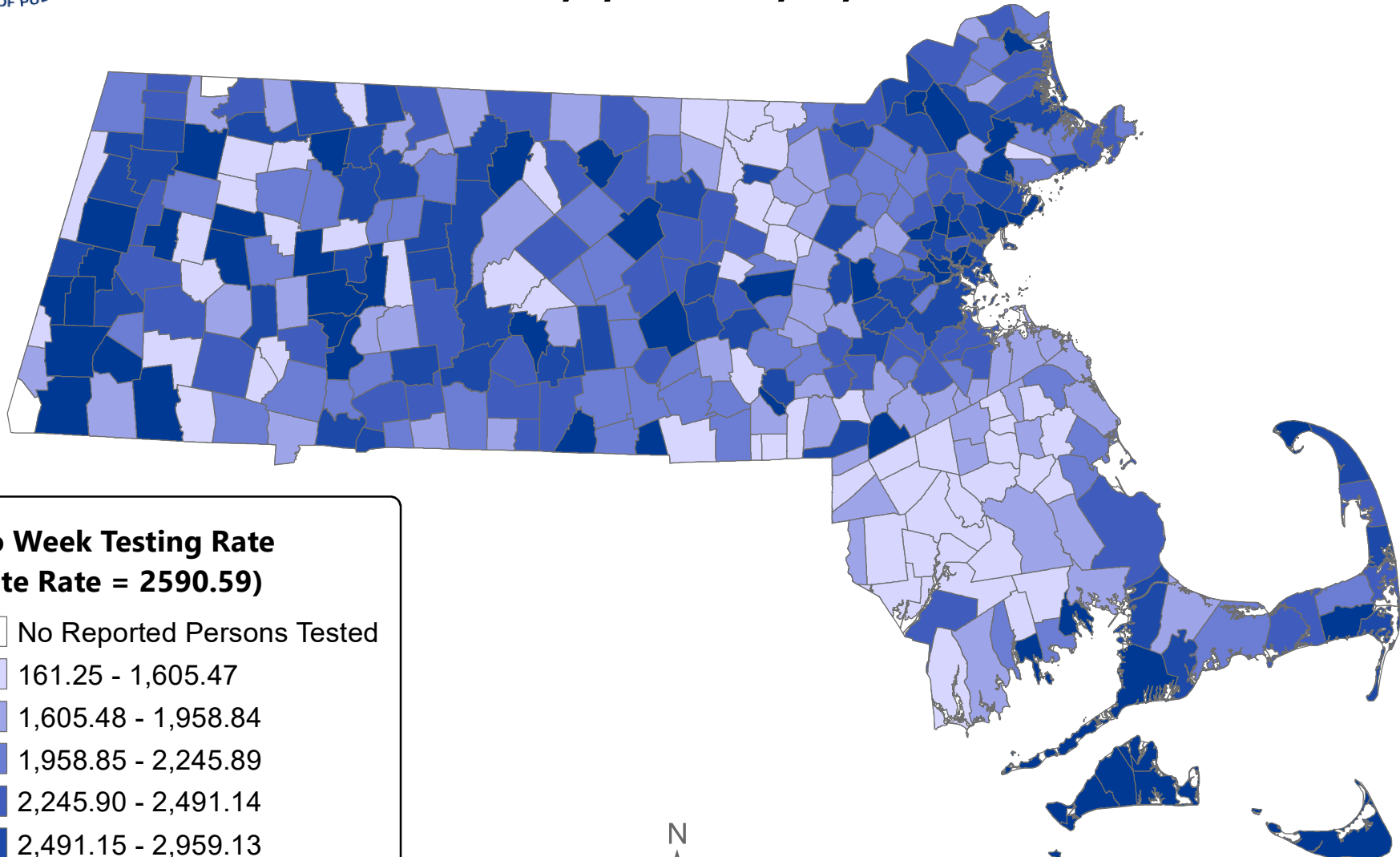
* Unknown Official City/Town (N = 29)
Cases are excluded when City/Town is unknown.

Bureau of Infectious Disease and Laboratory Sciences

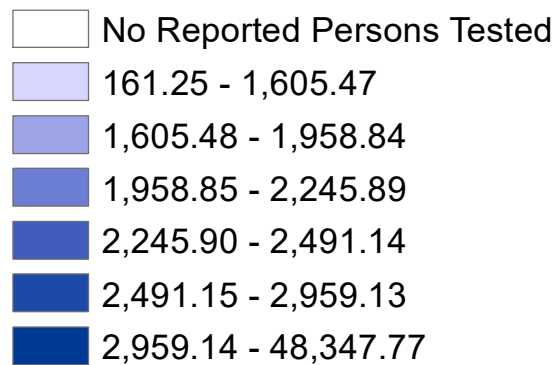
* Data as of 22JULY2020
and are subject to change.



Testing Rate (per 100,000, PCR only) for COVID-19 in MA by City/Town Over Last Two Weeks 7/7/2020 - 7/21/2020



Two Week Testing Rate (State Rate = 2590.59)



* Unknown Official City/Town (N = 4,990)
Cases are excluded when City/Town is unknown.

Bureau of Infectious Disease and Laboratory Sciences

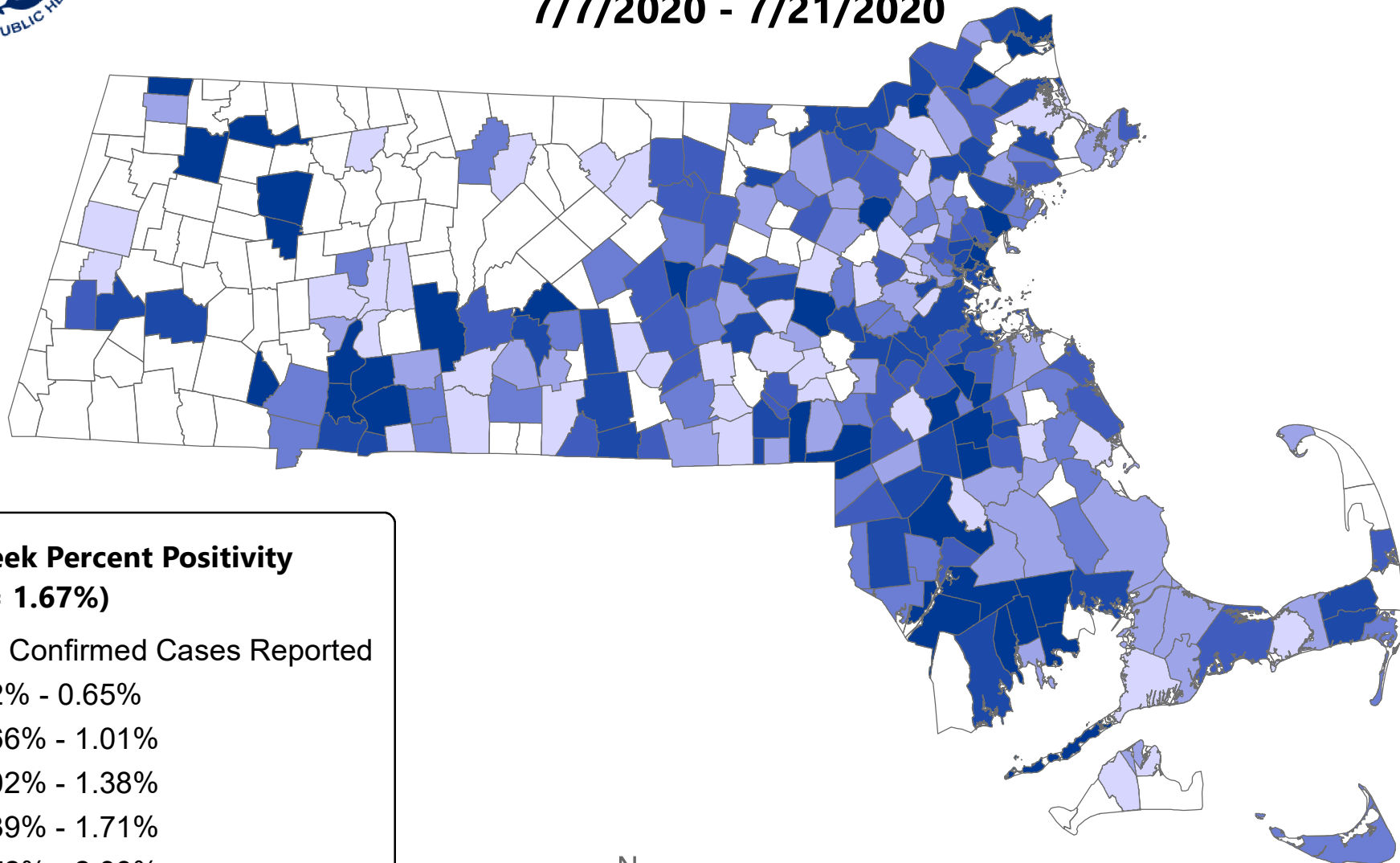
* Data as of 22JULY2020
and are subject to change.




Massachusetts Department of Public Health COVID-19 Dashboard - Wednesday, July 22, 2020

Percent Positivity (PCR only) among Tests Performed for COVID-19 in MA by City/Town Over Last Two Weeks

7/7/2020 - 7/21/2020



Two Week Percent Positivity (State = 1.67%)



1 inch = 20 miles

* Unknown Official City/Town (N = 4,990)
Cases are excluded when City/Town is unknown.

Bureau of Infectious Disease and Laboratory Sciences

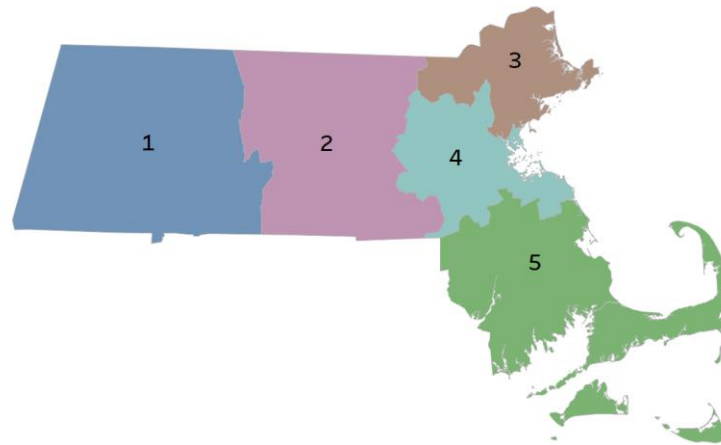
* Data as of 22JULY2020
and are subject to change.



Rate (per 100,000) of New Confirmed COVID-19 Cases in Past 7 Days by Emergency Medical Services (EMS) Region

7 Day Total of New Cases Through July 15, 2020

EMS Region	New Cases Per 100,000
1	11
2	8
3	19
4	13
5	10



Notes

- (1) Massachusetts is divided into five geographical EMS regions. For more information, please see <https://www.mass.gov/service-details/ems-regions-in-massachusetts>.
- (2) Cases per 100,000 for each EMS region are calculated as the number of positive tests within a region divided by that region's population multiplied by 100,000.
- (3) Data source: MAVEN and Umass Donahue Institute Population Estimates.
- (4) Congregate care testing surveillance guidance requires facilities to take different action if their regional transmission is above or below 40 new cases per 100,000 residents.



Massachusetts Residents Quarantined due to COVID-19

Data are accurate as of 7/21/2020 at 5p.m.

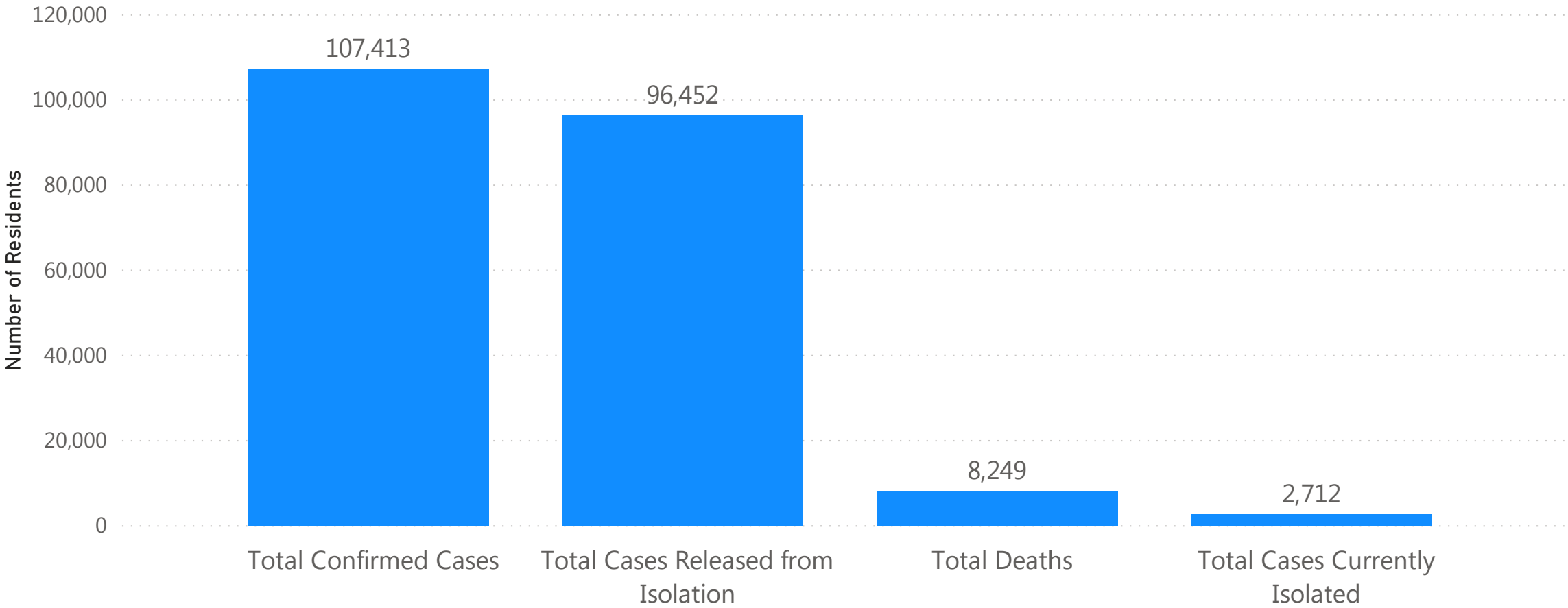
Massachusetts Residents Subject to COVID-19 Quarantine by Current Status as of July 22, 2020	Number of Residents
Total of Individuals who have Completed Monitoring (no longer in Quarantine)	70,449
Total of Individuals Currently Undergoing Monitoring/Under Quarantine	2,032
Total of Individuals Subject to Quarantine	72,481

Learn more about [quarantine or self monitoring](#).



Massachusetts Residents Isolated due to COVID-19

Status of all Confirmed COVID-19 Cases as of July 22, 2020



NOTE: Individuals who had a confirmed case of COVID-19 and are no longer in isolation are considered for purposes of this report to be recovered. As part of this definition, DPH is counting people as released from isolation after 21 days of illness or 21 days past the date of their test in all settings including nursing homes and state facilities.



Massachusetts Department of Public Health COVID-19 Dashboard - Wednesday, July 22, 2020

COVID Cases and Facility-Reported Deaths in Long Term Care Facilities (1/8) Data collected as of 7/21/2020

Facility	County	Total licensed beds	Number of Cases*	COVID-19 Deaths**	Facility	County	Total licensed beds	Number of Cases*	COVID-19 Deaths**
16 ACRES HEALTHCARE CENTER	HAMPDEN	120	> 30	16	BEAR MOUNTAIN AT SUDBURY	MIDDLESEX	142	> 30	13
ABERJONA NURSING CENTER INC	MIDDLESEX	123	> 30	6	BEAR MOUNTAIN AT WEST SPRINGFIELD	HAMPDEN	168	> 30	16
ACADEMY MANOR	ESSEX	174	> 30	22	BEAR MOUNTAIN AT WORCESTER	WORCESTER	173	> 30	12
ADVINIA CARE AT PROVINCETOWN	BARNSTABLE	41	0	0	BEAUMONT AT UNIVERSITY CAMPUS	WORCESTER	164	> 30	30
ADVINIA CARE AT WILMINGTON	MIDDLESEX	142	> 30	30	BEAUMONT REHAB & SKILLED NURSING CTR - NATICK	MIDDLESEX	53	> 30	10
ADVOCATE HEALTHCARE OF EAST BOSTON LLC	SUFFOLK	190	> 30	17	BEAUMONT REHAB & SKILLED NURSING CTR - NORTHBORO	WORCESTER	96	> 30	32
AGAWAM HEALTHCARE	HAMPDEN	176	> 30	25	BEAUMONT REHAB & SKILLED NURSING CTR - NORTHBRIDGE	WORCESTER	154	> 30	37
ALDEN COURT NURSING CARE & REHABILITATION CENTER	BRISTOL	142	11-30	1-4	BEAUMONT REHAB & SKILLED NURSING CTR - WESTBORO	WORCESTER	152	> 30	31
ALLIANCE HEALTH AT ABBOTT	ESSEX	55	11-30	1-4	BEAVEN KELLY HOME	HAMPDEN	57	0	0
ALLIANCE HEALTH AT BALDWINVILLE	WORCESTER	94	> 30	15	BELMONT MANOR NURSING HOME IN	MIDDLESEX	156	> 30	56
ALLIANCE HEALTH AT BRAINTREE	NORFOLK	101	> 30	23	BELVIDERE HEALTHCARE CENTER	MIDDLESEX	115	> 30	12
ALLIANCE HEALTH AT DEVEREUX	ESSEX	64	> 30	18	BENCHMARK SNR LIVING AT THE COMMONS IN LINCOLN SNF	MIDDLESEX	32	11-30	0
ALLIANCE HEALTH AT MARIE ESTHER	MIDDLESEX	78	1-10	0	BENJAMIN HEALTHCARE CENTER	SUFFOLK	205	> 30	20
ALLIANCE HEALTH AT MARINA BAY	NORFOLK	167	> 30	28	BERKELEY RETIREMENT HOMETHE	ESSEX	44	0	0
ALLIANCE HEALTH AT ROSEWOOD	ESSEX	135	> 30	23	BERKSHIRE PLACE	BERKSHIRE	54	0	0
ALLIANCE HEALTH AT WEST ACRES	PLYMOUTH	130	> 30	37	BERKSHIRE REHABILITATION & SKILLED CARE CENTER	BERKSHIRE	57	1-10	0
ANN'S REST HOME	SUFFOLK	13	0	0	BETHANY SKILLED NURSING FACILITY	MIDDLESEX	169	> 30	19
APPLE VALLEY CENTER	MIDDLESEX	123	> 30	1-4	BLAIRE HOUSE OF MILFORD	WORCESTER	73	> 30	17
APPLEWOOD-A HOME FOR ELDERS	WORCESTER	32	0	0	BLAIRE HOUSE OF TEWKSBURY	MIDDLESEX	131	> 30	23
ARMENIAN NURSING & REHABILITATION CENTER	SUFFOLK	83	> 30	30	BLAIRE HOUSE OF WORCESTER	WORCESTER	75	> 30	27
ARNOLD HOUSE INC	MIDDLESEX	22	11-30	0	BLUE HILLS HEALTH AND REHABILITATION CENTER	NORFOLK	92	> 30	15
ATTLEBORO HEALTHCARE	BRISTOL	120	> 30	15	BLUEBERRY HILL REHABILITATION AND HEALTHCARE CTR	ESSEX	132	> 30	24
BAKER-KATZ SKILLED NURSING AND REHABILITATION CTR	ESSEX	77	> 30	14	BOSTON HOME INC (THE)	SUFFOLK	96	> 30	1-4
BAYPATH AT DUXBURY NURSING & REHABILITATION CTR	PLYMOUTH	120	> 30	12	BOSTONIAN NURSING CARE & REHABILITATION CTR THE	SUFFOLK	121	11-30	10
BAYPOINTE REHAB CENTER	PLYMOUTH	169	> 30	42	BOURNE MANOR EXTENDED CARE FACILITY	BARNSTABLE	142	1-10	0
BEAR HILL HEALTHCARE AND REHABILITATION CENTER	MIDDLESEX	169	> 30	27	BRAINTREE MANOR HEALTHCARE	NORFOLK	177	> 30	14
BEAR MOUNTAIN AT ANDOVER	ESSEX	135	> 30	13	BRANDON WOODS OF DARTMOUTH	BRISTOL	118	> 30	22
BEAR MOUNTAIN AT READING	MIDDLESEX	123	> 30	32	BRANDON WOODS OF NEW BEDFORD	BRISTOL	135	> 30	7

*Staff and residents; **Cumulative COVID-19 deaths –includes residents only. PLEASE NOTE: This list includes nursing homes, rest homes, and skilled nursing facilities; reported COVID-19 cases to date represent both staff and residents. The number of cases for a facility relies on the amount of testing conducted; facilities not included on this list may have COVID-19 cases that have not yet been identified. As of May 25th 344 nursing homes reported that at least 90% of staff and 90% of residents had been tested. ALSO: Data on deaths is self-reported by each facility. In accordance with long-term care regulations, nursing homes and rest homes must report deaths due to any cause in any resident, either confirmed COVID-19 positive, or suspected to have COVID-19, even if the individual was never tested. When the number of deaths is between 1-4 residents, the number is suppressed and reported as 1-4, to protect possible resident identification. The Department of Public Health performs routine data quality reviews of the data it receives. This includes removing duplicate results and updating counts if needed. Also, occasional negative tests from nursing home residents result after being reported first as presumptive and are removed. As a result of this, the total of self-reported deaths may decrease to ensure accuracy. Sources: MAVEN for confirmed cases; Individual facilities reported resident deaths to DPH Bureau of Health Care Safety and Quality's Health Care Facility Reporting System



Massachusetts Department of Public Health COVID-19 Dashboard - Wednesday, July 22, 2020

COVID Cases and Facility-Reported Deaths in Long Term Care Facilities (2/8) Data collected as of 7/21/2020

Facility	County	Total licensed beds	Number of Cases*	COVID-19 Deaths**	Facility	County	Total licensed beds	Number of Cases*	COVID-19 Deaths**
BRENTWOOD REHABILITATION AND HEALTHCARE CTR (THE)	ESSEX	159	> 30	23	CARE ONE AT NEW BEDFORD	BRISTOL	154	> 30	30
BRIARWOOD REHABILITATION & HEALTHCARE CENTER	NORFOLK	120	> 30	31	CARE ONE AT NEWTON	MIDDLESEX	202	> 30	31
BRIDGEWATER NURSING HOME	PLYMOUTH	43	0	0	CARE ONE AT NORTHAMPTON	HAMPSHIRE	125	> 30	22
BRIGHAM HEALTH AND REHABILITATION CENTER	ESSEX	64	1-10	0	CARE ONE AT PEABODY	ESSEX	150	> 30	27
BRIGHTON HOUSE REHABILITATION & NURSING CENTER	SUFFOLK	78	> 30	18	CARE ONE AT RANDOLPH	NORFOLK	168	> 30	41
BROCKTON HEALTH CENTER	PLYMOUTH	123	> 30	21	CARE ONE AT REDSTONE	HAMPDEN	254	> 30	15
BROOK HAVEN ASSISTED LIVING LLC	WORCESTER	34	0	0	CARE ONE AT WEYMOUTH	NORFOLK	154	> 30	28
BROOKHAVEN AT LEXINGTON	MIDDLESEX	49	11-30	1-4	CARE ONE AT WILMINGTON	MIDDLESEX	132	> 30	33
BROOKHOUSE HOME FOR AGED WOMEN IN S	ESSEX	36	1-10	0	CARLETON-WILLARD VILLAGE RETIREMENT & NURSING CTR	MIDDLESEX	179	> 30	14
BROOKSIDE REHABILITATION AND HEALTHCARE CENTER	WORCESTER	81	0	0	CARLYLE HOUSE	MIDDLESEX	55	> 30	9
BRUSH HILL CARE CENTER	NORFOLK	160	> 30	5	CARVALHO GROVE HEALTH AND REHABILITATION CENTER	BRISTOL	112	> 30	11
BUCKLEY-GREENFIELD HEALTHCARE CENTER	FRANKLIN	120	> 30	21	CASA DE RAMANA REHABILITATION CENTER	MIDDLESEX	124	> 30	7
BURGOYNE REST HOME	SUFFOLK	11	0	0	CATHOLIC MEMORIAL HOME	BRISTOL	300	1-10	0
CALDWELL HOME - EXTENDED CARE	WORCESTER	28	0	0	CEDAR VIEW REHABILITATION AND HEALTHCARE CENTER	ESSEX	106	> 30	25
CAMBRIDGE REHABILITATION & NURSING CENTER	MIDDLESEX	83	> 30	21	CEDARWOOD GARDENS	NORFOLK	82	1-10	1-4
CAMPION HEALTH & WELLNESS INC	MIDDLESEX	70	1-10	0	CENTER FOR EXTENDED CARE AT AMHERST	HAMPSHIRE	134	> 30	24
CAPE HERITAGE REHABILITATION & HEALTH CARE CENTER	BARNSTABLE	123	1-10	0	CHAPIN CENTER	HAMPDEN	160	> 30	23
CAPE REGENCY REHABILITATION & HEALTH CARE CENTER	BARNSTABLE	120	> 30	17	CHARLENE MANOR EXTENDED CARE FACILITY	FRANKLIN	123	11-30	10
CAPE WINDS REST HOME OF HYANNIS	BARNSTABLE	37	0	0	CHARLTON MANOR REST HOME	WORCESTER	32	0	0
CAPE WINDS REST HOME OF SANDWICH	BARNSTABLE	20	0	0	CHESTNUT HILL OF EAST LONGMEADOW	HAMPDEN	135	0	0
CARDIGAN NURSING & REHABILITATION CENTER	PLYMOUTH	65	11-30	10	CHESTNUT WOODS REHABILITATION AND HEALTHCARE CTR	ESSEX	88	> 30	19
CARE ONE AT BROOKLINE	NORFOLK	120	> 30	28	CHETWYNDE HEALTHCARE	MIDDLESEX	75	> 30	17
CARE ONE AT CONCORD	MIDDLESEX	135	> 30	26	CHICOPEE REHABILITATION AND NURSING CENTER	HAMPDEN	68	1-10	0
CARE ONE AT ESSEX PARK	ESSEX	202	> 30	33	CHILTON HOUSE REST HOME (THE)	PLYMOUTH	36	0	0
CARE ONE AT HOLYOKE	HAMPDEN	164	> 30	20	CHRISTOPHER HOUSE OF WORCESTER	WORCESTER	156	> 30	16
CARE ONE AT LEXINGTON	MIDDLESEX	211	> 30	24	CLIFTON REHABILITATION NURSING CENTER	BRISTOL	142	1-10	0
CARE ONE AT LOWELL	MIDDLESEX	160	> 30	19	COLEMAN HOUSE	WORCESTER	45	> 30	17
CARE ONE AT MILLBURY	WORCESTER	154	> 30	28	COLONY CENTER FOR HEALTH & REHABILITATION	PLYMOUTH	92	> 30	15

*Staff and residents; **Cumulative COVID-19 deaths –includes residents only. PLEASE NOTE: This list includes nursing homes, rest homes, and skilled nursing facilities; reported COVID-19 cases to date represent both staff and residents. The number of cases for a facility relies on the amount of testing conducted; facilities not included on this list may have COVID-19 cases that have not yet been identified. As of May 25th 344 nursing homes reported that at least 90% of staff and 90% of residents had been tested. ALSO: Data on deaths is self-reported by each facility. In accordance with long-term care regulations, nursing homes and rest homes must report deaths due to any cause in any resident, either confirmed COVID-19 positive, or suspected to have COVID-19, even if the individual was never tested. When the number of deaths is between 1-4 residents, the number is suppressed and reported as 1-4, to protect possible resident identification. The Department of Public Health performs routine data quality reviews of the data it receives. This includes removing duplicate results and updating counts if needed. Also, occasional negative tests from nursing home residents result after being reported first as presumptive and are removed. As a result of this, the total of self-reported deaths may decrease to ensure accuracy. Sources: MAVEN for confirmed cases; Individual facilities reported resident deaths to DPH Bureau of Health Care Safety and Quality's Health Care Facility Reporting System



Massachusetts Department of Public Health COVID-19 Dashboard - Wednesday, July 22, 2020

COVID Cases and Facility-Reported Deaths in Long Term Care Facilities (3/8) Data collected as of 7/21/2020

Facility ▲	County	Total licensed beds	Number of Cases*	COVID-19 Deaths**	Facility ▲	County	Total licensed beds	Number of Cases*	COVID- 19 Deaths**
COMMONS RESIDENCE AT ORCHARD COVE	NORFOLK	45	> 30	12	ELIZABETH CATHERINE REST HOME	NORFOLK	26	0	0
CONTINUING CARE AT BROOKSBY VILLAGE	ESSEX	88	1-10	0	ELIZABETH SETON	NORFOLK	84	> 30	17
COPLEY AT STOUGHTON - BAYSTATE CONSOLIDATED PROPER	NORFOLK	123	> 30	15	ELLEN RICE REST HOME INC.	HAMPDEN	12	0	0
COUNTRY CENTER FOR HEALTH & REHABILITATION	ESSEX	111	1-10	0	ELLIS NURSING HOME (THE)	NORFOLK	191	> 30	25
COUNTRY GARDENS HEALTH AND REHABILITATION CENTER	BRISTOL	86	1-10	1-4	ELMHURST HEALTHCARE (THE)	MIDDLESEX	45	11-30	1-4
COUNTRYSIDE HEALTH CARE OF MILFORD	WORCESTER	109	> 30	9	EMERSON REHABILITATION & TRANSITIONAL CARE UNIT	MIDDLESEX	20	0	0
COURTYARD NURSING CARE CENTER	MIDDLESEX	224	> 30	70	FAIRHAVEN HEALTHCARE CENTER	MIDDLESEX	169	> 30	25
CRANEVILLE PLACE REHABILITATION & SKILLED CARE CT	BERKSHIRE	89	1-10	0	FAIRMOUNT REST HOME INC.	SUFFOLK	32	11-30	0
CRESCENT MANOR REST HOME INC	WORCESTER	58	1-10	0	FAIRVIEW COMMONS NURSING & REHABILITATION CENTER	BERKSHIRE	146	1-10	1-4
CUSHING MANOR COMM SUPPORT FACILITY	SUFFOLK	36	0	0	FALL RIVER HEALTHCARE	BRISTOL	176	> 30	13
DAGGETT-CRANDALL NEWCOMB HOME	BRISTOL	30	0	0	FALL RIVER JEWISH HOME INC	BRISTOL	62	1-10	0
DALTON REST HOME	WORCESTER	34	0	0	FARREN CARE CENTER	FRANKLIN	122	0	0
DARTMOUTH MANOR REST HOME	BRISTOL	25	0	0	FITCH HOME INC. (THE)	MIDDLESEX	26	11-30	0
DAVENPORT MEMORIAL HOME	MIDDLESEX	18	0	0	FITCHBURG HEALTHCARE	WORCESTER	160	> 30	23
DAY BROOK VILLAGE SENIOR LIVING	HAMPDEN	92	> 30	26	FITCHBURG REHABILITATION AND NURSING CENTER	WORCESTER	36	1-10	0
DEDHAM HEALTHCARE	NORFOLK	145	> 30	18	FULLER HOUSE OF STONEHAM REST HOME	MIDDLESEX	13	0	0
DEN-MAR HEALTH AND REHABILITATION CENTER	ESSEX	76	> 30	13	GARDEN PLACE HEALTHCARE	BRISTOL	133	> 30	14
DEXTER HOUSE HEALTHCARE	MIDDLESEX	130	> 30	20	GARDNER REHABILITATION AND NURSING CENTER	WORCESTER	124	1-10	0
DODGE PARK REST HOME INC.	WORCESTER	60	11-30	1-4	GERMAN CENTER FOR EXTENDED CARE	SUFFOLK	133	> 30	20
DONNA KAY REST HOME	WORCESTER	60	1-10	0	GERMAN HOME THE	ESSEX	31	0	0
DOOLITTLE HOME THE	NORFOLK	32	0	0	GLEN RIDGE NURSING CARE CENTER	MIDDLESEX	164	> 30	26
DWYER HOME	NORFOLK	50	1-10	1-4	GLOUCESTER HEALTHCARE	ESSEX	101	> 30	16
D'YOUVILLE CENTER FOR ADVANCE THERAPY	MIDDLESEX	33	1-10	1-4	GOVERNORS CENTER	HAMPDEN	100	> 30	15
D'YOUVILLE SENIOR CARE	MIDDLESEX	208	> 30	12	GREENWOOD NURSING & REHABILITATION CENTER	MIDDLESEX	36	11-30	5
EAST LONGMEADOW SKILLED NURSING CENTER	HAMPDEN	119	> 30	24	GUARDIAN CENTER (THE)	PLYMOUTH	123	> 30	16
EASTPOINTE REHAB CENTER	SUFFOLK	195	> 30	64	HALCYON HOUSE	ESSEX	20	1-10	0
ELAINE CENTER AT HADLEY	HAMPSHIRE	154	11-30	8	HALE HOUSE	SUFFOLK	60	0	0
ELIOT CENTER FOR HEALTH & REHABILITATION	MIDDLESEX	114	> 30	9	HANCOCK PARK REHABILITATION AND NURSING CENTER	NORFOLK	142	> 30	21

*Staff and residents; **Cumulative COVID-19 deaths –includes residents only. PLEASE NOTE: This list includes nursing homes, rest homes, and skilled nursing facilities; reported COVID-19 cases to date represent both staff and residents. The number of cases for a facility relies on the amount of testing conducted; facilities not included on this list may have COVID-19 cases that have not yet been identified. As of May 25th 344 nursing homes reported that at least 90% of staff and 90% of residents had been tested. ALSO: Data on deaths is self-reported by each facility. In accordance with long-term care regulations, nursing homes and rest homes must report deaths due to any cause in any resident, either confirmed COVID-19 positive, or suspected to have COVID-19, even if the individual was never tested. When the number of deaths is between 1-4 residents, the number is suppressed and reported as 1-4, to protect possible resident identification. The Department of Public Health performs routine data quality reviews of the data it receives. This includes removing duplicate results and updating counts if needed. Also, occasional negative tests from nursing home residents result after being reported first as presumptive and are removed. As a result of this, the total of self-reported deaths may decrease to ensure accuracy. Sources: MAVEN for confirmed cases; Individual facilities reported resident deaths to DPH Bureau of Health Care Safety and Quality's Health Care Facility Reporting System



Massachusetts Department of Public Health COVID-19 Dashboard - Wednesday, July 22, 2020

COVID Cases and Facility-Reported Deaths in Long Term Care Facilities (4/8) Data collected as of 7/21/2020

Facility	County	Total licensed beds	Number of Cases*	COVID-19 Deaths**	Facility	County	Total licensed beds	Number of Cases*	COVID-19 Deaths**
HANNAH B G SHAW HOME FOR THE AGED	PLYMOUTH	107	0	0	JOHN ADAMS HEALTHCARE CENTER	NORFOLK	71	1-10	0
HANNAH DUSTON HEALTHCARE CENTER	ESSEX	128	> 30	21	JOHN SCOTT HOUSE NURSING & REHABILITATION CENTER	NORFOLK	138	> 30	26
HARBOR HOUSE NURSING & REHABILITATION CENTER	PLYMOUTH	142	> 30	28	JULIAN J LEVITT FAMILY NURSING HOME	HAMPDEN	200	> 30	66
HATHAWAY MANOR EXTENDED CARE	BRISTOL	142	> 30	27	KATZMAN FAMILY CENTER FOR LIVING	SUFFOLK	120	> 30	55
HATHORNE HILL	ESSEX	120	> 30	7	KEYSTONE CENTER	WORCESTER	106	11-30	7
HAVENWOOD REST HOME	BRISTOL	41	0	0	KIMBALL FARMS NURSING CARE CENTER	BERKSHIRE	74	1-10	0
HEATHWOOD HEALTHCARE	MIDDLESEX	73	> 30	15	KNOLLWOOD NURSING CENTER	WORCESTER	82	1-10	1-4
HELLENIC NURSING & REHABILITATION CENTER	NORFOLK	154	> 30	27	LABELLE'S REST HOME	FRANKLIN	24	0	0
HERITAGE HALL EAST	HAMPDEN	123	> 30	15	LAFAYETTE REHABILITATION & SKILLED NURSING FACILIT	ESSEX	65	> 30	14
HERITAGE HALL NORTH	HAMPDEN	124	> 30	6	LAKEVIEW HOUSE SKLD NRSG AND RESIDENTIAL CARE FAC	ESSEX	91	0	0
HERITAGE HALL SOUTH	HAMPDEN	122	> 30	5	LANESSA EXTENDED CARE	WORCESTER	96	1-10	0
HERITAGE HALL WEST	HAMPDEN	164	> 30	23	LASELL HOUSE	MIDDLESEX	44	0	0
HERMITAGE HEALTHCARE (THE)	WORCESTER	101	> 30	12	LATHROP HOME	HAMPSHIRE	39	0	0
HIGHLANDS THE	WORCESTER	168	> 30	31	LAUREL RIDGE REHAB AND SKILLED CARE CENTER	SUFFOLK	120	> 30	18
HIGHVIEW OF NORTHAMPTON	HAMPSHIRE	120	> 30	14	LEDGEWOOD REHABILITATION & SKILLED NURSING CENTER	ESSEX	123	> 30	11
HILLCREST COMMONS NURSING & REHABILITATION CENTER	BERKSHIRE	265	0	0	LEE HEALTHCARE	BERKSHIRE	88	0	0
HILLSIDE REST HOME	ESSEX	28	0	0	LEONARD FLORENCE CENTER FOR LIVING	SUFFOLK	100	11-30	1-4
HOLDEN REHABILITATION & NURSING CENTER	WORCESTER	123	11-30	1-4	LIBERTY COMMONS	BARNSTABLE	132	1-10	0
HOLY TRINITY EASTERN ORTHODOX N & R CENTER	WORCESTER	113	> 30	12	LIFE CARE CENTER OF ACTON	MIDDLESEX	155	> 30	17
HOLYOKE HEALTHCARE CENTER	HAMPDEN	102	1-10	0	LIFE CARE CENTER OF ATTLEBORO	BRISTOL	123	> 30	15
HOMESTEAD HALL	WORCESTER	32	0	0	LIFE CARE CENTER OF AUBURN	WORCESTER	154	> 30	34
HUNT NURSING & REHAB CENTER	ESSEX	120	> 30	22	LIFE CARE CENTER OF LEOMINSTER	WORCESTER	133	> 30	26
IVY HILL COURT	ESSEX	30	0	0	LIFE CARE CENTER OF MERRIMACK VALLEY	MIDDLESEX	124	> 30	28
JEANNE JUGAN RESIDENCE	MIDDLESEX	84	> 30	9	LIFE CARE CENTER OF NASHOBA VALLEY	MIDDLESEX	120	> 30	27
JEFFREY & SUSAN BRUDNICK CENTER FOR LIVING	ESSEX	180	> 30	46	LIFE CARE CENTER OF PLYMOUTH	PLYMOUTH	150	> 30	24
JESMOND NURSING HOME	ESSEX	57	11-30	5	LIFE CARE CENTER OF RAYNHAM	BRISTOL	154	> 30	37
JEWISH HEALTHCARE CENTER	WORCESTER	141	> 30	23	LIFE CARE CENTER OF STONEHAM	MIDDLESEX	94	> 30	16
JML CARE CENTER INC	BARNSTABLE	132	11-30	5	LIFE CARE CENTER OF THE NORTH SHORE	ESSEX	123	> 30	24

*Staff and residents; **Cumulative COVID-19 deaths –includes residents only. PLEASE NOTE: This list includes nursing homes, rest homes, and skilled nursing facilities; reported COVID-19 cases to date represent both staff and residents. The number of cases for a facility relies on the amount of testing conducted; facilities not included on this list may have COVID-19 cases that have not yet been identified. As of May 25th 344 nursing homes reported that at least 90% of staff and 90% of residents had been tested. ALSO: Data on deaths is self-reported by each facility. In accordance with long-term care regulations, nursing homes and rest homes must report deaths due to any cause in any resident, either confirmed COVID-19 positive, or suspected to have COVID-19, even if the individual was never tested. When the number of deaths is between 1-4 residents, the number is suppressed and reported as 1-4, to protect possible resident identification. The Department of Public Health performs routine data quality reviews of the data it receives. This includes removing duplicate results and updating counts if needed. Also, occasional negative tests from nursing home residents result after being reported first as presumptive and are removed. As a result of this, the total of self-reported deaths may decrease to ensure accuracy. Sources: MAVEN for confirmed cases; Individual facilities reported resident deaths to DPH Bureau of Health Care Safety and Quality's Health Care Facility Reporting System



Massachusetts Department of Public Health COVID-19 Dashboard - Wednesday, July 22, 2020

COVID Cases and Facility-Reported Deaths in Long Term Care Facilities (5/8) Data collected as of 7/21/2020

Facility	County	Total licensed beds	Number of Cases*	COVID-19 Deaths**	Facility	County	Total licensed beds	Number of Cases*	COVID-19 Deaths**
LIFE CARE CENTER OF THE SOUTH SHORE	PLYMOUTH	117	> 30	16	MEADOWS OF CENTRAL MASSACHUSETTS (THE)	WORCESTER	135	> 30	12
LIFE CARE CENTER OF WEST BRIDGEWATER	PLYMOUTH	150	> 30	7	MEADOWS THE	ESSEX	60	11-30	5
LIFE CARE CENTER OF WILBRAHAM	HAMPDEN	123	> 30	15	MEDFORD REHABILITATION AND NURSING CENTER	MIDDLESEX	142	> 30	14
LIGHTHOUSE NURSING CARE CENTER	SUFFOLK	123	> 30	24	MEDWAY COUNTRY MANOR SKILLED NURSING & REHABILITAT	NORFOLK	123	> 30	12
LINCOLN HILL MANOR	WORCESTER	30	0	0	MELROSE HEALTHCARE	MIDDLESEX	106	> 30	12
LINDA MANOR EXTENDED CARE FACILITY	HAMPSHIRE	123	1-10	0	MERRIMACK VALLEY HEALTH CENTER	ESSEX	203	> 30	20
LINDEN PONDS	PLYMOUTH	132	> 30	6	MILFORD CENTER	WORCESTER	135	> 30	11
LONGMEADOW OF TAUNTON	BRISTOL	100	> 30	9	MILL POND REST HOME	MIDDLESEX	27	0	0
LOOMIS LAKESIDE AT REEDS LANDING	HAMPDEN	42	> 30	5	MONT MARIE REHABILITATION & HEALTHCARE CENTER	HAMPDEN	84	> 30	6
LUTHERAN REHABILITATION & SKILLED CARE CENTER	WORCESTER	150	> 30	22	MOUNT CARMEL CARE CENTER	BERKSHIRE	69	1-10	0
LYDIA TAFT HOUSE	WORCESTER	53	1-10	0	MOUNT SAINT VINCENT CARE CENTER	HAMPDEN	125	> 30	13
LYNN HOME FOR ELDERLY PERSONS	ESSEX	37	0	0	MT GREYLOCK EXTENDED CARE FACILITY	BERKSHIRE	100	1-10	0
LYNN SHORE REST HOME	ESSEX	34	0	0	MT. IDA REST HOME INC.	MIDDLESEX	18	1-10	0
M I NURSING & RESTORATIVE CENTER	ESSEX	250	> 30	55	MT. PLEASANT HOME	SUFFOLK	60	1-10	0
MADONNA MANOR NURSING HOME	BRISTOL	129	> 30	23	NEMASKET HEALTHCARE CENTER	PLYMOUTH	102	> 30	10
MAPLES REHABILITATION & NURSING CENTER	NORFOLK	144	> 30	10	NEVILLE CENTER AT FRESH POND FOR NURSING & REHAB	MIDDLESEX	112	> 30	31
MAPLEWOOD REHAB AND NURSING	ESSEX	120	11-30	0	NEVINS NURSING & REHABILITATION CENTER	ESSEX	153	> 30	14
MARIAN MANOR	SUFFOLK	355	> 30	23	NEW BEDFORD JEWISH CONVALESCENT HOME INC	BRISTOL	80	1-10	0
MARIAN MANOR OF TAUNTON	BRISTOL	116	11-30	5	NEW ENGLAND HOMES FOR THE DEAF INC	ESSEX	81	> 30	5
MARILLAC RESIDENCE	NORFOLK	76	0	0	NEW ENGLAND PEDIATRIC CARE	MIDDLESEX	80	1-10	0
MARISTHILL NURSING & REHABILITATION CENTER	MIDDLESEX	123	> 30	18	NEW ENGLAND SINAI HOSPITAL TRANSITIONAL CARE UNIT	NORFOLK	42	11-30	0
MARLBOROUGH HILLS REHABILITATION & HLTH CARE CTR	MIDDLESEX	196	> 30	27	NEWBRIDGE ON THE CHARLES SKILLED NURSING FACILITY	NORFOLK	48	> 30	1-4
MARY ANN MORSE NURSING & REHABILITATION	MIDDLESEX	124	> 30	29	NEWBURYPORT SOCIETY - OF AGED MEN	ESSEX	9	0	0
MARY'S MEADOW AT PROVIDENCE PLACE	HAMPDEN	40	1-10	0	NEWFIELD HOUSE CONVALESCENT HOME	PLYMOUTH	100	11-30	7
MASCONOMET HEALTHCARE CENTER	ESSEX	123	> 30	29	NEWTON WELLESLEY CENTER FOR ALZHEIMER'S CARE	NORFOLK	110	> 30	18
MATTAPAN HEALTH & REHABILITATION CENTER	SUFFOLK	85	> 30	8	NORTH ADAMS COMMONS NURSING & REHABILITATION CENTE	FRANKLIN	119	0	0
MAYFLOWER PLACE NURSING & REHABILITATION CENTER	BARNSTABLE	72	1-10	1-4	NORTH END REHABILITATION AND HEALTHCARE CENTER	SUFFOLK	100	1-10	1-4
MEADOW GREEN NURSING AND REHABILITATION CENTER	MIDDLESEX	123	> 30	22	NORTHWOOD REHABILITATION & HEALTHCARE CENTER	MIDDLESEX	123	> 30	36

*Staff and residents; **Cumulative COVID-19 deaths –includes residents only. PLEASE NOTE: This list includes nursing homes, rest homes, and skilled nursing facilities; reported COVID-19 cases to date represent both staff and residents. The number of cases for a facility relies on the amount of testing conducted; facilities not included on this list may have COVID-19 cases that have not yet been identified. As of May 25th 344 nursing homes reported that at least 90% of staff and 90% of residents had been tested. ALSO: Data on deaths is self-reported by each facility. In accordance with long-term care regulations, nursing homes and rest homes must report deaths due to any cause in any resident, either confirmed COVID-19 positive, or suspected to have COVID-19, even if the individual was never tested. When the number of deaths is between 1-4 residents, the number is suppressed and reported as 1-4, to protect possible resident identification. The Department of Public Health performs routine data quality reviews of the data it receives. This includes removing duplicate results and updating counts if needed. Also, occasional negative tests from nursing home residents result after being reported first as presumptive and are removed. As a result of this, the total of self-reported deaths may decrease to ensure accuracy. Sources: MAVEN for confirmed cases; Individual facilities reported resident deaths to DPH Bureau of Health Care Safety and Quality's Health Care Facility Reporting System



Massachusetts Department of Public Health COVID-19 Dashboard - Wednesday, July 22, 2020

COVID Cases and Facility-Reported Deaths in Long Term Care Facilities (6/8) Data collected as of 7/21/2020

Facility	County	Total licensed beds	Number of Cases*	COVID-19 Deaths**	Facility	County	Total licensed beds	Number of Cases*	COVID-19 Deaths**
NORWOOD HEALTHCARE	NORFOLK	170	> 30	31	PLEASANT STREET REST HOME INC.	BRISTOL	60	11-30	1-4
NOTRE DAME LONG TERM CARE CENTER	WORCESTER	123	> 30	32	PLYMOUTH HARBORSIDE HEALTHCARE	PLYMOUTH	101	> 30	17
OAK KNOLL HEALTHCARE CENTER	MIDDLESEX	123	> 30	19	PLYMOUTH REHABILITATION & HEALTH CARE CENTER	PLYMOUTH	186	1-10	0
OAKDALE REHABILITATION & SKILLED NURSING CENTER	WORCESTER	92	1-10	0	POET'S SEAT HEALTH CARE CENTER	FRANKLIN	63	> 30	15
OAKHILL HEALTHCARE	PLYMOUTH	123	> 30	7	POND HOME	NORFOLK	43	1-10	0
OAKS THE	BRISTOL	122	1-10	0	POPE NURSING HOME	NORFOLK	49	> 30	20
OASIS AT DODGE PARK	WORCESTER	82	0	0	PORT HEALTHCARE CENTER	ESSEX	123	1-10	0
ODD FELLOWS HOME OF MASSACHUSETTS	WORCESTER	100	> 30	16	PRESCOTT HOUSE	ESSEX	126	> 30	1-4
OOSTERMAN'S MELROSE REST HOME INC	MIDDLESEX	25	0	0	PRESENTATION REHAB AND SKILLED CARE CENTER	SUFFOLK	122	> 30	24
OUR ISLAND HOME	NANTUCKET	45	0	0	QUABBIN VALLEY HEALTHCARE	WORCESTER	142	1-10	0
OUR LADYS HAVEN OF FAIRHAVEN INC	BRISTOL	117	> 30	26	QUABOAG REHABILITATION & SKILLED CARE FACILITY	WORCESTER	166	11-30	0
OVERLOOK MASONIC HEALTH CENTER	WORCESTER	181	1-10	0	QUEEN ANNE NURSING HOME INC	PLYMOUTH	106	> 30	19
OXFORD REHABILITATION & HEALTH CARE CENTER THE	ESSEX	120	> 30	8	QUINCY HEALTH AND REHABILITATION CENTER LLC	NORFOLK	126	> 30	42
PALM SKILLED NRSING CR & CTR FOR REHAB EXCELLENCE	MIDDLESEX	124	> 30	31	RECUPERATIVE SERVICES UNIT-HEBREW REHAB CENTER	SUFFOLK	50	> 30	0
PALMER HEALTHCARE CENTER	HAMPDEN	61	0	0	REHABILITATION & NURSING CENTER AT EVERETT (THE)	MIDDLESEX	183	> 30	17
PARK AVENUE HEALTH CENTER	MIDDLESEX	89	> 30	16	RENAISSANCE MANOR ON CABOT	HAMPDEN	61	1-10	0
PARK PLACE REHABILITATION & SKILLED CARE CENTER	SUFFOLK	53	11-30	7	RESERVOIR CENTER FOR HEALTH & REHABILITATION THE	MIDDLESEX	144	> 30	16
PARKWAY HEALTH AND REHABILITATION CENTER	SUFFOLK	141	> 30	13	REVOLUTION CHARLWELL	NORFOLK	124	> 30	22
PARSONS HILL REHABILITATION & HEALTH CARE CENTER	WORCESTER	162	> 30	7	REVOLUTION KIMWELL	BRISTOL	124	> 30	12
PAVILION THE	BARNSTABLE	82	1-10	0	RIVER TERRACE REHABILITATION AND HEALTHCARE CTR	WORCESTER	82	> 30	22
PENACOOK PLACE INC	ESSEX	160	> 30	15	RIVER VALLEY REST HOME	HAMPSHIRE	25	0	0
PENNY LANE	WORCESTER	26	0	0	RIVERBEND OF SOUTH NATICK	MIDDLESEX	55	1-10	1-4
PETTEE HOUSE	MIDDLESEX	24	0	0	RIVERCREST LONG TERM CARE	MIDDLESEX	42	11-30	12
PHILLIPS MANOR NURSING HOME	ESSEX	29	11-30	8	ROCKRIDGE AT LAUREL PARK	HAMPSHIRE	61	0	0
PILGRIM REHABILITATION & SKILLED NURSING CENTER	ESSEX	152	> 30	15	ROSEWOOD MANOR REST HOME	BARNSTABLE	33	1-10	0
PINE KNOLL NURSING CENTER	MIDDLESEX	81	> 30	18	ROYAL AT WAYLAND REHABILITATION & NURSING CENTER	MIDDLESEX	40	> 30	11
PLEASANT ACRES REST HOME LLC	WORCESTER	14	0	0	ROYAL BRAINTREE NURSING AND REHABILITATION CENTER	NORFOLK	204	> 30	33
PLEASANT BAY OF BREWSTER REHAB CENTER	BARNSTABLE	135	> 30	19	ROYAL CAPE COD NURSING & REHABILITATION CENTER	BARNSTABLE	99	> 30	18

*Staff and residents; **Cumulative COVID-19 deaths –includes residents only. PLEASE NOTE: This list includes nursing homes, rest homes, and skilled nursing facilities; reported COVID-19 cases to date represent both staff and residents. The number of cases for a facility relies on the amount of testing conducted; facilities not included on this list may have COVID-19 cases that have not yet been identified. As of May 25th 344 nursing homes reported that at least 90% of staff and 90% of residents had been tested. ALSO: Data on deaths is self-reported by each facility. In accordance with long-term care regulations, nursing homes and rest homes must report deaths due to any cause in any resident, either confirmed COVID-19 positive, or suspected to have COVID-19, even if the individual was never tested. When the number of deaths is between 1-4 residents, the number is suppressed and reported as 1-4, to protect possible resident identification. The Department of Public Health performs routine data quality reviews of the data it receives. This includes removing duplicate results and updating counts if needed. Also, occasional negative tests from nursing home residents result after being reported first as presumptive and are removed. As a result of this, the total of self-reported deaths may decrease to ensure accuracy. Sources: MAVEN for confirmed cases; Individual facilities reported resident deaths to DPH Bureau of Health Care Safety and Quality's Health Care Facility Reporting System



Massachusetts Department of Public Health COVID-19 Dashboard - Wednesday, July 22, 2020

COVID Cases and Facility-Reported Deaths in Long Term Care Facilities (7/8) Data collected as of 7/21/2020

Facility	County	Total licensed beds	Number of Cases*	COVID-19 Deaths**	Facility	County	Total licensed beds	Number of Cases*	COVID-19 Deaths**
ROYAL MEADOW VIEW CENTER	MIDDLESEX	113	> 30	13	SOUTHBRIDGE REHABILITATION & HEALTH CARE CENTER	WORCESTER	144	> 30	10
ROYAL MEGANSETT NURSING & REHABILITATION	BARNSTABLE	90	1-10	0	SOUTHEAST HEALTH CARE CENTER	BRISTOL	171	> 30	22
ROYAL NORWELL NURSING & REHABILITATION CENTER LLC	PLYMOUTH	86	> 30	17	SOUTHPOINTE REHAB CENTER	BRISTOL	152	> 30	19
ROYAL NURSING CENTER LLC	BARNSTABLE	121	> 30	9	SOUTHSORE HEALTH CARE CENTER	PLYMOUTH	96	> 30	15
ROYAL OF COTUIT	BARNSTABLE	120	1-10	0	SOUTHWOOD AT NORWELL NURSING CTR	PLYMOUTH	142	11-30	23
ROYAL OF FAIRHAVEN NURSING CENTER	BRISTOL	107	1-10	0	SPAULDING NURSING & THERAPYCENTER - BRIGHTON	SUFFOLK	123	11-30	1-4
ROYAL WOOD MILL CENTER	ESSEX	94	> 30	18	SPRINGSIDE REHABILITATION AND SKILLED CARE CENTER	BERKSHIRE	115	0	0
SACHEM CENTER FOR HEALTH & REHABILITATION	PLYMOUTH	111	> 30	20	ST CAMILLUS HEALTH CENTER	WORCESTER	123	> 30	19
SACRED HEART NURSING HOME	BRISTOL	217	> 30	21	ST FRANCIS REHABILITATION & NURSING CENTER	WORCESTER	137	> 30	21
SALEM REHAB CENTER	ESSEX	123	> 30	23	ST JOSEPH MANOR HEALTH CARE INC	PLYMOUTH	118	> 30	32
SANCTA MARIA NURSING FACILITY	MIDDLESEX	141	> 30	19	ST JOSEPH REHAB & NURSING CARE CENTER	SUFFOLK	123	> 30	27
SARAH BRAYTON NURSING CARE CTR	BRISTOL	183	> 30	22	ST LUKE'S HOME	HAMPDEN	89	0	0
SAUGUS REHAB AND NURSING	ESSEX	80	> 30	6	ST MARY HEALTH CARE CENTER	WORCESTER	172	> 30	38
SAVOY NURSING & REHAB CTR	BRISTOL	39	0	0	ST PATRICK'S MANOR	MIDDLESEX	333	> 30	39
SEA VIEW CONVALESCENT AND NURSING HOME	ESSEX	62	11-30	1-4	STERLING VILLAGE	WORCESTER	143	> 30	12
SEACOAST NURSING & REHABILITATION CENTER INC	ESSEX	142	1-10	0	STONE REHABILITATION AND SENIOR LIVING	MIDDLESEX	82	> 30	15
SERENITY HILL NURSING CENTER	NORFOLK	44	11-30	1-4	STONEHEDGE HEALTH CARE CENTER	SUFFOLK	79	> 30	10
SERENITY REST HOME LLC	PLYMOUTH	24	0	0	SUDBURY PINES EXTENDED CARE	MIDDLESEX	92	> 30	13
SETH MANN 2ND HME FOR AGED/INFI WOM	NORFOLK	5	0	0	SUNNY ACRES NURSING HOME	MIDDLESEX	93	11-30	1-4
SEVEN HILLS PEDIATRIC CENTER	MIDDLESEX	83	1-10	0	SUTTON HILL CENTER	ESSEX	142	> 30	15
SHERRILL HOUSE	SUFFOLK	196	> 30	32	SWEET BROOK OF WILLIAMSTOWN REHABILITATION & N CTR	BERKSHIRE	146	0	0
SHREWSBURY NURSING & REHABILITATION CENTER	WORCESTER	99	> 30	20	TERRACES ORLEANS (THE)	BARNSTABLE	50	0	0
SIPPICAN HEALTHCARE CENTER	PLYMOUTH	123	1-10	0	THE LELAND HOME	MIDDLESEX	40	1-10	0
SKILLED NURSING FACILITY AT NORTH HILL (THE)	NORFOLK	72	> 30	10	THOMAS UPHAM HOUSE	NORFOLK	42	1-10	0
SOMERSET RIDGE CENTER	BRISTOL	135	> 30	14	TIMBERLYN HEIGHTS NURSING AND REHABILITATION	BERKSHIRE	71	1-10	0
SOPHIA SNOW HOUSE	SUFFOLK	36	0	0	TIMOTHY DANIELS HOUSE	MIDDLESEX	40	1-10	0
SOUTH COVE MANOR NURSING & REHABILITATION CENTER	NORFOLK	141	1-10	0	TOWN AND COUNTRY HEALTH CARE CENTER	MIDDLESEX	80	> 30	10
SOUTH DENNIS HEALTHCARE	BARNSTABLE	128	> 30	11	TREMONT HEALTH CARE CENTER	PLYMOUTH	104	> 30	15

*Staff and residents; **Cumulative COVID-19 deaths –includes residents only. PLEASE NOTE: This list includes nursing homes, rest homes, and skilled nursing facilities; reported COVID-19 cases to date represent both staff and residents. The number of cases for a facility relies on the amount of testing conducted; facilities not included on this list may have COVID-19 cases that have not yet been identified. As of May 25th 344 nursing homes reported that at least 90% of staff and 90% of residents had been tested. ALSO: Data on deaths is self-reported by each facility. In accordance with long-term care regulations, nursing homes and rest homes must report deaths due to any cause in any resident, either confirmed COVID-19 positive, or suspected to have COVID-19, even if the individual was never tested. When the number of deaths is between 1-4 residents, the number is suppressed and reported as 1-4, to protect possible resident identification. The Department of Public Health performs routine data quality reviews of the data it receives. This includes removing duplicate results and updating counts if needed. Also, occasional negative tests from nursing home residents result after being reported first as presumptive and are removed. As a result of this, the total of self-reported deaths may decrease to ensure accuracy. Sources: MAVEN for confirmed cases; Individual facilities reported resident deaths to DPH Bureau of Health Care Safety and Quality's Health Care Facility Reporting System



Massachusetts Department of Public Health COVID-19 Dashboard - Wednesday, July 22, 2020

COVID Cases and Facility-Reported Deaths in Long Term Care Facilities (8/8) Data collected as of 7/21/2020

Facility	County	Total licensed beds	Number of Cases*	COVID-19 Deaths**	Facility	County	Total licensed beds	Number of Cases*	COVID-19 Deaths**
▲					▲				
TWIN OAKS REHAB AND NURSING	ESSEX	101	> 30	11	WILLIAMSTOWN COMMONS NURSING & REHAB	BERKSHIRE	180	> 30	24
VERO HEALTH & REHAB OF HAMPDEN	HAMPDEN	100	> 30	15	WILLIMANSETT CENTER EAST	HAMPDEN	85	0	0
VERO HEALTH & REHAB OF SOUTH HADLEY	HAMPSHIRE	132	> 30	24	WILLIMANSETT CENTER WEST	HAMPDEN	103	0	0
VERO HEALTH & REHAB OF WILBRAHAM	HAMPDEN	135	> 30	22	WILLOW MANOR	MIDDLESEX	90	> 30	6
VICTORIA HAVEN NURSING FACILITY	NORFOLK	31	1-10	0	WILLOWBROOK MANOR REST HOME	NORFOLK	36	0	0
VILLAGE REST HOME	BRISTOL	14	1-10	1-4	WILLOWS AT WORCESTER (THE)	WORCESTER	28	0	0
VILLAGE REST HOME	WORCESTER	25	0	0	WINCHESTER NURSING CENTER INC	MIDDLESEX	121	11-30	1-4
VILLAGE REST HOME II OF BROCKTON	PLYMOUTH	16	0	0	WINDEMERE NURSING & REHAB CTR ON MARTHAS VINEYARD	DUKES	106	0	0
WACHUSETT MANOR	WORCESTER	96	> 30	9	WINDSOR NURSING & RETIREMENT HOME	BARNSTABLE	120	11-30	1-4
WAKEFIELD CENTER	MIDDLESEX	149	> 30	13	WINGATE AT CHESTNUT HILL	NORFOLK	135	> 30	13
WALPOLE HEALTHCARE	NORFOLK	90	> 30	11	WINGATE AT HARWICH	BARNSTABLE	135	> 30	21
WAREHAM HEALTHCARE	PLYMOUTH	175	1-10	0	WINGATE AT HAVERHILL	ESSEX	146	> 30	21
WATERTOWN HEALTH CENTER	MIDDLESEX	163	> 30	18	WINGATE AT NEEDHAM	NORFOLK	142	> 30	22
WATerview LODGE LLC REHABILITATION & HEALTHCARE	MIDDLESEX	103	> 30	12	WINGATE AT NORTON	BRISTOL	106	1-10	0
WEBSTER MANOR REHABILITATION & HEALTH CARE CENTER	WORCESTER	135	> 30	9	WINGATE AT SHARON	NORFOLK	66	> 30	9
WEBSTER PARK REHABILITATION AND HEALTHCARE CENTER	PLYMOUTH	110	> 30	15	WINGATE AT SILVER LAKE	PLYMOUTH	164	> 30	11
WEDGEMERE HEALTHCARE	BRISTOL	94	> 30	8	WINGATE AT WESTON	MIDDLESEX	160	> 30	22
WEST NEWTON HEALTHCARE	MIDDLESEX	123	> 30	13	WINTER HILL REST HOME	WORCESTER	15	0	0
WEST REVERE HEALTH CENTER	SUFFOLK	119	> 30	8	WOBBURN NURSING CENTER INC	MIDDLESEX	140	> 30	18
WEST ROXBURY HEALTH & REHABILITATION CENTER	SUFFOLK	76	> 30	8	WORCESTER HEALTH CENTER	WORCESTER	160	> 30	7
WEST SIDE HOUSE LTC FACILITY	WORCESTER	91	> 30	10	WORCESTER REHABILITATION & HEALTH CARE CENTER	WORCESTER	160	> 30	12
WESTBOROUGH HEALTHCARE	WORCESTER	117	> 30	23					
WESTFIELD CENTER	HAMPDEN	98	1-10	0					
WESTFIELD GARDENS NURSING AND REHAB	HAMPDEN	80	0	0					
WESTFORD HOUSE	MIDDLESEX	123	> 30	5					
WESTVIEW REST HOME	PLYMOUTH	20	0	0					
WHITTIER BRADFORD TRANSITIONAL CARE UNIT	ESSEX	20	1-10	0					
WHITTIER WESTBOROUGH TRANSITIONAL CARE UNIT	WORCESTER	19	1-10	0					

*Staff and residents; **Cumulative COVID-19 deaths –includes residents only. PLEASE NOTE: This list includes nursing homes, rest homes, and skilled nursing facilities; reported COVID-19 cases to date represent both staff and residents. The number of cases for a facility relies on the amount of testing conducted; facilities not included on this list may have COVID-19 cases that have not yet been identified. As of May 25th 344 nursing homes reported that at least 90% of staff and 90% of residents had been tested. ALSO: Data on deaths is self-reported by each facility. In accordance with long-term care regulations, nursing homes and rest homes must report deaths due to any cause in any resident, either confirmed COVID-19 positive, or suspected to have COVID-19, even if the individual was never tested. When the number of deaths is between 1-4 residents, the number is suppressed and reported as 1-4, to protect possible resident identification. The Department of Public Health performs routine data quality reviews of the data it receives. This includes removing duplicate results and updating counts if needed. Also, occasional negative tests from nursing home residents result after being reported first as presumptive and are removed. As a result of this, the total of self-reported deaths may decrease to ensure accuracy. Sources: MAVEN for confirmed cases; Individual facilities reported resident deaths to DPH Bureau of Health Care Safety and Quality's Health Care Facility Reporting System



Nursing Facility Staff Re-Baseline Testing

- On June 30, the Commonwealth issued an evidence-based surveillance testing policy for long-term care facilities to further support the safe care of vulnerable residents in these settings
- **Nursing facilities and rest homes are required to comply with the surveillance testing regimen, and may be subject to financial sanctions for non-compliance**
- To determine the cadence of surveillance testing, nursing facilities and rest homes were required to perform baseline testing for at least 90% of staff by July 19th*
- This report depicts the percentage of staff tested for COVID-19 at each facility and whether a facility met the 90% threshold. The data is self-attested by nursing facilities and may be subject to further audit and review by EOHHS for final determinations
- The state is supporting surveillance testing costs for nursing facilities and rest homes through September, at which point EOHHS will reassess the testing policy based on public health metrics
- Future versions of this report will include information on adherence to the surveillance testing regimen, based on the results of baseline testing (e.g. facilities with positive staff cases are required to test staff more frequently than facilities with no new cases)

**Baseline
Testing
Results
(through 7/22)**

Total facilities required to submit testing data	361
In Compliance <i>(Total facilities achieving baseline testing threshold)</i>	355
Not In Compliance <i>(Total facilities not achieving 90% staff testing threshold)</i>	5
Did Not Report <i>(Total facilities that did not submit testing data)</i>	1

* Rest home data will be published in future reports; enforcement of the July 19th deadline was extended until July 26th



Nursing Facility Staff Re-Baseline Testing

Facility Name	City/Town	Percent Of Staff Tested	Staff Testing Status
ABERJONA NURSING CENTER, INC.	WINCHESTER	100%	In Compliance
ACADEMY MANOR	ANDOVER	99%	In Compliance
ADVINIA CARE AT PROVINCETOWN	PROVINCETOWN	100%	In Compliance
ADVOCATE HEALTHCARE OF EAST BOSTON	BOSTON	95%	In Compliance
AGAWAM HEALTHCARE	AGAWAM	90%	In Compliance
ALDEN COURT NURSING CARE & REHAB CTR	FAIRHAVEN	97%	In Compliance
ALLIANCE HEALTH AT ABBOTT	LYNN	96%	In Compliance
ALLIANCE HEALTH AT BALDWINVILLE	TEMPLETON	97%	In Compliance
ALLIANCE HEALTH AT BRAINTREE	BRAINTREE	96%	In Compliance
ALLIANCE HEALTH AT DEVEREUX	MARBLEHEAD	100%	In Compliance
ALLIANCE HEALTH AT MARIE ESTHER	MARLBOROUGH	100%	In Compliance
ALLIANCE HEALTH AT MARINA BAY	QUINCY	94%	In Compliance
ALLIANCE HEALTH AT ROSEWOOD	PEABODY	98%	In Compliance
ALLIANCE HEALTH AT WEST ACRES	BROCKTON	100%	In Compliance
APPLE VALLEY CENTER	AYER	97%	In Compliance
ARMENIAN NURSING & REHAB. CTR.	BOSTON	100%	In Compliance
ATTLEBORO HEALTHCARE	ATTLEBORO	92%	In Compliance
BAKER KATZ SKILLED NURSING & REHAB CTR	HAVERHILL	98%	In Compliance
BAYPATH AT DUXBURY NURSING & REHAB	DUXBURY	99%	In Compliance
BAYPOINTE REHAB CENTER	BROCKTON	97%	In Compliance
BEAR HILL HEALTHCARE AND REHABILITATION CENTER	STONEHAM	94%	In Compliance
BEAR MOUNTAIN AT ANDOVER	ANDOVER	100%	In Compliance
BEAR MOUNTAIN AT READING	READING	92%	In Compliance
BEAR MOUNTAIN AT SUDBURY	SUDBURY	99%	In Compliance
BEAR MOUNTAIN AT WEST SPRINGFIELD	WEST SPRINGFIELD	93%	In Compliance
BEAR MOUNTAIN AT WORCESTER	WORCESTER	96%	In Compliance
BEAUMONT AT UNIVERSITY CAMPUS	WORCESTER	98%	In Compliance
BEAUMONT REHAB & SKD NATICK	NATICK	100%	In Compliance
BEAUMONT REHAB & SKD NORTHBOROUGH	NORTHBOROUGH	92%	In Compliance

Note: The figures presented in this publication were self-reported by nursing facilities. Facilities were also required to submit a signed attestation form certifying compliance with [MassHealth Nursing Facility Bulletin 148](#). See the bulletin for more information on the period over which testing occurred and how staff counts were reported.



Nursing Facility Staff Re-Baseline Testing

Facility Name	City/Town	Percent Of Staff Tested	Staff Testing Status
BEAUMONT REHAB & SKD NORTHBRIDGE	NORTHBRIDGE	98%	In Compliance
BEAUMONT REHAB & SKD WESTBOROUGH	WESTBOROUGH	94%	In Compliance
BELMONT MANOR NURSING HOME	BELMONT	95%	In Compliance
BELVIDERE HEALTHCARE CENTER	LOWELL	93%	In Compliance
BENJAMIN HEALTHCARE CENTER	BOSTON	26%	Not In Compliance
BERKELEY RETIREMENT HOME	LAWRENCE	96%	In Compliance
BERKSHIRE REHABILITATION & SKILLED CARE CENTER	SANDISFIELD	97%	In Compliance
BETHANY SKILLED NURSING FACILITY	FRAMINGHAM	99%	In Compliance
BLAIRE HOUSE LTCF MILFORD	MILFORD	97%	In Compliance
BLAIRE HOUSE LTCF TEWKSBURY	TEWKSBURY	96%	In Compliance
BLAIRE HOUSE LTCF WORCESTER	WORCESTER	95%	In Compliance
BLUE HILLS HEALTH & REHAB	STOUGHTON	100%	In Compliance
BLUEBERRY HILL REHAB & HEALTHCARE CTR	BEVERLY	100%	In Compliance
BOSTON HOME	BOSTON	91%	In Compliance
BOSTONIAN NURSING CARE & REHABILITATION CTR, THE	BOSTON	98%	In Compliance
BOURNE MANOR EXT CARE FACILITY	BOURNE	99%	In Compliance
BRAINTREE MANOR HEALTHCARE	BRAINTREE	90%	In Compliance
BRANDON WOODS OF DARTMOUTH	DARTMOUTH	92%	In Compliance
BRANDON WOODS OF NEW BEDFORD	NEW BEDFORD	90%	In Compliance
BRENTWOOD REHAB & HEALTHCARE CTR	DANVERS	92%	In Compliance
BRIARWOOD REHAB & HEALTHCARE CTR	NEEDHAM	98%	In Compliance
BRIDGEWATER NURSING HOME	BRIDGEWATER	94%	In Compliance
BRIGHAM HEALTH & REHAB CENTER LLC	NEWBURYPORT	100%	In Compliance
BRIGHTON HOUSE REHAB & NURSING CTR	BOSTON	90%	In Compliance
BROCKTON HEALTH CENTER	BROCKTON	100%	In Compliance
BROOKSIDE REHAB & HEALTHCARE CENTER	WEBSTER	93%	In Compliance
BRUSH HILL CARE CENTER	MILTON	98%	In Compliance
BUCKLEY-GREENFIELD HEALTHCARE CTR	GREENFIELD	100%	In Compliance
CAMBRIDGE REHAB & NURSING CTR	CAMBRIDGE	97%	In Compliance

Note: The figures presented in this publication were self-reported by nursing facilities. Facilities were also required to submit a signed attestation form certifying compliance with [MassHealth Nursing Facility Bulletin 148](#). See the bulletin for more information on the period over which testing occurred and how staff counts were reported.



Nursing Facility Staff Re-Baseline Testing

Facility Name	City/Town	Percent Of Staff Tested	Staff Testing Status
CAMPION HEALTH & WELLNESS, INC	WESTON	97%	In Compliance
CAPE HERITAGE REHAB & HLTH CARE CTR	SANDWICH	98%	In Compliance
CAPE REGENCY REHAB & HLTH CARE CTR	BARNSTABLE	96%	In Compliance
CARDIGAN NURSING & REHABILITATION CTR	SCITUATE	100%	In Compliance
CARE ONE AT BROOKLINE	BROOKLINE	91%	In Compliance
CARE ONE AT CONCORD	CONCORD	99%	In Compliance
CARE ONE AT ESSEX PARK	BEVERLY	98%	In Compliance
CARE ONE AT HOLYOKE	HOLYOKE	97%	In Compliance
CARE ONE AT LEXINGTON	LEXINGTON	99%	In Compliance
CARE ONE AT LOWELL	LOWELL	95%	In Compliance
CARE ONE AT MILLBURY	MILLBURY	97%	In Compliance
CARE ONE AT NEW BEDFORD	NEW BEDFORD	99%	In Compliance
CARE ONE AT NEWTON	NEWTON	100%	In Compliance
CARE ONE AT NORTHAMPTON	NORTHAMPTON	96%	In Compliance
CARE ONE AT PEABODY	PEABODY	99%	In Compliance
CARE ONE AT RANDOLPH	RANDOLPH	97%	In Compliance
CARE ONE AT REDSTONE	EAST LONGMEADOW	100%	In Compliance
CARE ONE AT WEYMOUTH	WEYMOUTH	95%	In Compliance
CARE ONE AT WILMINGTON	WILMINGTON	100%	In Compliance
CARLETON-WILLARD VILLAGE RETIREMENT & NURSING CTR	BEDFORD	99%	In Compliance
CARLYLE HOUSE	FRAMINGHAM	93%	In Compliance
CARVALHO GROVE HEALTH AND REHABILITATION CENTER	FALL RIVER	93%	In Compliance
CASA DE RAMANA REHABILITATION CENTER	FRAMINGHAM	82%	Not In Compliance
CATHOLIC MEMORIAL HOME	FALL RIVER	100%	In Compliance
CEDAR VIEW REHAB & HEALTHCARE CTR	METHUEN	98%	In Compliance
CEDARWOOD GARDENS	FRANKLIN	99%	In Compliance
CENTER FOR EXTENDED CARE AT AMHERST	AMHERST	91%	In Compliance
CHAPIN CENTER	SPRINGFIELD	99%	In Compliance
CHARLENE MANOR EXT. CARE FAC.	GREENFIELD	99%	In Compliance

Note: The figures presented in this publication were self-reported by nursing facilities. Facilities were also required to submit a signed attestation form certifying compliance with [MassHealth Nursing Facility Bulletin 148](#). See the bulletin for more information on the period over which testing occurred and how staff counts were reported.



Nursing Facility Staff Re-Baseline Testing

Facility Name	City/Town	Percent Of Staff Tested	Staff Testing Status
MEADOWS OF CENTRAL MASSACHUSETTS (THE)	LEICESTER	100%	In Compliance
MEDFORD REHABILITATION AND NURSING CENTER	MEDFORD	100%	In Compliance
MEDWAY COUNTRY MANOR SKILLED NURSING & REHABILITATION	MEDWAY	92%	In Compliance
MELROSE HEALTHCARE	MELROSE	98%	In Compliance
MERRIMACK VALLEY HEALTH CENTER	AMESBURY	100%	In Compliance
MILFORD CENTER	MILFORD	100%	In Compliance
MONT MARIE REHABILITATION & HEALTHCARE CENTER	HOLYOKE	93%	In Compliance
MOUNT CARMEL CARE CENTER	LENOX	94%	In Compliance
MOUNT SAINT VINCENT CARE CENTER	HOLYOKE	98%	In Compliance
MT GREYLOCK EXTENDED CARE FACILITY	PITTSFIELD	100%	In Compliance
NEMASKET HEALTHCARE CENTER	MIDDLEBOROUGH	96%	In Compliance
NEVILLE CENTER AT FRESH POND FOR NURSING & REHAB	CAMBRIDGE	98%	In Compliance
NEVINS NURSING & REHABILITATION CENTER	METHUEN	95%	In Compliance
NEW BEDFORD JEWISH CONVALESCENT HOME, INC	NEW BEDFORD	98%	In Compliance
NEW ENGLAND HOMES FOR THE DEAF, INC	DANVERS	97%	In Compliance
NEW ENGLAND PEDIATRIC CARE	BILLERICA	95%	In Compliance
NEWTON WELLESLEY CENTER FOR ALZHEIMER'S CARE	WELLESLEY	99%	In Compliance
NORTH ADAMS COMMONS NURSING & REHABILITATION CENTER	NORTH ADAMS	99%	In Compliance
NORTH END REHABILITATION AND HEALTHCARE CENTER	BOSTON	92%	In Compliance
NORTHWOOD REHABILITATION & HEALTHCARE CENTER	LOWELL	93%	In Compliance
NORWOOD HEALTHCARE	NORWOOD	91%	In Compliance
NOTRE DAME LONG TERM CARE CENTER	WORCESTER	100%	In Compliance
OAK KNOLL HEALTHCARE CENTER	FRAMINGHAM	100%	In Compliance
OAKDALE REHABILITATION & SKILLED NURSING CENTER	WEST BOYLSTON	97%	In Compliance
OAKHILL HEALTHCARE	MIDDLEBOROUGH	98%	In Compliance
OAKS, THE	NEW BEDFORD	99%	In Compliance
ODD FELLOWS HOME OF MASSACHUSETTS	WORCESTER	94%	In Compliance
OUR ISLAND HOME	NANTUCKET	100%	In Compliance

Note: The figures presented in this publication were self-reported by nursing facilities. Facilities were also required to submit a signed attestation form certifying compliance with [MassHealth Nursing Facility Bulletin 148](#). See the bulletin for more information on the period over which testing occurred and how staff counts were reported.



Nursing Facility Staff Re-Baseline Testing

Facility Name	City/Town	Percent Of Staff Tested	Staff Testing Status
CHESTNUT HILL OF EAST LONGMEADOW	EAST LONGMEADOW	100%	In Compliance
CHESTNUT WOODS REHAB & HEALTHCARE CTR	SAUGUS	96%	In Compliance
CHETWYNDE HEALTHCARE	NEWTON	94%	In Compliance
CHICOPEE REHABILITATION AND NURSING CENTER	CHICOPEE	93%	In Compliance
CHRISTOPHER HOUSE OF WORCESTER	WORCESTER	96%	In Compliance
CLIFTON REHABILITATIVE NURG. CTR	SOMERSET	100%	In Compliance
COLEMAN HOUSE	NORTHBOROUGH	100%	In Compliance
COLONY CENTER HEALTH & REHAB	ABINGTON	99%	In Compliance
CONTINUING CARE II AT BROOKSBY VILLAGE	PEABODY	97%	In Compliance
COPLEY AT STOUGHTON NURG.CARE CTR	STOUGHTON	100%	In Compliance
COUNTRY CENTER FOR HEALTH & REHAB	NEWBURYPORT	100%	In Compliance
COUNTRY GARDENS HEALTH & REHAB CENTER	SWANSEA	95%	In Compliance
COUNTRYSIDE HEALTH CARE OF MILFORD	MILFORD	91%	In Compliance
COURTYARD NURSING CARE CENTER	MEDFORD	92%	In Compliance
CRANEVILLE PLACE AT DALTON	DALTON	98%	In Compliance
DAY BROOK VILLAGE SENIOR LIVING	HOLYOKE	92%	In Compliance
DEDHAM HEALTHCARE	DEDHAM	90%	In Compliance
DEN-MAR HEALTH AND REHABILITATION CENTER	ROCKPORT	98%	In Compliance
DEXTER HOUSE HEALTHCARE	MALDEN	95%	In Compliance
DWYER HOME	WEYMOUTH	90%	In Compliance
D'YOUVILLE SENIOR CARE	LOWELL	91%	In Compliance
EAST LONGMEADOW SKILLED NURSING CENTER	EAST LONGMEADOW	93%	In Compliance
EASTPOINTE REHAB CENTER	CHELSEA	100%	In Compliance
ELAINE CENTER AT HADLEY	HADLEY	100%	In Compliance
ELIOT CENTER FOR HEALTH & REHABILITATION	NATICK	96%	In Compliance
ELIZABETH SETON	WELLESLEY	100%	In Compliance
ELLIS NURSING HOME (THE)	NORWOOD	92%	In Compliance
FAIRHAVEN HEALTHCARE CENTER	LOWELL	100%	In Compliance
FAIRVIEW COMMONS NURSING & REHABILITATION CENTER	GREAT BARRINGTON	100%	In Compliance

Note: The figures presented in this publication were self-reported by nursing facilities. Facilities were also required to submit a signed attestation form certifying compliance with [MassHealth Nursing Facility Bulletin 148](#). See the bulletin for more information on the period over which testing occurred and how staff counts were reported.



Nursing Facility Staff Re-Baseline Testing

Facility Name	City/Town	Percent Of Staff Tested	Staff Testing Status
FALL RIVER HEALTHCARE	FALL RIVER	92%	In Compliance
FALL RIVER JEWISH HOME, INC	FALL RIVER	85%	Not In Compliance
FARREN CARE CENTER	MONTAGUE	100%	In Compliance
FITCHBURG HEALTHCARE	FITCHBURG	98%	In Compliance
FITCHBURG REHABILITATION AND NURSING CENTER	FITCHBURG	99%	In Compliance
GARDEN PLACE HEALTHCARE	ATTLEBORO	94%	In Compliance
GARDNER REHABILITATION AND NURSING CENTER	GARDNER	N/A	Did Not Report
GERMAN CENTER FOR EXTENDED CARE	BOSTON	93%	In Compliance
GLEN RIDGE NURSING CARE CENTER	MEDFORD	98%	In Compliance
GLOUCESTER HEALTHCARE	GLOUCESTER	92%	In Compliance
GOVERNORS CENTER	WESTFIELD	91%	In Compliance
GREENWOOD NURSING & REHABILITATION CENTER	WAKEFIELD	100%	In Compliance
GUARDIAN CENTER (THE)	BROCKTON	94%	In Compliance
HANCOCK PARK REHABILITATION AND NURSING CENTER	QUINCY	100%	In Compliance
HANNAH B G SHAW HOME FOR THE AGED	MIDDLEBOROUGH	100%	In Compliance
HANNAH DUSTON HEALTHCARE CENTER	HAVERHILL	91%	In Compliance
HARBOR HOUSE NURSING & REHABILITATION CENTER	HINGHAM	96%	In Compliance
HATHAWAY MANOR EXTENDED CARE	NEW BEDFORD	94%	In Compliance
HATHORNE HILL	DANVERS	100%	In Compliance
HEATHWOOD HEALTHCARE	NEWTON	100%	In Compliance
HELLENIC NURSING & REHABILITATION CENTER	CANTON	96%	In Compliance
HERITAGE HALL EAST	AGAWAM	100%	In Compliance
HERITAGE HALL NORTH	AGAWAM	100%	In Compliance
HERITAGE HALL SOUTH	AGAWAM	99%	In Compliance
HERITAGE HALL WEST	AGAWAM	100%	In Compliance
HERMITAGE HEALTHCARE (THE)	WORCESTER	97%	In Compliance
HIGHLANDS, THE	FITCHBURG	95%	In Compliance
HIGHVIEW OF NORTHAMPTON	NORTHAMPTON	100%	In Compliance
HILLCREST COMMONS NURSING & REHABILITATION CENTER	PITTSFIELD	100%	In Compliance

Note: The figures presented in this publication were self-reported by nursing facilities. Facilities were also required to submit a signed attestation form certifying compliance with [MassHealth Nursing Facility Bulletin 148](#). See the bulletin for more information on the period over which testing occurred and how staff counts were reported.



Nursing Facility Staff Re-Baseline Testing

Facility Name	City/Town	Percent Of Staff Tested	Staff Testing Status
HOLDEN REHABILITATION & NURSING CENTER	HOLDEN	96%	In Compliance
HOLY TRINITY EASTERN ORTHODOX N & R CENTER	WORCESTER	97%	In Compliance
HOLYOKE HEALTHCARE CENTER	HOLYOKE	96%	In Compliance
HUNT NURSING & REHAB CENTER	DANVERS	92%	In Compliance
JEANNE JUGAN RESIDENCE	SOMERVILLE	98%	In Compliance
JEFFREY & SUSAN BRUDNICK CENTER FOR LIVING	PEABODY	98%	In Compliance
JESMOND NURSING HOME	NAHANT	96%	In Compliance
JEWISH HEALTHCARE CENTER	WORCESTER	99%	In Compliance
JML CARE CENTER INC	FALMOUTH	100%	In Compliance
JOHN ADAMS HEALTHCARE CENTER	QUINCY	100%	In Compliance
JOHN SCOTT HOUSE NURSING & REHABILITATION CENTER	BRAINTREE	95%	In Compliance
JULIAN J LEVITT FAMILY NURSING HOME	LONGMEADOW	100%	In Compliance
KATZMAN FAMILY CENTER FOR LIVING	CHELSEA	91%	In Compliance
KEYSTONE CENTER	LEOMINSTER	97%	In Compliance
KIMBALL FARMS NURSING CARE CENTER	LENOX	96%	In Compliance
KNOLLWOOD NURSING CENTER	WORCESTER	96%	In Compliance
LAFAYETTE REHABILITATION & SKILLED NURSING FACILITY	MARBLEHEAD	95%	In Compliance
LAKEVIEW HOUSE SKLD NRSG AND RESIDENTIAL CARE FAC	HAVERHILL	96%	In Compliance
LANESSA EXTENDED CARE	WEBSTER	97%	In Compliance
LAUREL RIDGE REHAB AND SKILLED CARE CENTER	BOSTON	95%	In Compliance
LEDGEWOOD REHABILITATION & SKILLED NURSING CENTER	BEVERLY	100%	In Compliance
LEE HEALTHCARE	LEE	94%	In Compliance
LEONARD FLORENCE CENTER FOR LIVING	CHELSEA	90%	In Compliance
LIBERTY COMMONS	CHATHAM	92%	In Compliance
LIFE CARE CENTER OF ACTON	ACTON	100%	In Compliance
LIFE CARE CENTER OF ATTLEBORO	ATTLEBORO	98%	In Compliance
LIFE CARE CENTER OF AUBURN	AUBURN	94%	In Compliance
LIFE CARE CENTER OF LEOMINSTER	LEOMINSTER	95%	In Compliance
LIFE CARE CENTER OF MERRIMACK VALLEY	BILLERICA	100%	In Compliance

Note: The figures presented in this publication were self-reported by nursing facilities. Facilities were also required to submit a signed attestation form certifying compliance with [MassHealth Nursing Facility Bulletin 148](#). See the bulletin for more information on the period over which testing occurred and how staff counts were reported.



Nursing Facility Staff Re-Baseline Testing

Facility Name	City/Town	Percent Of Staff Tested	Staff Testing Status
LIFE CARE CENTER OF NASHOBA VALLEY	LITTLETON	93%	In Compliance
LIFE CARE CENTER OF PLYMOUTH	PLYMOUTH	93%	In Compliance
LIFE CARE CENTER OF RAYNHAM	RAYNHAM	98%	In Compliance
LIFE CARE CENTER OF STONEHAM	STONEHAM	100%	In Compliance
LIFE CARE CENTER OF THE NORTH SHORE	LYNN	96%	In Compliance
LIFE CARE CENTER OF THE SOUTH SHORE	SCITUATE	97%	In Compliance
LIFE CARE CENTER OF WEST BRIDGEWATER	WEST BRIDGEWATER	90%	In Compliance
LIFE CARE CENTER OF WILBRAHAM	WILBRAHAM	98%	In Compliance
LIGHTHOUSE NURSING CARE CENTER	REVERE	100%	In Compliance
LINDA MANOR EXTENDED CARE FACILITY	NORTHAMPTON	93%	In Compliance
LINDEN PONDS	HINGHAM	100%	In Compliance
LONGMEADOW OF TAUNTON	TAUNTON	99%	In Compliance
LOOMIS LAKESIDE AT REEDS LANDING	NA	90%	In Compliance
LUTHERAN REHABILITATION & SKILLED CARE CENTER	WORCESTER	100%	In Compliance
LYDIA TAFT HOUSE	UXBRIDGE	100%	In Compliance
M I NURSING & RESTORATIVE CENTER	LAWRENCE	100%	In Compliance
MADONNA MANOR NURSING HOME	NORTH ATTLEBORO	94%	In Compliance
MAPLES REHABILITATION & NURSING CENTER	WRENTHAM	95%	In Compliance
MAPLEWOOD REHAB AND NURSING	AMESBURY	100%	In Compliance
MARIAN MANOR	BOSTON	94%	In Compliance
MARIAN MANOR OF TAUNTON	TAUNTON	94%	In Compliance
MARISTHILL NURSING & REHABILITATION CENTER	WALTHAM	92%	In Compliance
MARLBOROUGH HILLS REHABILITATION & HLTH CARE CTR	MARLBOROUGH	94%	In Compliance
MARY ANN MORSE NURSING & REHABILITATION	NATICK	96%	In Compliance
MARY'S MEADOW AT PROVIDENCE PLACE	HOLYOKE	98%	In Compliance
MASCONOMET HEALTHCARE CENTER	TOPSFIELD	99%	In Compliance
MATTAPAN HEALTH & REHABILITATION CENTER	BOSTON	94%	In Compliance
MAYFLOWER PLACE NURSING & REHABILITATION CENTER	YARMOUTH	100%	In Compliance
MEADOW GREEN NURSING AND REHABILITATION CENTER	WALTHAM	91%	In Compliance

Note: The figures presented in this publication were self-reported by nursing facilities. Facilities were also required to submit a signed attestation form certifying compliance with [MassHealth Nursing Facility Bulletin 148](#). See the bulletin for more information on the period over which testing occurred and how staff counts were reported.



Nursing Facility Staff Re-Baseline Testing

Facility Name	City/Town	Percent Of Staff Tested	Staff Testing Status
OUR LADYS HAVEN OF FAIRHAVEN INC	FAIRHAVEN	91%	In Compliance
OVERLOOK MASONIC HEALTH CENTER	CHARLTON	96%	In Compliance
OXFORD REHABILITATION & HEALTH CARE CENTER, THE	HAVERHILL	97%	In Compliance
PALM SKILLED NRSG CR & CTR FOR REHAB EXCELLENCE	CHELMSFORD	99%	In Compliance
PALMER HEALTHCARE CENTER	PALMER	91%	In Compliance
PARK AVENUE HEALTH CENTER	ARLINGTON	100%	In Compliance
PARK PLACE REHABILITATION & SKILLED CARE CENTER	BOSTON	100%	In Compliance
PARKWAY HEALTH AND REHABILITATION CENTER	BOSTON	98%	In Compliance
PARSONS HILL REHABILITATION & HEALTH CARE CENTER	WORCESTER	98%	In Compliance
PAVILION , THE	BARNSTABLE	100%	In Compliance
PENACOOK PLACE, INC	HAVERHILL	99%	In Compliance
PHILLIPS MANOR NURSING HOME	LYNN	100%	In Compliance
PILGRIM REHABILITATION & SKILLED NURSING CENTER	PEABODY	95%	In Compliance
PINE KNOLL NURSING CENTER	LEXINGTON	93%	In Compliance
PLEASANT BAY OF BREWSTER REHAB CENTER	BREWSTER	100%	In Compliance
PLYMOUTH HARBORSIDE HEALTHCARE	PLYMOUTH	96%	In Compliance
PLYMOUTH REHABILITATION & HEALTH CARE CENTER	PLYMOUTH	100%	In Compliance
POET'S SEAT HEALTH CARE CENTER	GREENFIELD	97%	In Compliance
POPE NURSING HOME	WEYMOUTH	100%	In Compliance
PORT HEALTHCARE CENTER	NEWBURYPORT	95%	In Compliance
PRESCOTT HOUSE	NORTH ANDOVER	97%	In Compliance
PRESENTATION REHAB AND SKILLED CARE CENTER	BOSTON	92%	In Compliance
QUABBIN VALLEY HEALTHCARE	ATHOL	96%	In Compliance
QUABOAG REHABILITATION & SKILLED CARE FACILITY	WEST BROOKFIELD	100%	In Compliance
QUEEN ANNE NURSING HOME, INC	HINGHAM	94%	In Compliance
QUINCY HEALTH AND REHABILITATION CENTER LLC	QUINCY	95%	In Compliance
REHABILITATION & NURSING CENTER AT EVERETT (THE)	EVERETT	96%	In Compliance
RESERVOIR CENTER FOR HEALTH & REHABILITATION, THE	MARLBOROUGH	100%	In Compliance
REVOLUTION CHARLWELL	NORWOOD	100%	In Compliance

Note: The figures presented in this publication were self-reported by nursing facilities. Facilities were also required to submit a signed attestation form certifying compliance with [MassHealth Nursing Facility Bulletin 148](#). See the bulletin for more information on the period over which testing occurred and how staff counts were reported.



Nursing Facility Staff Re-Baseline Testing

Facility Name	City/Town	Percent Of Staff Tested	Staff Testing Status
REVOLUTION KIMWELL	FALL RIVER	75%	Not In Compliance
RIVER TERRACE REHABILITATION AND HEALTHCARE CTR	LANCASTER	92%	In Compliance
RIVERBEND OF SOUTH NATICK	NATICK	91%	In Compliance
RIVERCREST LONG TERM CARE	CONCORD	100%	In Compliance
ROYAL AT WAYLAND REHABILITATION & NURSING CENTER	WAYLAND	100%	In Compliance
ROYAL BRAINTREE NURSING AND REHABILITATION CENTER	BRAINTREE	98%	In Compliance
ROYAL CAPE COD NURSING & REHABILITATION CENTER	BOURNE	99%	In Compliance
ROYAL MEADOW VIEW CENTER	NORTH READING	100%	In Compliance
ROYAL MEGANSETT NURSING & REHABILITATION	FALMOUTH	100%	In Compliance
ROYAL NORWELL NURSING & REHABILITATION CENTER LLC	NORWELL	96%	In Compliance
ROYAL NURSING CENTER, LLC	FALMOUTH	100%	In Compliance
ROYAL OF COTUIT	MASHPEE	94%	In Compliance
ROYAL OF FAIRHAVEN NURSING CENTER	FAIRHAVEN	100%	In Compliance
ROYAL WOOD MILL CENTER	LAWRENCE	95%	In Compliance
SACHEM CENTER FOR HEALTH & REHABILITATION	EAST BRIDGEWATER	96%	In Compliance
SACRED HEART NURSING HOME	NEW BEDFORD	94%	In Compliance
SALEM REHAB CENTER	SALEM	93%	In Compliance
SANCTA MARIA NURSING FACILITY	CAMBRIDGE	96%	In Compliance
SARAH BRAYTON NURSING CARE CTR	FALL RIVER	97%	In Compliance
SAUGUS REHAB AND NURSING	SAUGUS	81%	Not In Compliance
SAVOY NURSING & REHAB CTR	NEW BEDFORD	98%	In Compliance
SEA VIEW CONVALESCENT AND NURSING HOME	ROWLEY	91%	In Compliance
SEACOAST NURSING & REHABILITATION CENTER INC	GLOUCESTER	99%	In Compliance
SERENITY HILL NURSING CENTER	WRENTHAM	91%	In Compliance
SEVEN HILLS PEDIATRIC CENTER	GROTON	100%	In Compliance
SHERRILL HOUSE	BOSTON	100%	In Compliance
SHREWSBURY NURSING & REHABILITATION CENTER	SHREWSBURY	90%	In Compliance
SIPPICAN HEALTHCARE CENTER	MARION	100%	In Compliance
SIXTEEN ACRES HEALTHCARE CENTER	SPRINGFIELD	93%	In Compliance

Note: The figures presented in this publication were self-reported by nursing facilities. Facilities were also required to submit a signed attestation form certifying compliance with [MassHealth Nursing Facility Bulletin 148](#). See the bulletin for more information on the period over which testing occurred and how staff counts were reported.



Nursing Facility Staff Re-Baseline Testing

Facility Name	City/Town	Percent Of Staff Tested	Staff Testing Status
SKILLED NURSING FACILITY AT NORTH HILL (THE)	NEEDHAM	99%	In Compliance
SOMERSET RIDGE CENTER	SOMERSET	93%	In Compliance
SOUTH COVE MANOR NURSING & REHABILITATION CENTER	QUINCY	100%	In Compliance
SOUTH DENNIS HEALTHCARE	DENNIS	91%	In Compliance
SOUTHBRIDGE REHABILITATION & HEALTH CARE CENTER	SOUTHBRIDGE	100%	In Compliance
SOUTHEAST HEALTH CARE CENTER	EASTON	95%	In Compliance
SOUTHPOINTE REHAB CENTER	FALL RIVER	98%	In Compliance
SOUTHSHORE HEALTH CARE CENTER	ROCKLAND	92%	In Compliance
SOUTHWOOD AT NORWELL NURSING CTR	NORWELL	96%	In Compliance
SPAULDING NURSING & THERAPY CENTER - BRIGHTON	BOSTON	91%	In Compliance
SPRINGSIDE REHABILITATION AND SKILLED CARE CENTER	PITTSFIELD	96%	In Compliance
ST CAMILLUS HEALTH CENTER	NORTHBRIDGE	95%	In Compliance
ST FRANCIS REHABILITATION & NURSING CENTER	WORCESTER	99%	In Compliance
ST JOSEPH MANOR HEALTH CARE INC	BROCKTON	92%	In Compliance
ST JOSEPH REHAB & NURSING CARE CENTER	BOSTON	96%	In Compliance
ST MARY HEALTH CARE CENTER	WORCESTER	99%	In Compliance
ST PATRICK'S MANOR	FRAMINGHAM	97%	In Compliance
STERLING VILLAGE	STERLING	99%	In Compliance
STONE REHABILITATION AND SENIOR LIVING	NEWTON	95%	In Compliance
STONEHEDGE HEALTH CARE CENTER	BOSTON	92%	In Compliance
SUDBURY PINES EXTENDED CARE	SUDBURY	93%	In Compliance
SUNNY ACRES NURSING HOME	CHELMSFORD	99%	In Compliance
SUTTON HILL CENTER	NORTH ANDOVER	100%	In Compliance
SWEET BROOK OF WILLIAMSTOWN REHABILITATION & N CTR	WILLIAMSTOWN	96%	In Compliance
THOMAS UPHAM HOUSE	MEDFIELD	96%	In Compliance
TIMBERLYN HEIGHTS NURSING AND REHABILITATION	GREAT BARRINGTON	99%	In Compliance
TIMOTHY DANIELS HOUSE	HOLLISTON	97%	In Compliance
TOWN AND COUNTRY HEALTH CARE CENTER	LOWELL	100%	In Compliance
TREMONT HEALTH CARE CENTER	WAREHAM	92%	In Compliance

Note: The figures presented in this publication were self-reported by nursing facilities. Facilities were also required to submit a signed attestation form certifying compliance with [MassHealth Nursing Facility Bulletin 148](#). See the bulletin for more information on the period over which testing occurred and how staff counts were reported.



Nursing Facility Staff Re-Baseline Testing

Facility Name	City/Town	Percent Of Staff Tested	Staff Testing Status
TWIN OAKS REHAB AND NURSING	DANVERS	100%	In Compliance
VERO HEALTH & REHAB OF HAMPDEN	HAMPDEN	95%	In Compliance
VERO HEALTH & REHAB OF SOUTH HADLEY	SOUTH HADLEY	92%	In Compliance
VERO HEALTH & REHAB OF WILBRAHAM	WILBRAHAM	96%	In Compliance
VICTORIA HAVEN NURSING FACILITY	NORWOOD	92%	In Compliance
WACHUSETT MANOR	GARDNER	96%	In Compliance
WAKEFIELD CENTER	WAKEFIELD	100%	In Compliance
WALPOLE HEALTHCARE	WALPOLE	92%	In Compliance
WAREHAM HEALTHCARE	WAREHAM	93%	In Compliance
WATERTOWN HEALTH CENTER	WATERTOWN	91%	In Compliance
WATerview LODGE LLC, REHABILITATION & HEALTHCARE	ASHLAND	99%	In Compliance
WEBSTER MANOR REHABILITATION & HEALTH CARE CENTER	WEBSTER	100%	In Compliance
WEBSTER PARK REHABILITATION AND HEALTHCARE CENTER	ROCKLAND	92%	In Compliance
WEDGEMERE HEALTHCARE	TAUNTON	91%	In Compliance
WEST NEWTON HEALTHCARE	NEWTON	93%	In Compliance
WEST REVERE HEALTH CENTER	REVERE	91%	In Compliance
WEST ROXBURY HEALTH & REHABILITATION CENTER	BOSTON	98%	In Compliance
WEST SIDE HOUSE LTC FACILITY	WORCESTER	93%	In Compliance
WESTBOROUGH HEALTHCARE	WESTBOROUGH	90%	In Compliance
WESTFIELD CENTER	WESTFIELD	97%	In Compliance
WESTFIELD GARDENS NURSING AND REHAB	WESTFIELD	100%	In Compliance
WESTFORD HOUSE	WESTFORD	99%	In Compliance
WHITTIER BRADFORD TRANSITIONAL CARE UNIT	HAVERHILL	100%	In Compliance
WHITTIER WESTBOROUGH TRANSITIONAL CARE UNIT	WESTBOROUGH	100%	In Compliance
WILLIAMSTOWN COMMONS NURSING & REHAB	WILLIAMSTOWN	98%	In Compliance
WILLIMANSETT CENTER EAST	CHICOPEE	98%	In Compliance
WILLIMANSETT CENTER WEST	CHICOPEE	94%	In Compliance
WILLOW MANOR	LOWELL	94%	In Compliance
WILMINGTON REHAB CENTER	WILMINGTON	92%	In Compliance

Note: The figures presented in this publication were self-reported by nursing facilities. Facilities were also required to submit a signed attestation form certifying compliance with [MassHealth Nursing Facility Bulletin 148](#). See the bulletin for more information on the period over which testing occurred and how staff counts were reported.



Nursing Facility Staff Re-Baseline Testing

Facility Name	City/Town	Percent Of Staff Tested	Staff Testing Status
WINCHESTER NURSING CENTER, INC	WINCHESTER	98%	In Compliance
WINDEMERE NURSING & REHAB CTR ON MARTHAS VINEYARD	OAK BLUFFS	100%	In Compliance
WINDSOR NURSING & RETIREMENT HOME	YARMOUTH	92%	In Compliance
WINGATE AT CHESTNUT HILL	BROOKLINE	100%	In Compliance
WINGATE AT HARWICH	HARWICH	95%	In Compliance
WINGATE AT HAVERHILL	HAVERHILL	100%	In Compliance
WINGATE AT NEEDHAM	NEEDHAM	100%	In Compliance
WINGATE AT NORTON	NORTON	99%	In Compliance
WINGATE AT SHARON	SHARON	98%	In Compliance
WINGATE AT SILVER LAKE	KINGSTON	100%	In Compliance
WINGATE AT WESTON	WESTON	100%	In Compliance
WOBURN NURSING CENTER, INC	WOBURN	93%	In Compliance
WORCESTER HEALTH CENTER	WORCESTER	96%	In Compliance
WORCESTER REHABILITATION & HEALTH CARE CENTER	WORCESTER	96%	In Compliance

Note: The figures presented in this publication were self-reported by nursing facilities. Facilities were also required to submit a signed attestation form certifying compliance with [MassHealth Nursing Facility Bulletin 148](#). See the bulletin for more information on the period over which testing occurred and how staff counts were reported.



Nursing Facilities Clinical Audits

- On, April 27th the Commonwealth announced a COVID-19 Nursing Facility Accountability and Support Program. The program is predicated on clinical audits every two weeks **based on a [28-point Infection Control Checklist](#)**.
- The 28 point infection control checklist was developed in accordance federal and state guidelines. Audits are completed by licensed nurses and clinical staff trained in infection control.
- The bi-weekly report depicts how each facility has scored on their audits.**
- Based on a facility’s score on the 28-point checklist, each facility is rated:
 - Green “In Adherence”** and scored at least a 24 out of 28
 - Yellow “In Adherence but warrants reinspection”** and scored at least 20 out of 28
 - Red “Not in Adherence”** and scored under 20 and/or **missed at least one of six core competencies**
- All facilities have been audited *at least* twice
- While this is the fourth and final round of audits under the Accountability and Supports program, **Massachusetts will continue to regularly survey and audit nursing homes to ensure compliance with infection control and quality standards**

		Round 1	Round 2	Round 3	Round 4
Audit Results (through 6/30)	Total audits completed	360	230	243	172
	Total facilities in adherence	228	180	221	152
	Total facilities in adherence but warrant reinspection	0	1	1	0
	Total facilities not in adherence				
	- Facilities with score >20 but missed core competency	119	49	21	20
	- Facilities with score <20	13	0	0	0
Percentage of facilities not in adherence		37%	14%	6%	6%

* Round 4 audits were conducted at facilities that (1) are found to be “Not in Adherence” or “In Adherence but Warrants Reinspection” in Round 2 (2) have *historic infection control or quality issues*, and/or (3) are randomly selected for an audit

Nursing Facility Audit Survey Results
 Audit Periods 1, 2, 3, & 4, Date of Audit through 6/26/2020

Facility Name	City/Town	Audit Period	Overall Audit Determination	Reason For Non Adherence	Score
ABERJONA NURSING CENTER, INC.	WINCHESTER	1	In adherence	NA	28
		3	In adherence	NA	28
ACADEMY MANOR	ANDOVER	1	Not in adherence	Core Competencies	26
		2	In adherence	NA	28
		4	In adherence	NA	26
ADVINIA CARE AT PROVINCETOWN	PROVINCETOWN	1	Not in adherence	Core Competencies	26
		2	In adherence	NA	28
		3	In adherence	NA	28
		4	Not in adherence	Core Competencies	26
ADVOCATE HEALTHCARE OF EAST BOSTON	BOSTON	1	In adherence	NA	26
		3	In adherence	NA	28
AGAWAM HEALTHCARE	AGAWAM	1	Not in adherence	Core Competencies	27
		2	In adherence	NA	28
		3	In adherence	NA	28
		4	In adherence	NA	28
ALDEN COURT NURSING CARE & REHAB CTR	FAIRHAVEN	1	Not in adherence	Core Competencies	27
		2	In adherence	NA	28
		4	In adherence	NA	28
ALLIANCE HEALTH AT ABBOTT	LYNN	1	In adherence	NA	26
		2	In adherence	NA	28
ALLIANCE HEALTH AT BALDWINVILLE	TEMPLETON	1	In adherence	NA	28
		2	In adherence	NA	28
ALLIANCE HEALTH AT BRAINTREE	BRAINTREE	1	In adherence	NA	28
		3	In adherence	NA	28
ALLIANCE HEALTH AT DEVEREUX	MARBLEHEAD	1	In adherence	NA	27
		3	In adherence	NA	28
ALLIANCE HEALTH AT MARIE ESTHER	MARLBOROUGH	1	In adherence	NA	28
		2	In adherence	NA	28
		3	In adherence	NA	28
		4	In adherence	NA	28
ALLIANCE HEALTH AT MARINA BAY	QUINCY	1	Not in adherence	Core Competencies	27
		2	In adherence	NA	28
		4	In adherence	NA	28
ALLIANCE HEALTH AT ROSEWOOD	PEABODY	1	In adherence	NA	28
		3	In adherence	NA	27

Each facility is subject to at least two infection control audits over the months of May and June 2020; facilities are audited more frequently if they (1) are found to be “Not in Adherence” or “In Adherence but Warrants Reinspection” in a given audit, (2) have historic infection control or quality issues, and/or (3) are randomly selected for an audit

* Facility refused entry of EOHHS employees or contractors, or did not fully cooperate or comply with an audit

Nursing Facility Audit Survey Results
Audit Periods 1, 2, 3, & 4, Date of Audit through 6/26/2020

Facility Name	City/Town	Audit Period	Overall Audit Determination	Reason For Non Adherence	Score
ALLIANCE HEALTH AT WEST ACRES	BROCKTON	1	In adherence	NA	28
		2	Not in adherence	Core Competencies	27
		3	In adherence	NA	28
APPLE VALLEY CENTER	AYER	1	Not in adherence	Core Competencies	27
		2	In adherence	NA	28
		4	In adherence	NA	28
ARMENIAN NURSING & REHAB. CTR.	BOSTON	1	In adherence	NA	26
		3	In adherence	NA	28
ATTLEBORO HEALTHCARE	ATTLEBORO	1	Not in adherence	Core Competencies	26
		2	In adherence	NA	26
		4	In adherence	NA	28
BAKER KATZ SKILLED NURSING & REHAB CTR	HAVERHILL	1	In adherence	NA	25
		2	In adherence	NA	28
BAYPATH AT DUXBURY NURSING & REHAB	DUXBURY	1	In adherence	NA	27
		2	Not in adherence	Core Competencies	26
		3	In adherence	NA	28
BAYPOINTE REHAB CENTER	BROCKTON	1	Not in adherence	Core Competencies	23
		2	Not in adherence	Core Competencies	27
		3	In adherence	NA	28
BEAR HILL HEALTHCARE AND REHABILITATION CENTER	STONEHAM	1	Not in adherence	Core Competencies	21
		2	In adherence	NA	27
		3	In adherence	NA	28
		4	In adherence	NA	28
BEAR MOUNTAIN AT ANDOVER	ANDOVER	1	In adherence	NA	27
		2	In adherence	NA	28
		3	In adherence	NA	28
		4	In adherence	NA	28
BEAR MOUNTAIN AT READING	READING	1	In adherence	NA	28
		3	In adherence	NA	28
BEAR MOUNTAIN AT SUDBURY	SUDBURY	1	Not in adherence	Core Competencies and Total Score	13
		2	Not in adherence	Core Competencies	22
		3	In adherence	NA	28
		4	In adherence	NA	28
BEAR MOUNTAIN AT WEST SPRINGFIELD	WEST SPRINGFIELD	1	In adherence	NA	26
		2	In adherence	NA	28

Each facility is subject to at least two infection control audits over the months of May and June 2020; facilities are audited more frequently if they (1) are found to be “Not in Adherence” or “In Adherence but Warrants Reinspection” in a given audit, (2) have historic infection control or quality issues, and/or (3) are randomly selected for an audit

* Facility refused entry of EOHHS employees or contractors, or did not fully cooperate or comply with an audit

Nursing Facility Audit Survey Results
Audit Periods 1, 2, 3, & 4, Date of Audit through 6/26/2020

Facility Name	City/Town	Audit Period	Overall Audit Determination	Reason For Non Adherence	Score
BEAR MOUNTAIN AT WEST SPRINGFIELD	WEST SPRINGFIELD	3	In adherence	NA	27
		4	In adherence	NA	28
BEAR MOUNTAIN AT WORCESTER	WORCESTER	1	Not in adherence	Core Competencies	23
		2	In adherence	NA	28
		4	In adherence	NA	28
BEAUMONT REHAB & SKD NATICK	NATICK	1	In adherence	NA	28
		2	In adherence	NA	28
BEAUMONT REHAB & SKD NORTHBOROUGH	NORTHBOROUGH	1	Not in adherence	Core Competencies	22
		2	In adherence	NA	28
		4	In adherence	NA	28
BEAUMONT REHAB & SKD NORTHBRIDGE	NORTHBRIDGE	1	Not in adherence	Core Competencies	25
		2	In adherence	NA	28
		4	In adherence	NA	27
BEAUMONT REHAB & SKD WESTBOROUGH	WESTBOROUGH	1	In adherence	NA	28
		3	In adherence	NA	28
BELMONT MANOR NURSING HOME	BELMONT	1	Not in adherence	Core Competencies	26
		2	In adherence	NA	28
		4	In adherence	NA	26
BELVIDERE HEALTHCARE CENTER	LOWELL	1	Not in adherence	Core Competencies	24
		2	In adherence	NA	28
		4	In adherence	NA	26
BENJAMIN HEALTHCARE CENTER	BOSTON	1	In adherence	NA	24
		3	In adherence	NA	28
BERKELEY RETIREMENT HOME	LAWRENCE	1	In adherence	NA	27
		2	In adherence	NA	27
BERKSHIRE REHABILITATION & SKILLED CARE CENTER	SANDISFIELD	1	Not in adherence	Core Competencies	27
		2	In adherence	NA	28
		4	In adherence	NA	27
BETHANY SKILLED NURSING FACILITY	FRAMINGHAM	1	In adherence	NA	26
		3	In adherence	NA	28
BLAIRE HOUSE LTCF MILFORD	MILFORD	1	In adherence	NA	27
		3	In adherence	NA	28
BLAIRE HOUSE LTCF TEWKSBURY	TEWKSBURY	1	Not in adherence	Core Competencies and Total Score	19
		2	Not in adherence	Core Competencies	26
		3	In adherence	NA	28

Each facility is subject to at least two infection control audits over the months of May and June 2020; facilities are audited more frequently if they (1) are found to be “Not in Adherence” or “In Adherence but Warrants Reinspection” in a given audit, (2) have historic infection control or quality issues, and/or (3) are randomly selected for an audit

* Facility refused entry of EOHHS employees or contractors, or did not fully cooperate or comply with an audit

Nursing Facility Audit Survey Results
 Audit Periods 1, 2, 3, & 4, Date of Audit through 6/26/2020

Facility Name	City/Town	Audit Period	Overall Audit Determination	Reason For Non Adherence	Score
BLAIRE HOUSE LTCF TEWKSBURY	TEWKSBURY	4	In adherence	NA	28
BLAIRE HOUSE LTCF WORCESTER	WORCESTER	1	Not in adherence	Core Competencies	24
		2	In adherence	NA	28
		4	In adherence	NA	28
BLUE HILLS HEALTH & REHAB	STOUGHTON	1	Not in adherence	Core Competencies	22
		2	Not in adherence	Core Competencies	27
		3	In adherence	NA	28
BLUEBERRY HILL REHAB & HEALTHCARE CTR	BEVERLY	1	In adherence	NA	27
		2	In adherence	NA	28
		3	In adherence	NA	28
		4	In adherence	NA	28
BOSTON HOME	BOSTON	1	In adherence	NA	28
		3	In adherence	NA	28
BOSTONIAN NURSING CARE & REHABILITATION CTR, THE	BOSTON	1	Not in adherence	Core Competencies	27
		2	In adherence	NA	28
		4	In adherence	NA	28
BOURNE MANOR EXT CARE FACILITY	BOURNE	1	In adherence	NA	24
		3	In adherence	NA	28
BRAINTREE MANOR HEALTHCARE	BRAINTREE	1	In adherence	NA	25
		3	In adherence	NA	28
BRANDON WOODS OF DARTMOUTH	DARTMOUTH	1	Not in adherence	Core Competencies	27
		2	Not in adherence	Core Competencies	26
		3	In adherence	NA	28
		4	Not in adherence	Core Competencies	24
BRANDON WOODS OF NEW BEDFORD	NEW BEDFORD	1	In adherence	NA	25
		2	Not in adherence	Core Competencies	22
		3	In adherence	NA	28
BRENTWOOD REHAB & HEALTHCARE CTR	DANVERS	1	Not in adherence	Core Competencies	22
		2	In adherence	NA	28
		3	In adherence	NA	28
		4	In adherence	NA	28
BRIARWOOD REHAB & HEALTHCARE CTR	NEEDHAM	1	In adherence	NA	28
		2	In adherence	NA	27
		3	In adherence	NA	28
		4	In adherence	NA	28

Each facility is subject to at least two infection control audits over the months of May and June 2020; facilities are audited more frequently if they (1) are found to be “Not in Adherence” or “In Adherence but Warrants Reinspection” in a given audit, (2) have historic infection control or quality issues, and/or (3) are randomly selected for an audit

* Facility refused entry of EOHHS employees or contractors, or did not fully cooperate or comply with an audit

Nursing Facility Audit Survey Results
 Audit Periods 1, 2, 3, & 4, Date of Audit through 6/26/2020

Facility Name	City/Town	Audit Period	Overall Audit Determination	Reason For Non Adherence	Score
BRIDGEWATER NURSING HOME	BRIDGEWATER	1	Not in adherence	Core Competencies	21
		2	In adherence	NA	27
		4	In adherence	NA	27
BRIGHAM HEALTH & REHAB CENTER LLC	Null	1	In adherence	NA	28
		3	In adherence	NA	28
BRIGHTON HOUSE REHAB & NURSING CTR	BOSTON	1	In adherence	NA	28
		3	In adherence	NA	28
BROCKTON HEALTH CENTER	BROCKTON	1	Not in adherence	Core Competencies	25
		2	Not in adherence	Core Competencies	26
		3	Not in adherence	Core Competencies	26
		4	In adherence	NA	28
BROOKSIDE REHAB & HEALTHCARE CENTER	WEBSTER	1	In adherence	NA	27
		2	In adherence	NA	27
		3	In adherence	NA	27
		4	In adherence	NA	26
BRUSH HILL CARE CENTER	MILTON	1	Not in adherence	Core Competencies	26
		2	Not in adherence	Core Competencies	23
		3	In adherence	NA	28
BUCKLEY-GREENFIELD HEALTHCARE CTR	GREENFIELD	1	In adherence	NA	28
		2	In adherence	NA	27
CAMBRIDGE REHAB & NURSING CTR	CAMBRIDGE	1	Not in adherence	Core Competencies	27
		2	In adherence	NA	28
		4	In adherence	NA	28
CAMPION HEALTH & WELLNESS, INC	WESTON	1	In adherence	NA	26
		3	In adherence	NA	28
CAPE HERITAGE REHAB & HLTH CARE CTR	SANDWICH	1	In adherence	NA	27
		3	In adherence	NA	28
CAPE REGENCY REHAB & HLTH CARE CTR	BARNSTABLE	1	In adherence	NA	27
		3	In adherence	NA	26
CARDIGAN NURSING & REHABILITATION CTR	SCITUATE	1	In adherence	NA	27
		2	Not in adherence	Core Competencies	27
		3	In adherence	NA	28
		4	Not in adherence	Core Competencies	26
CARE ONE AT BROOKLINE	BROOKLINE	1	In adherence	NA	28
		3	In adherence	NA	28

Each facility is subject to at least two infection control audits over the months of May and June 2020; facilities are audited more frequently if they (1) are found to be “Not in Adherence” or “In Adherence but Warrants Reinspection” in a given audit, (2) have historic infection control or quality issues, and/or (3) are randomly selected for an audit

* Facility refused entry of EOHHS employees or contractors, or did not fully cooperate or comply with an audit

Nursing Facility Audit Survey Results
 Audit Periods 1, 2, 3, & 4, Date of Audit through 6/26/2020

Facility Name	City/Town	Audit Period	Overall Audit Determination	Reason For Non Adherence	Score
CARE ONE AT CONCORD	CONCORD	1	Not in adherence	Core Competencies	26
		2	In adherence	NA	28
		4	In adherence	NA	28
CARE ONE AT ESSEX PARK	BEVERLY	1	In adherence	NA	26
		3	In adherence	NA	28
CARE ONE AT HOLYOKE	HOLYOKE	1	Not in adherence	Core Competencies	26
		2	In adherence	NA	28
		4	In adherence	NA	28
CARE ONE AT LEXINGTON	LEXINGTON	1	In adherence	NA	27
		3	In adherence	NA	28
CARE ONE AT LOWELL	LOWELL	1	Not in adherence	Core Competencies and Total Score	18
		2	In adherence	NA	28
		4	In adherence	NA	28
CARE ONE AT MILLBURY	MILLBURY	1	In adherence	NA	28
		3	In adherence	NA	28
CARE ONE AT NEW BEDFORD	NEW BEDFORD	1	In adherence	NA	25
		2	Not in adherence	Core Competencies	22
		3	Not in adherence	Core Competencies	24
		4	Not in adherence	Core Competencies	27
CARE ONE AT NEWTON	NEWTON	1	In adherence	NA	27
		3	In adherence	NA	28
CARE ONE AT NORTHAMPTON	NORTHAMPTON	1	In adherence	NA	27
		3	In adherence	NA	28
CARE ONE AT PEABODY	PEABODY	1	Not in adherence	Core Competencies	25
		2	In adherence	NA	28
		4	In adherence	NA	28
CARE ONE AT RANDOLPH	RANDOLPH	1	Not in adherence	Core Competencies	21
		2	In adherence	NA	28
		4	In adherence	NA	28
CARE ONE AT REDSTONE	EAST LONGMEADOW	1	In adherence	NA	27
		2	In adherence	NA	28
CARE ONE AT WEYMOUTH	WEYMOUTH	1	In adherence	NA	28
		3	In adherence	NA	28
CARE ONE AT WILMINGTON	WILMINGTON	1	In adherence	NA	27
		3	In adherence	NA	28

Each facility is subject to at least two infection control audits over the months of May and June 2020; facilities are audited more frequently if they (1) are found to be “Not in Adherence” or “In Adherence but Warrants Reinspection” in a given audit, (2) have historic infection control or quality issues, and/or (3) are randomly selected for an audit

* Facility refused entry of EOHHS employees or contractors, or did not fully cooperate or comply with an audit

Nursing Facility Audit Survey Results
 Audit Periods 1, 2, 3, & 4, Date of Audit through 6/26/2020

Facility Name	City/Town	Audit Period	Overall Audit Determination	Reason For Non Adherence	Score
CARLETON-WILLARD VILLAGE RETIREMENT &NURSING CTR	BEDFORD	1	In adherence	NA	24
		3	In adherence	NA	28
CARLYLE HOUSE	FRAMINGHAM	1	In adherence	NA	28
		3	In adherence	NA	28
CARVALHO GROVE HEALTH AND REHABILITATION CENTER	FALL RIVER	1	In adherence	NA	28
		3	In adherence	NA	28
CASA DE RAMANA REHABILITATION CENTER	FRAMINGHAM	1	In adherence	NA	28
		2	In adherence	NA	28
		3	Not in adherence	Core Competencies	27
		4	In adherence	NA	27
CATHOLIC MEMORIAL HOME	FALL RIVER	1	In adherence	NA	28
		3	In adherence	NA	28
CEDAR VIEW REHAB &HEALTHCARE CTR	METHUEN	1	In adherence	NA	25
		3	In adherence	NA	28
CEDARWOOD GARDENS	FRANKLIN	1	In adherence	NA	28
		2	In adherence	NA	28
		3	In adherence	NA	28
		4	In adherence	NA	28
CENTER FOR EXTENDED CARE AT AMHERST	AMHERST	1	In adherence	NA	28
		2	In adherence	NA	28
		3	In adherence	NA	28
		4	In adherence	NA	28
CHAPIN CENTER	SPRINGFIELD	1	In adherence	NA	28
		2	In adherence	NA	28
		3	In adherence	NA	28
		4	In adherence	NA	28
CHARLENE MANOR EXT. CARE FAC.	GREENFIELD	1	In adherence	NA	28
		2	In adherence	NA	28
CHESTNUT HILL OF EAST LONGMEADOW	EAST LONGMEADOW	1	In adherence	NA	28
		3	In adherence	NA	28
CHESTNUT WOODS REHAB &HEALTHCARE CTR	SAUGUS	1	Not in adherence	Core Competencies	23
		2	In adherence	NA	27
		4	Not in adherence	Core Competencies	26
CHETWYNDE HEALTHCARE	NEWTON	1	In adherence	NA	25
		3	In adherence	NA	28

Each facility is subject to at least two infection control audits over the months of May and June 2020; facilities are audited more frequently if they (1) are found to be “Not in Adherence” or “In Adherence but Warrants Reinspection” in a given audit, (2) have historic infection control or quality issues, and/or (3) are randomly selected for an audit

* Facility refused entry of EOHHS employees or contractors, or did not fully cooperate or comply with an audit

Nursing Facility Audit Survey Results
 Audit Periods 1, 2, 3, & 4, Date of Audit through 6/26/2020

Facility Name	City/Town	Audit Period	Overall Audit Determination	Reason For Non Adherence	Score
CHICOPEE REHABILITATION AND NURSING CENTER	CHICOPEE	1	In adherence	NA	27
		2	In adherence	NA	28
CHRISTOPHER HOUSE OF WORCESTER	WORCESTER	1	In adherence	NA	28
		3	In adherence	NA	27
CLIFTON REHABILITATIVE NURG. CTR	SOMERSET	1	In adherence	NA	26
		2	In adherence	NA	28
COLEMAN HOUSE	NORTHBOROUGH	1	In adherence	NA	27
		2	In adherence	NA	27
COLONY CENTER HEALTH & REHAB	ABINGTON	1	In adherence	NA	27
		2	In adherence	NA	28
		3	In adherence	NA	28
		4	In adherence	NA	28
CONTINUING CARE II AT BROOKSBY VILLAGE	PEABODY	1	In adherence	NA	26
		3	In adherence	NA	28
COPLEY AT STOUGHTON NURG.CARE CTR	STOUGHTON	1	Not in adherence	Core Competencies	22
		2	In adherence	NA	27
		4	Not in adherence	Core Competencies	25
COUNTRY CENTER FOR HEALTH & REHAB	NEWBURYPORT	1	In adherence	NA	28
		2	In adherence	NA	28
		3	In adherence	NA	28
		4	In adherence	NA	28
COUNTRY GARDENS HEALTH & REHAB CENTER	SWANSEA	1	Not in adherence	Core Competencies	25
		2	In adherence	NA	28
		4	Not in adherence	Core Competencies	26
COUNTRYSIDE HEALTH CARE OF MILFORD	MILFORD	1	In adherence	NA	28
		3	In adherence	NA	28
COURTYARD NURSING CARE CENTER	MEDFORD	1	Not in adherence	Core Competencies	27
		2	In adherence	NA	28
		4	In adherence	NA	28
CRANEVILLE PLACE AT DALTON	DALTON	1	In adherence	NA	27
		3	In adherence	NA	28
D'YOUVILLE SENIOR CARE	LOWELL	1	Not in adherence	Core Competencies	24
		2	In adherence	NA	27
		4	In adherence	NA	28
DAY BROOK VILLAGE SENIOR LIVING	HOLYOKE	1	In adherence	NA	28

Each facility is subject to at least two infection control audits over the months of May and June 2020; facilities are audited more frequently if they (1) are found to be “Not in Adherence” or “In Adherence but Warrants Reinspection” in a given audit, (2) have historic infection control or quality issues, and/or (3) are randomly selected for an audit

* Facility refused entry of EOHHS employees or contractors, or did not fully cooperate or comply with an audit

Nursing Facility Audit Survey Results
 Audit Periods 1, 2, 3, & 4, Date of Audit through 6/26/2020

Facility Name	City/Town	Audit Period	Overall Audit Determination	Reason For Non Adherence	Score
DAY BROOK VILLAGE SENIOR LIVING	HOLYOKE	3	In adherence	NA	28
DEDHAM HEALTHCARE	DEDHAM	1	Not in adherence	Core Competencies	25
		2	Not in adherence	Core Competencies	24
		3	In adherence	NA	28
		4	In adherence	NA	27
DEN-MAR HEALTH AND REHABILITATION CENTER	ROCKPORT	1	Not in adherence	Core Competencies	26
		2	Not in adherence	Core Competencies	23
		3	In adherence	NA	28
DEXTER HOUSE HEALTHCARE	MALDEN	1	In adherence	NA	28
		2	In adherence	NA	28
		3	In adherence	NA	28
		4	In adherence	NA	28
DWYER HOME	WEYMOUTH	1	In adherence	NA	28
		2	In adherence	NA	25
EAST LONGMEADOW SKILLED NURSING CENTER	EAST LONGMEADOW	1	In adherence	NA	26
		2	In adherence	NA	28
EASTPOINTE REHAB CENTER	CHELSEA	1	Not in adherence	Core Competencies	25
		2	In adherence	NA	28
		4	In adherence	NA	28
ELAINE CENTER AT HADLEY	HADLEY	1	In adherence	NA	27
		3	In adherence	NA	28
ELIOT CENTER FOR HEALTH & REHABILITATION	NATICK	1	In adherence	NA	28
		2	In adherence	NA	27
		3	In adherence	NA	28
		4	In adherence	NA	28
ELIZABETH SETON	WELLESLEY	1	In adherence	NA	28
		3	In adherence	NA	27
ELLIS NURSING HOME (THE)	NORWOOD	1	Not in adherence	Core Competencies	23
		2	In adherence	NA	28
		4	In adherence	NA	28
FAIRHAVEN HEALTHCARE CENTER	LOWELL	1	Not in adherence	Core Competencies	26
		2	Not in adherence	Core Competencies	26
		3	In adherence	NA	28
FAIRVIEW COMMONS NURSING & REHABILITATION CENTER	GREAT BARRINGTON	1	In adherence	NA	28
		2	In adherence	NA	28

Each facility is subject to at least two infection control audits over the months of May and June 2020; facilities are audited more frequently if they (1) are found to be “Not in Adherence” or “In Adherence but Warrants Reinspection” in a given audit, (2) have historic infection control or quality issues, and/or (3) are randomly selected for an audit

* Facility refused entry of EOHHS employees or contractors, or did not fully cooperate or comply with an audit

Nursing Facility Audit Survey Results
 Audit Periods 1, 2, 3, & 4, Date of Audit through 6/26/2020

Facility Name	City/Town	Audit Period	Overall Audit Determination	Reason For Non Adherence	Score
FAIRVIEW COMMONS NURSING &REHABILITATION CENTER	GREAT BARRINGTON	3	In adherence	NA	26
		4	In adherence	NA	28
FALL RIVER HEALTHCARE	FALL RIVER	1	Not in adherence	Core Competencies	27
		2	Not in adherence	Core Competencies	26
		3	In adherence	NA	28
FALL RIVER JEWISH HOME, INC	FALL RIVER	1	In adherence	NA	26
		3	Not in adherence	Core Competencies	25
		4	In adherence	NA	27
FARREN CARE CENTER	MONTAGUE	1	In adherence	NA	28
		3	In adherence	NA	28
FITCHBURG HEALTHCARE	FITCHBURG	1	In adherence	NA	28
		3	In adherence	NA	28
FITCHBURG REHABILITATION AND NURSING CENTER	FITCHBURG	1	In adherence	NA	28
		2	In adherence	NA	28
		3	In adherence	NA	28
		4	In adherence	NA	27
GARDEN PLACE HEALTHCARE	ATTLEBORO	1	In adherence	NA	28
		2	In adherence	NA	28
		3	In adherence	NA	28
		4	In adherence	NA	28
GARDNER REHABILITATION AND NURSING CENTER	GARDNER	1	Not in adherence	Core Competencies	21
		2	In adherence	NA	28
		4	Not in adherence	Core Competencies	27
GERMAN CENTER FOR EXTENDED CARE	BOSTON	1	Not in adherence	Core Competencies	27
		2	In adherence	NA	28
		4	In adherence	NA	28
GLEN RIDGE NURSING CARE CENTER	MEDFORD	1	Not in adherence	Core Competencies	26
		2	In adherence	NA	28
		4	In adherence	NA	28
GLOUCESTER HEALTHCARE	GLOUCESTER	1	Not in adherence	Core Competencies	25
		2	In adherence	NA	28
		4	In adherence	NA	28
GOVERNORS CENTER	WESTFIELD	1	Not in adherence	Core Competencies	27
		2	In adherence	NA	28
		3	In adherence	NA	28

Each facility is subject to at least two infection control audits over the months of May and June 2020; facilities are audited more frequently if they (1) are found to be “Not in Adherence” or “In Adherence but Warrants Reinspection” in a given audit, (2) have historic infection control or quality issues, and/or (3) are randomly selected for an audit

* Facility refused entry of EOHHS employees or contractors, or did not fully cooperate or comply with an audit

Nursing Facility Audit Survey Results
 Audit Periods 1, 2, 3, & 4, Date of Audit through 6/26/2020

Facility Name	City/Town	Audit Period	Overall Audit Determination	Reason For Non Adherence	Score
GOVERNORS CENTER	WESTFIELD	4	In adherence	NA	28
GREENWOOD NURSING &REHABILITATION CENTER	WAKEFIELD	1	In adherence	NA	27
		3	In adherence	NA	28
GUARDIAN CENTER (THE)	BROCKTON	1	Not in adherence	Core Competencies	20
		2	Not in adherence	Core Competencies	25
		3	In adherence	NA	28
HANCOCK PARK REHABILITATION AND NURSING CENTER	QUINCY	1	In adherence	NA	28
		3	In adherence	NA	28
HANNAH B G SHAW HOME FORTHE AGED	MIDDLEBOROUGH	1	In adherence	NA	27
		3	Not in adherence	Core Competencies	25
		4	In adherence	NA	28
HANNAH DUSTON HEALTHCARE CENTER	HAVERHILL	1	In adherence	NA	27
		3	Not in adherence	Core Competencies	25
		4	In adherence	NA	28
HARBOR HOUSE NURSING &REHABILITATION CENTER	HINGHAM	1	In adherence	NA	28
		3	In adherence	NA	28
HATHAWAY MANOR EXTENDED CARE	NEW BEDFORD	1	In adherence	NA	28
		3	Not in adherence	Core Competencies	26
		4	Not in adherence	Core Competencies	26
HATHORNE HILL	DANVERS	1	Not in adherence	Core Competencies	23
		2	In adherence	NA	27
		4	In adherence	NA	28
HEATHWOOD HEALTHCARE	NEWTON	1	In adherence	NA	28
		2	Not in adherence	Core Competencies	26
		3	In adherence	NA	28
		4	In adherence	NA	28
HELLENIC NURSING &REHABILITATION CENTER	CANTON	1	Not in adherence	Core Competencies	26
		2	Not in adherence	Core Competencies	26
		3	In adherence	NA	28
HERITAGE HALL EAST	AGAWAM	1	Not in adherence	Core Competencies	26
		2	In adherence	NA	26
		3	In adherence	NA	28
		4	In adherence	NA	28
HERITAGE HALL NORTH	AGAWAM	1	In adherence	NA	28
		2	In adherence	NA	28

Each facility is subject to at least two infection control audits over the months of May and June 2020; facilities are audited more frequently if they (1) are found to be “Not in Adherence” or “In Adherence but Warrants Reinspection” in a given audit, (2) have historic infection control or quality issues, and/or (3) are randomly selected for an audit

* Facility refused entry of EOHHS employees or contractors, or did not fully cooperate or comply with an audit

Nursing Facility Audit Survey Results
 Audit Periods 1, 2, 3, & 4, Date of Audit through 6/26/2020

Facility Name	City/Town	Audit Period	Overall Audit Determination	Reason For Non Adherence	Score
HERITAGE HALL NORTH	AGAWAM	3	In adherence	NA	28
		4	In adherence	NA	28
HERITAGE HALL SOUTH	AGAWAM	1	Not in adherence	Core Competencies	26
		2	In adherence	NA	28
		3	In adherence	NA	28
		4	In adherence	NA	28
HERITAGE HALL WEST	AGAWAM	1	Not in adherence	Core Competencies	24
		2	In adherence	NA	28
		4	In adherence	NA	28
HERMITAGE HEALTHCARE (THE)	WORCESTER	1	In adherence	NA	28
		2	Not in adherence	Core Competencies	24
		3	In adherence	NA	28
		4	In adherence	NA	28
HIGHLANDS, THE	FITCHBURG	1	Not in adherence	Core Competencies	26
		2	In adherence	NA	26
		4	In adherence	NA	28
HIGHVIEW OF NORTHAMPTON	NORTHAMPTON	1	In adherence	NA	27
		2	In adherence	NA	28
		3	Not in adherence	Core Competencies	27
		4	In adherence	NA	28
HILLCREST COMMONS NURSING &REHABILITATION CENTER	PITTSFIELD	1	In adherence	NA	28
		2	In adherence	NA	27
		3	In adherence	NA	28
		4	In adherence	NA	28
HOLDEN REHABILITATION &NURSING CENTER	HOLDEN	1	In adherence	NA	28
		2	In adherence	NA	28
		3	In adherence	NA	27
		4	In adherence	NA	28
HOLY TRINITY EASTERN ORTHODOX N &RCENTER	WORCESTER	1	In adherence	NA	28
		3	In adherence	NA	27
HOLYOKE HEALTHCARE CENTER	HOLYOKE	1	In adherence	NA	28
		2	In adherence	NA	28
HUNT NURSING &REHAB CENTER	DANVERS	1	Not in adherence	Core Competencies	24
		2	In adherence	NA	28
		4	In adherence	NA	28

Each facility is subject to at least two infection control audits over the months of May and June 2020; facilities are audited more frequently if they (1) are found to be “Not in Adherence” or “In Adherence but Warrants Reinspection” in a given audit, (2) have historic infection control or quality issues, and/or (3) are randomly selected for an audit

* Facility refused entry of EOHHS employees or contractors, or did not fully cooperate or comply with an audit

Nursing Facility Audit Survey Results
 Audit Periods 1, 2, 3, & 4, Date of Audit through 6/26/2020

Facility Name	City/Town	Audit Period	Overall Audit Determination	Reason For Non Adherence	Score
JEANNE JUGAN RESIDENCE	SOMERVILLE	1	In adherence	NA	25
		3	In adherence but warrants reinspe..	NA	23
		4	In adherence	NA	28
JEFFREY &SUSAN BRUDNICK CENTER FOR LIVING	PEABODY	1	In adherence	NA	28
		2	In adherence	NA	26
JESMOND NURSING HOME	NAHANT	1	Not in adherence	Core Competencies and Total Score	15
		2	In adherence	NA	28
		4	In adherence	NA	28
JEWISH HEALTHCARE CENTER	WORCESTER	1	In adherence	NA	28
		3	In adherence	NA	27
JML CARE CENTER INC	FALMOUTH	1	In adherence	NA	28
		2	Not in adherence	Core Competencies	27
		3	In adherence	NA	27
JOHN ADAMS HEALTHCARE CENTER	QUINCY	1	In adherence	NA	27
		3	In adherence	NA	28
JOHN SCOTT HOUSE NURSING &REHABILITATION CENTER	BRAINTREE	1	In adherence	NA	28
		3	In adherence	NA	28
JULIAN JLEVITT FAMILY NURSING HOME	LONGMEADOW	1	In adherence	NA	28
		2	In adherence	NA	28
		3	In adherence	NA	28
		4	In adherence	NA	28
KATZMAN FAMILY CENTER FOR LIVING	CHELSEA	1	In adherence	NA	28
		2	In adherence	NA	26
KEYSTONE CENTER	LEOMINSTER	1	In adherence	NA	28
		3	In adherence	NA	28
KIMBALL FARMS NURSING CARE CENTER	LENOX	1	Not in adherence	Core Competencies	24
		2	In adherence	NA	28
		4	In adherence	NA	28
KNOLLWOOD NURSING CENTER	WORCESTER	1	Not in adherence	Core Competencies	24
		2	In adherence	NA	28
		4	In adherence	NA	28
LAFAYETTE REHABILITATION &SKILLED NURSING FACILITY	MARBLEHEAD	1	Not in adherence	Core Competencies	25
		2	In adherence	NA	28
		4	In adherence	NA	28
LAKEVIEW HOUSE SKLD NRSG AND RESIDENTIAL CARE FAC	HAVERHILL	1	In adherence	NA	28

Each facility is subject to at least two infection control audits over the months of May and June 2020; facilities are audited more frequently if they (1) are found to be “Not in Adherence” or “In Adherence but Warrants Reinspection” in a given audit, (2) have historic infection control or quality issues, and/or (3) are randomly selected for an audit

* Facility refused entry of EOHHS employees or contractors, or did not fully cooperate or comply with an audit

Nursing Facility Audit Survey Results
 Audit Periods 1, 2, 3, & 4, Date of Audit through 6/26/2020

Facility Name	City/Town	Audit Period	Overall Audit Determination	Reason For Non Adherence	Score
LAKEVIEW HOUSE SKLD NRSG AND RESIDENTIAL CARE FAC LANESSA EXTENDED CARE	HAVERHILL WEBSTER	3	In adherence	NA	28
		1	In adherence	NA	28
		3	In adherence	NA	28
LAUREL RIDGE REHAB AND SKILLED CARE CENTER	BOSTON	1	In adherence	NA	26
		3	In adherence	NA	27
LEDGEWOOD REHABILITATION &SKILLED NURSING CENTER	BEVERLY	1	In adherence	NA	28
		3	In adherence	NA	28
LEE HEALTHCARE	LEE	1	Not in adherence	Core Competencies	26
		2	In adherence	NA	28
		3	In adherence	NA	28
		4	In adherence	NA	28
LEONARD FLORENCE CENTER FOR LIVING	CHELSEA	1	In adherence	NA	28
		2	In adherence	NA	28
LIBERTY COMMONS	CHATHAM	1	In adherence	NA	27
		3	In adherence	NA	28
LIFE CARE CENTER OF ACTON	ACTON	1	Not in adherence	Core Competencies	22
		2	In adherence	NA	27
		4	In adherence	NA	28
LIFE CARE CENTER OF ATTLEBORO	ATTLEBORO	1	Not in adherence	Core Competencies	27
		2	In adherence	NA	28
		4	Not in adherence	Core Competencies	27
LIFE CARE CENTER OF AUBURN	AUBURN	1	In adherence	NA	27
		2	In adherence	NA	28
LIFE CARE CENTER OF LEOMINSTER	LEOMINSTER	1	Not in adherence	Core Competencies	26
		2	In adherence	NA	27
		4	In adherence	NA	27
LIFE CARE CENTER OF MERRIMACK VALLEY	BILLERICA	1	Not in adherence	Core Competencies	21
		2	In adherence	NA	28
		3	In adherence	NA	28
		4	In adherence	NA	28
LIFE CARE CENTER OF NASHOBA VALLEY	LITTLETON	1	In adherence	NA	26
		3	In adherence	NA	28
LIFE CARE CENTER OF PLYMOUTH	PLYMOUTH	1	In adherence	NA	28
		3	In adherence	NA	28
LIFE CARE CENTER OF RAYNHAM	RAYNHAM	1	In adherence	NA	26

Each facility is subject to at least two infection control audits over the months of May and June 2020; facilities are audited more frequently if they (1) are found to be “Not in Adherence” or “In Adherence but Warrants Reinspection” in a given audit, (2) have historic infection control or quality issues, and/or (3) are randomly selected for an audit

* Facility refused entry of EOHHS employees or contractors, or did not fully cooperate or comply with an audit

Nursing Facility Audit Survey Results
 Audit Periods 1, 2, 3, & 4, Date of Audit through 6/26/2020

Facility Name	City/Town	Audit Period	Overall Audit Determination	Reason For Non Adherence	Score
LIFE CARE CENTER OF RAYNHAM	RAYNHAM	3	In adherence	NA	28
LIFE CARE CENTER OF STONEHAM	STONEHAM	1	Not in adherence	Core Competencies	26
		2	In adherence	NA	28
		4	In adherence	NA	27
LIFE CARE CENTER OF THE NORTH SHORE	LYNN	1	In adherence	NA	27
		3	In adherence	NA	28
LIFE CARE CENTER OF THE SOUTH SHORE	SCITUATE	1	In adherence	NA	28
		3	In adherence	NA	28
LIFE CARE CENTER OF WEST BRIDGEWATER	WEST BRIDGEWATER	1	Not in adherence	Core Competencies	26
		2	Not in adherence	Core Competencies	25
		3	In adherence	NA	28
LIFE CARE CENTER OF WILBRAHAM	WILBRAHAM	1	Not in adherence	Core Competencies	26
		2	In adherence	NA	27
		4	In adherence	NA	28
LIGHTHOUSE NURSING CARE CENTER	REVERE	1	In adherence	NA	27
		2	In adherence	NA	27
LINDA MANOR EXTENDED CARE FACILITY	LEEDS	1	In adherence	NA	28
		3	In adherence	NA	28
LINDEN PONDS	HINGHAM	1	In adherence	NA	26
		3	In adherence	NA	28
LONGMEADOW OF TAUNTON	TAUNTON	1	In adherence	NA	28
		3	In adherence	NA	28
LOOMIS LAKESIDE AT REEDS LANDING	SPRINGFIELD	1	Not in adherence	Core Competencies	24
		2	In adherence	NA	26
		4	In adherence	NA	28
LUTHERAN REHABILITATION & SKILLED CARE CENTER	WORCESTER	1	Not in adherence	Core Competencies	27
		2	In adherence	NA	28
		4	In adherence	NA	28
LYDIA TAFT HOUSE	UXBRIDGE	1	Not in adherence	Core Competencies	26
		2	In adherence	NA	27
		3	In adherence	NA	28
		4	In adherence	NA	28
M I NURSING & RESTORATIVE CENTER	LAWRENCE	1	Not in adherence	Core Competencies and Total Score	18
		2	In adherence	NA	28
		3	In adherence	NA	28

Each facility is subject to at least two infection control audits over the months of May and June 2020; facilities are audited more frequently if they (1) are found to be “Not in Adherence” or “In Adherence but Warrants Reinspection” in a given audit, (2) have historic infection control or quality issues, and/or (3) are randomly selected for an audit

* Facility refused entry of EOHHS employees or contractors, or did not fully cooperate or comply with an audit

Nursing Facility Audit Survey Results
 Audit Periods 1, 2, 3, & 4, Date of Audit through 6/26/2020

Facility Name	City/Town	Audit Period	Overall Audit Determination	Reason For Non Adherence	Score
M I NURSING & RESTORATIVE CENTER	LAWRENCE	4	Not in adherence	Core Competencies	27
MADONNA MANOR NURSING HOME	NORTH ATTLEBORO	1	In adherence	NA	27
		2	In adherence	NA	28
MAPLES REHABILITATION & NURSING CENTER	WRENTHAM	1	In adherence	NA	26
		2	Not in adherence	Core Competencies	27
		3	Not in adherence	Core Competencies	23
		4	In adherence	NA	28
MAPLEWOOD REHAB AND NURSING	AMESBURY	1	In adherence	NA	28
		2	Not in adherence	Core Competencies	27
		3	In adherence	NA	28
		4	Not in adherence	Core Competencies	26
MARIAN MANOR	BOSTON	1	Not in adherence	Core Competencies	27
		2	Not in adherence	Core Competencies	27
		3	In adherence	NA	27
		4	In adherence	NA	28
MARIAN MANOR OF TAUNTON	TAUNTON	1	In adherence	NA	27
		3	In adherence	NA	28
MARISTHILL NURSING & REHABILITATION CENTER	WALTHAM	1	Not in adherence	Core Competencies	22
		2	Not in adherence	Core Competencies	22
		3	In adherence	NA	28
MARLBOROUGH HILLS REHABILITATION & HLTH CARE CTR	MARLBOROUGH	1	Not in adherence	Core Competencies	26
		2	In adherence	NA	28
		3	In adherence	NA	27
		4	In adherence	NA	27
MARY ANN MORSE NURSING & REHABILITATION	NATICK	1	In adherence	NA	28
		2	Not in adherence	Core Competencies	23
		3	In adherence	NA	28
MARY'S MEADOW AT PROVIDENCE PLACE	HOLYOKE	1	In adherence	NA	28
		2	In adherence	NA	28
MASCONOMET HEALTHCARE CENTER	TOPSFIELD	1	Not in adherence	Core Competencies	24
		2	In adherence	NA	28
		3	In adherence	NA	28
		4	In adherence	NA	28
MATTAPAN HEALTH & REHABILITATION CENTER	BOSTON	1	Not in adherence	Core Competencies	26
		2	Not in adherence	Core Competencies	26

Each facility is subject to at least two infection control audits over the months of May and June 2020; facilities are audited more frequently if they (1) are found to be “Not in Adherence” or “In Adherence but Warrants Reinspection” in a given audit, (2) have historic infection control or quality issues, and/or (3) are randomly selected for an audit

* Facility refused entry of EOHHS employees or contractors, or did not fully cooperate or comply with an audit

Nursing Facility Audit Survey Results
 Audit Periods 1, 2, 3, & 4, Date of Audit through 6/26/2020

Facility Name	City/Town	Audit Period	Overall Audit Determination	Reason For Non Adherence	Score
MATTAPAN HEALTH &REHABILITATION CENTER	BOSTON	3	In adherence	NA	27
		4	In adherence	NA	28
MAYFLOWER PLACE NURSING &REHABILITATION CENTER	YARMOUTH	1	In adherence	NA	28
		3	In adherence	NA	28
MEADOW GREEN NURSING AND REHABILITATION CENTER	WALTHAM	1	In adherence	NA	28
		3	Not in adherence	Core Competencies	26
		4	In adherence	NA	28
MEADOWS OF CENTRAL MASSACHUSETTS (THE)	LEICESTER	1	Not in adherence	Core Competencies	22
		2	Not in adherence	Core Competencies	26
		3	In adherence	NA	28
MEDFORD REHABILITATION AND NURSING CENTER	MEDFORD	1	Not in adherence	Core Competencies	26
		2	In adherence	NA	26
		3	Not in adherence	Core Competencies	24
		4	In adherence	NA	28
MEDWAY COUNTRY MANOR SKILLED NURSING & REHABILITATION	MEDWAY	1	In adherence	NA	27
		3	In adherence	NA	27
MELROSE HEALTHCARE	MELROSE	1	Not in adherence	Core Competencies	23
		2	In adherence	NA	28
		4	In adherence	NA	28
MERRIMACK VALLEY HEALTH CENTER	AMESBURY	1	Not in adherence	Core Competencies	21
		2	Not in adherence	Core Competencies	26
		3	In adherence	NA	28
MILFORD CENTER	MILFORD	1	In adherence	NA	28
		3	In adherence	NA	28
MONT MARIE REHABILITATION & HEALTHCARE CENTER	HOLYOKE	1	Not in adherence	Core Competencies	25
		2	In adherence	NA	28
		4	In adherence	NA	28
MOUNT CARMEL CARE CENTER	LENOX	1	In adherence	NA	28
		3	Not in adherence	Core Competencies	26
		4	In adherence	NA	28
MOUNT SAINT VINCENT CARE CENTER	HOLYOKE	1	In adherence	NA	26
		3	In adherence	NA	27
MT GREYLOCK EXTENDED CARE FACILITY	PITTSFIELD	1	In adherence	NA	28
		2	In adherence	NA	28
NEMASKET HEALTHCARE CENTER	MIDDLEBOROUGH	1	In adherence	NA	25

Each facility is subject to at least two infection control audits over the months of May and June 2020; facilities are audited more frequently if they (1) are found to be “Not in Adherence” or “In Adherence but Warrants Reinspection” in a given audit, (2) have historic infection control or quality issues, and/or (3) are randomly selected for an audit

* Facility refused entry of EOHHS employees or contractors, or did not fully cooperate or comply with an audit

Nursing Facility Audit Survey Results
 Audit Periods 1, 2, 3, & 4, Date of Audit through 6/26/2020

Facility Name	City/Town	Audit Period	Overall Audit Determination	Reason For Non Adherence	Score
NEMASKET HEALTHCARE CENTER	MIDDLEBOROUGH	3	In adherence	NA	28
NEVILLE CENTER AT FRESH POND FOR NURSING & REHAB	CAMBRIDGE	1	In adherence	NA	28
		3	In adherence	NA	28
NEVINS NURSING & REHABILITATION CENTER	METHUEN	1	Not in adherence	Core Competencies	27
		2	Not in adherence	Core Competencies	27
		3	In adherence	NA	28
		4	Not in adherence	Core Competencies	27
NEW BEDFORD JEWISH CONVALESCENT HOME, INC	NEW BEDFORD	1	In adherence	NA	26
		2	Not in adherence	Core Competencies	25
		3	In adherence	NA	28
NEW ENGLAND HOMES FOR THE DEAF, INC	DANVERS	1	In adherence	NA	25
		2	In adherence	NA	28
NEW ENGLAND PEDIATRIC CARE	BILLERICA	1	In adherence	NA	25
		2	In adherence	NA	28
		3	In adherence	NA	28
		4	In adherence	NA	28
NEWTON WELLESLEY CENTER FOR ALZHEIMER'S CARE	WELLESLEY	1	In adherence	NA	27
		3	In adherence	NA	28
NORTH ADAMS COMMONS NURSING & REHABILITATION CENTER	NORTH ADAMS	1	In adherence	NA	28
		3	In adherence	NA	28
NORTH END REHABILITATION AND HEALTHCARE CENTER	BOSTON	1	In adherence	NA	28
		3	In adherence	NA	27
NORTHWOOD REHABILITATION & HEALTHCARE CENTER	LOWELL	1	Not in adherence	Core Competencies and Total Score	16
		2	Not in adherence	Core Competencies	26
		3	In adherence	NA	28
NORWOOD HEALTHCARE	NORWOOD	1	In adherence	NA	25
		2	In adherence	NA	27
		3	In adherence	NA	28
		4	In adherence	NA	28
NOTRE DAME LONG TERM CARE CENTER	WORCESTER	1	Not in adherence	Core Competencies	20
		2	In adherence	NA	28
		3	In adherence	NA	28
		4	In adherence	NA	28
OAK KNOLL HEALTHCARE CENTER	FRAMINGHAM	1	Not in adherence	Core Competencies	26
		2	In adherence	NA	28

Each facility is subject to at least two infection control audits over the months of May and June 2020; facilities are audited more frequently if they (1) are found to be “Not in Adherence” or “In Adherence but Warrants Reinspection” in a given audit, (2) have historic infection control or quality issues, and/or (3) are randomly selected for an audit

* Facility refused entry of EOHHS employees or contractors, or did not fully cooperate or comply with an audit

Nursing Facility Audit Survey Results
 Audit Periods 1, 2, 3, & 4, Date of Audit through 6/26/2020

Facility Name	City/Town	Audit Period	Overall Audit Determination	Reason For Non Adherence	Score
OAK KNOLL HEALTHCARE CENTER	FRAMINGHAM	4	In adherence	NA	28
OAKDALE REHABILITATION & SKILLED NURSING CENTER	WEST BOYLSTON	1	In adherence	NA	27
		2	In adherence	NA	28
OAKHILL HEALTHCARE	MIDDLEBOROUGH	1	In adherence	NA	28
		3	In adherence	NA	28
OAKS, THE	NEW BEDFORD	1	In adherence	NA	27
		2	In adherence	NA	28
ODD FELLOWS HOME OF MASSACHUSETTS	WORCESTER	1	Not in adherence	Core Competencies	26
		2	Not in adherence	Core Competencies	27
		3	In adherence	NA	28
		4	In adherence	NA	28
OUR ISLAND HOME	NANTUCKET	1	In adherence	NA	27
		3	In adherence	NA	28
OUR LADYS HAVEN OF FAIRHAVEN INC	FAIRHAVEN	1	Not in adherence	Core Competencies	25
		2	In adherence	NA	27
		4	In adherence	NA	28
OVERLOOK MASONIC HEALTH CENTER	CHARLTON	1	In adherence	NA	28
		3	In adherence	NA	27
OXFORD REHABILITATION & HEALTH CARE CENTER, THE	HAVERHILL	1	In adherence	NA	27
		2	Not in adherence	Core Competencies	23
		3	In adherence	NA	28
PALM SKILLED NRSING CR & CTR FOR REHAB EXCELLENCE	CHELMSFORD	1	Not in adherence	Core Competencies	25
		2	In adherence	NA	28
		4	In adherence	NA	28
PALMER HEALTHCARE CENTER	PALMER	1	In adherence	NA	28
		2	In adherence	NA	28
		3	In adherence	NA	28
		4	In adherence	NA	27
PARK AVENUE HEALTH CENTER	ARLINGTON	1	Not in adherence	Core Competencies	26
		2	In adherence	NA	27
		4	In adherence	NA	28
PARK PLACE REHABILITATION & SKILLED CARE CENTER	BOSTON	1	In adherence	NA	28
		2	In adherence	NA	28
PARKWAY HEALTH AND REHABILITATION CENTER	BOSTON	1	In adherence	NA	28
		2	In adherence	NA	28

Each facility is subject to at least two infection control audits over the months of May and June 2020; facilities are audited more frequently if they (1) are found to be “Not in Adherence” or “In Adherence but Warrants Reinspection” in a given audit, (2) have historic infection control or quality issues, and/or (3) are randomly selected for an audit

* Facility refused entry of EOHHS employees or contractors, or did not fully cooperate or comply with an audit

Nursing Facility Audit Survey Results
 Audit Periods 1, 2, 3, & 4, Date of Audit through 6/26/2020

Facility Name	City/Town	Audit Period	Overall Audit Determination	Reason For Non Adherence	Score
PARSONS HILL REHABILITATION &HEALTH CARE CENTER	WORCESTER	1	Not in adherence	Core Competencies	22
		2	In adherence	NA	27
		4	In adherence	NA	28
PAVILION , THE	BARNSTABLE	1	In adherence	NA	27
		3	Not in adherence	Core Competencies	27
		4	In adherence	NA	28
PENACOOK PLACE, INC	HAVERHILL	1	Not in adherence	Core Competencies	23
		2	Not in adherence	Core Competencies	21
		3	In adherence	NA	28
PHILLIPS MANOR NURSING HOME	LYNN	1	Not in adherence	Core Competencies	23
		2	In adherence	NA	26
		4	In adherence	NA	28
PILGRIM REHABILITATION &SKILLED NURSING CENTER	PEABODY	1	In adherence	NA	27
		2	In adherence	NA	28
PINE KNOLL NURSING CENTER	LEXINGTON	1	In adherence	NA	27
		3	Not in adherence	Core Competencies	24
		4	In adherence	NA	28
PLEASANT BAY OF BREWSTER REHAB CENTER	BREWSTER	1	In adherence	NA	28
		2	In adherence	NA	28
		3	In adherence	NA	28
		4	In adherence	NA	28
PLYMOUTH HARBORSIDE HEALTHCARE	PLYMOUTH	1	In adherence	NA	27
		3	In adherence	NA	28
PLYMOUTH REHABILITATION &HEALTH CARE CENTER	PLYMOUTH	1	In adherence	NA	26
		3	In adherence	NA	28
POET'S SEAT HEALTH CARE CENTER	GREENFIELD	1	In adherence	NA	28
		3	In adherence	NA	27
POPE NURSING HOME	WEYMOUTH	1	In adherence	NA	25
		2	In adherence	NA	24
		3	In adherence	NA	27
		4	In adherence	NA	28
PORT HEALTHCARE CENTER	NEWBURYPORT	1	In adherence	NA	27
		2	In adherence	NA	28
PRESCOTT HOUSE	NORTH ANDOVER	1	In adherence	NA	28
		3	In adherence	NA	28

Each facility is subject to at least two infection control audits over the months of May and June 2020; facilities are audited more frequently if they (1) are found to be “Not in Adherence” or “In Adherence but Warrants Reinspection” in a given audit, (2) have historic infection control or quality issues, and/or (3) are randomly selected for an audit

* Facility refused entry of EOHHS employees or contractors, or did not fully cooperate or comply with an audit

Nursing Facility Audit Survey Results
 Audit Periods 1, 2, 3, & 4, Date of Audit through 6/26/2020

Facility Name	City/Town	Audit Period	Overall Audit Determination	Reason For Non Adherence	Score
PRESENTATION REHAB AND SKILLED CARE CENTER	BOSTON	1	Not in adherence	Core Competencies	25
		2	Not in adherence	Core Competencies	27
		3	Not in adherence	Core Competencies	26
		4	In adherence	NA	28
QUABBIN VALLEY HEALTHCARE	ATHOL	1	In adherence	NA	28
		2	In adherence	NA	28
QUABOAG REHABILITATION & SKILLED CARE FACILITY	WEST BROOKFIELD	1	In adherence	NA	28
		3	In adherence	NA	28
QUEEN ANNE NURSING HOME, INC	HINGHAM	1	In adherence	NA	28
		3	In adherence	NA	28
QUINCY HEALTH AND REHABILITATION CENTER LLC	QUINCY	1	In adherence	NA	28
		3	In adherence	NA	28
REHABILITATION & NURSING CENTER AT EVERETT (THE)	EVERETT	1	Not in adherence	Core Competencies	25
		2	In adherence	NA	28
		3	In adherence	NA	28
		4	In adherence	NA	28
RESERVOIR CENTER FOR HEALTH & REHABILITATION, THE	MARLBOROUGH	1	Not in adherence	Core Competencies	26
		2	In adherence	NA	28
		4	In adherence	NA	27
REVOLUTION CHARLWELL	NORWOOD	1	Not in adherence	Core Competencies	24
		2	In adherence	NA	27
		4	Not in adherence	Core Competencies	25
REVOLUTION KIMWELL	FALL RIVER	1	Not in adherence	Core Competencies	25
		2	In adherence	NA	27
		4	In adherence	NA	25
RIVER TERRACE REHABILITATION AND HEALTHCARE CTR	LANCASTER	1	In adherence	NA	28
		2	In adherence	NA	28
RIVERBEND OF SOUTH NATICK	NATICK	1	In adherence	NA	28
		3	In adherence	NA	28
RIVERCREST LONG TERM CARE	CONCORD	1	Not in adherence	Core Competencies	25
		2	In adherence	NA	28
		4	In adherence	NA	28
ROYAL AT WAYLAND REHABILITATION & NURSING CENTER	WAYLAND	1	In adherence	NA	28
		3	In adherence	NA	27
ROYAL BRAINTREE NURSING AND REHABILITATION CENTER	BRAINTREE	1	In adherence	NA	27

Each facility is subject to at least two infection control audits over the months of May and June 2020; facilities are audited more frequently if they (1) are found to be “Not in Adherence” or “In Adherence but Warrants Reinspection” in a given audit, (2) have historic infection control or quality issues, and/or (3) are randomly selected for an audit

* Facility refused entry of EOHHS employees or contractors, or did not fully cooperate or comply with an audit

Nursing Facility Audit Survey Results
 Audit Periods 1, 2, 3, & 4, Date of Audit through 6/26/2020

Facility Name	City/Town	Audit Period	Overall Audit Determination	Reason For Non Adherence	Score
ROYAL BRAINTREE NURSING AND REHABILITATION CENTER	BRAINTREE	3	In adherence	NA	28
ROYAL CAPE COD NURSING &REHABILITATION CENTER	BOURNE	1	In adherence	NA	27
		3	In adherence	NA	27
ROYAL MEADOW VIEW CENTER	NORTH READING	1	In adherence	NA	26
		2	In adherence	NA	27
		3	In adherence	NA	28
		4	In adherence	NA	28
ROYAL MEGANSETT NURSING &REHABILITATION	FALMOUTH	1	In adherence	NA	28
		3	In adherence	NA	28
ROYAL NORWELL NURSING &REHABILITATION CENTER LLC	NORWELL	1	In adherence	NA	27
		3	In adherence	NA	27
ROYAL NURSING CENTER, LLC	FALMOUTH	1	Not in adherence	Core Competencies	26
		2	Not in adherence	Core Competencies	26
		3	In adherence	NA	26
ROYAL OF COTUIT	MASHPEE	1	In adherence	NA	26
		3	In adherence	NA	27
ROYAL OF FAIRHAVEN NURSING CENTER	FAIRHAVEN	1	In adherence	NA	28
		2	In adherence	NA	26
ROYAL WOOD MILL CENTER	LAWRENCE	1	Not in adherence	Core Competencies	24
		2	In adherence	NA	28
		4	Not in adherence	Core Competencies	25
SACHEM CENTER FOR HEALTH &REHABILITATION	EAST BRIDGEWATER	1	In adherence	NA	26
		2	In adherence	NA	28
		3	In adherence	NA	27
		4	In adherence	NA	28
SACRED HEART NURSING HOME	NEW BEDFORD	1	In adherence	NA	27
		2	In adherence	NA	28
SALEM REHAB CENTER	SALEM	1	In adherence	NA	28
		2	In adherence	NA	28
		3	In adherence	NA	28
		4	Not in adherence	Core Competencies	27
SANCTA MARIA NURSING FACILITY	CAMBRIDGE	1	In adherence	NA	28
		3	In adherence	NA	28
SARAH BRAYTON NURSING CARE CTR	FALL RIVER	1	In adherence	NA	28
		3	Not in adherence	Core Competencies	25

Each facility is subject to at least two infection control audits over the months of May and June 2020; facilities are audited more frequently if they (1) are found to be “Not in Adherence” or “In Adherence but Warrants Reinspection” in a given audit, (2) have historic infection control or quality issues, and/or (3) are randomly selected for an audit

* Facility refused entry of EOHHS employees or contractors, or did not fully cooperate or comply with an audit

Nursing Facility Audit Survey Results
 Audit Periods 1, 2, 3, & 4, Date of Audit through 6/26/2020

Facility Name	City/Town	Audit Period	Overall Audit Determination	Reason For Non Adherence	Score
SARAH BRAYTON NURSING CARE CTR	FALL RIVER	4	In adherence	NA	28
SAUGUS REHAB AND NURSING	SAUGUS	1	Not in adherence	Core Competencies	21
		2	In adherence	NA	25
		4	In adherence	NA	26
SAVOY NURSING & REHAB CTR	NEW BEDFORD	1	In adherence	NA	25
		2	In adherence	NA	27
		3	In adherence	NA	27
		4	In adherence	NA	27
SEA VIEW CONVALESCENT AND NURSING HOME*	ROWLEY	1	Not in adherence	Core Competencies	25
SEACOAST NURSING & REHABILITATION CENTER INC	GLOUCESTER	1	In adherence	NA	27
		3	In adherence	NA	28
SERENITY HILL NURSING CENTER	WRENTHAM	1	In adherence	NA	27
		2	In adherence	NA	27
SEVEN HILLS PEDIATRIC CENTER	GROTON	1	In adherence	NA	28
		3	In adherence	NA	28
SHERRILL HOUSE	BOSTON	1	In adherence	NA	28
		3	In adherence	NA	28
SHREWSBURY NURSING & REHABILITATION CENTER	SHREWSBURY	1	Not in adherence	Core Competencies	21
		2	In adherence	NA	27
		4	In adherence	NA	28
SIPPICAN HEALTHCARE CENTER	MARION	1	In adherence	NA	27
		3	In adherence	NA	28
SIXTEEN ACRES HEALTHCARE CENTER	SPRINGFIELD	1	In adherence	NA	27
		2	In adherence	NA	28
SKILLED NURSING FACILITY AT NORTH HILL (THE)	NEEDHAM	1	In adherence	NA	28
		3	In adherence	NA	28
SOMERSET RIDGE CENTER	SOMERSET	1	In adherence	NA	28
		2	In adherence	NA	28
SOUTH COVE MANOR NURSING & REHABILITATION CENTER	QUINCY	1	In adherence	NA	28
		2	In adherence	NA	28
		3	In adherence	NA	28
		4	In adherence	NA	28
SOUTH DENNIS HEALTHCARE	DENNIS	1	Not in adherence	Core Competencies	25
		2	Not in adherence	Core Competencies	25
		3	In adherence	NA	27

Each facility is subject to at least two infection control audits over the months of May and June 2020; facilities are audited more frequently if they (1) are found to be “Not in Adherence” or “In Adherence but Warrants Reinspection” in a given audit, (2) have historic infection control or quality issues, and/or (3) are randomly selected for an audit

* Facility refused entry of EOHHS employees or contractors, or did not fully cooperate or comply with an audit

Nursing Facility Audit Survey Results
 Audit Periods 1, 2, 3, & 4, Date of Audit through 6/26/2020

Facility Name	City/Town	Audit Period	Overall Audit Determination	Reason For Non Adherence	Score
SOUTH DENNIS HEALTHCARE	DENNIS	4	In adherence	NA	28
SOUTHBRIDGE REHABILITATION &HEALTH CARE CENTER	SOUTHBRIDGE	1	Not in adherence	Core Competencies	27
		2	In adherence	NA	28
		4	In adherence	NA	28
SOUTHEAST HEALTH CARE CENTER	EASTON	1	Not in adherence	Core Competencies	27
		2	In adherence	NA	28
		4	In adherence	NA	28
SOUTHPOINTE REHAB CENTER	FALL RIVER	1	In adherence	NA	28
		3	In adherence	NA	28
SOUTHSHORE HEALTH CARE CENTER	ROCKLAND	1	In adherence	NA	27
		3	In adherence	NA	28
SOUTHWOOD AT NORWELL NURSING CTR	NORWELL	1	In adherence	NA	25
		3	In adherence	NA	27
SPAULDING NURSING &THERAPY CENTER - BRIGHTON	BOSTON	1	In adherence	NA	27
		3	In adherence	NA	28
SPRINGSIDE REHABILITATION AND SKILLED CARE CENTER	PITTSFIELD	1	In adherence	NA	28
		3	In adherence	NA	28
ST CAMILLUS HEALTH CENTER	NORTHBRIDGE	1	Not in adherence	Core Competencies	27
		2	In adherence	NA	28
		4	In adherence	NA	28
ST FRANCIS REHABILITATION &NURSING CENTER	WORCESTER	1	Not in adherence	Core Competencies	27
		2	In adherence	NA	27
		4	Not in adherence	Core Competencies	27
ST JOSEPH MANOR HEALTH CARE INC	BROCKTON	1	In adherence	NA	27
		3	In adherence	NA	28
ST JOSEPH REHAB &NURSING CARE CENTER	BOSTON	1	In adherence	NA	27
		3	Not in adherence	Core Competencies	24
		4	In adherence	NA	27
ST MARY HEALTH CARE CENTER	WORCESTER	1	In adherence	NA	28
		3	In adherence	NA	28
ST PATRICK'S MANOR	FRAMINGHAM	1	Not in adherence	Core Competencies	25
		2	In adherence	NA	26
		3	In adherence	NA	27
		4	In adherence	NA	27
STERLING VILLAGE	STERLING	1	In adherence	NA	27

Each facility is subject to at least two infection control audits over the months of May and June 2020; facilities are audited more frequently if they (1) are found to be “Not in Adherence” or “In Adherence but Warrants Reinspection” in a given audit, (2) have historic infection control or quality issues, and/or (3) are randomly selected for an audit

* Facility refused entry of EOHHS employees or contractors, or did not fully cooperate or comply with an audit

Nursing Facility Audit Survey Results
 Audit Periods 1, 2, 3, & 4, Date of Audit through 6/26/2020

Facility Name	City/Town	Audit Period	Overall Audit Determination	Reason For Non Adherence	Score
STERLING VILLAGE	STERLING	2	Not in adherence	Core Competencies	25
		3	In adherence	NA	27
STONE REHABILITATION AND SENIOR LIVING	NEWTON	1	In adherence	NA	28
		2	In adherence	NA	28
		3	In adherence	NA	28
		4	In adherence	NA	27
STONEHEDGE HEALTH CARE CENTER	BOSTON	1	In adherence	NA	28
		2	In adherence	NA	28
		3	In adherence	NA	28
		4	In adherence	NA	28
SUDBURY PINES EXTENDED CARE	SUDBURY	1	In adherence	NA	27
		3	Not in adherence	Core Competencies	26
		4	Not in adherence	Core Competencies	26
SUNNY ACRES NURSING HOME	CHELMSFORD	1	Not in adherence	Core Competencies	25
		2	In adherence	NA	28
		3	In adherence	NA	28
		4	In adherence	NA	28
SUTTON HILL CENTER	NORTH ANDOVER	1	Not in adherence	Core Competencies	25
		2	In adherence	NA	28
		4	In adherence	NA	27
SWEET BROOK OF WILLIAMSTOWN REHABILITATION &N CTR	WILLIAMSTOWN	1	In adherence	NA	28
		2	In adherence	NA	28
		3	In adherence	NA	27
		4	In adherence	NA	27
THOMAS UPHAM HOUSE	MEDFIELD	1	In adherence	NA	28
		2	In adherence	NA	28
TIMBERLYN HEIGHTS NURSING AND REHABILITATION	GREAT BARRINGTON	1	In adherence	NA	28
		2	In adherence	NA	28
TIMOTHY DANIELS HOUSE	HOLLISTON	1	In adherence	NA	28
		3	In adherence	NA	28
TOWN AND COUNTRY HEALTH CARE CENTER	LOWELL	1	Not in adherence	Core Competencies and Total Score	18
		2	In adherence but warrants reinspe..	NA	23
		3	Not in adherence	Core Competencies	22
		4	Not in adherence	Core Competencies	24
TREMONT HEALTH CARE CENTER	WAREHAM	1	Not in adherence	Core Competencies	25

Each facility is subject to at least two infection control audits over the months of May and June 2020; facilities are audited more frequently if they (1) are found to be “Not in Adherence” or “In Adherence but Warrants Reinspection” in a given audit, (2) have historic infection control or quality issues, and/or (3) are randomly selected for an audit

* Facility refused entry of EOHHS employees or contractors, or did not fully cooperate or comply with an audit

Nursing Facility Audit Survey Results
 Audit Periods 1, 2, 3, & 4, Date of Audit through 6/26/2020

Facility Name	City/Town	Audit Period	Overall Audit Determination	Reason For Non Adherence	Score
TREMONT HEALTH CARE CENTER	WAREHAM	2	In adherence	NA	28
		3	In adherence	NA	26
		4	In adherence	NA	27
TWIN OAKS REHAB AND NURSING	DANVERS	1	Not in adherence	Core Competencies and Total Score	19
		2	In adherence	NA	28
		4	In adherence	NA	28
VERO HEALTH & REHAB OF HAMPDEN	HAMPDEN	1	In adherence	NA	28
		2	In adherence	NA	25
VERO HEALTH & REHAB OF SOUTH HADLEY	SOUTH HADLEY	1	In adherence	NA	28
		2	In adherence	NA	26
VERO HEALTH & REHAB OF WILBRAHAM	WILBRAHAM	1	In adherence	NA	26
		3	In adherence	NA	28
VICTORIA HAVEN NURSING FACILITY	NORWOOD	1	In adherence	NA	27
		2	Not in adherence	Core Competencies	25
		3	In adherence	NA	27
WACHUSETT MANOR	GARDNER	1	Not in adherence	Core Competencies	27
		2	In adherence	NA	28
		4	In adherence	NA	27
WAKEFIELD CENTER	WAKEFIELD	1	In adherence	NA	28
		2	In adherence	NA	27
		3	In adherence	NA	28
		4	In adherence	NA	28
WALPOLE HEALTHCARE	WALPOLE	1	In adherence	NA	27
		3	In adherence	NA	28
WAREHAM HEALTHCARE	WAREHAM	1	In adherence	NA	26
		2	In adherence	NA	27
		3	In adherence	NA	27
		4	Not in adherence	Core Competencies	24
WATERTOWN HEALTH CENTER	WATERTOWN	1	In adherence	NA	25
		2	In adherence	NA	26
		3	In adherence	NA	28
		4	In adherence	NA	28
WATERVIEW LODGE LLC, REHABILITATION & HEALTHCARE	ASHLAND	1	Not in adherence	Core Competencies	21
		2	Not in adherence	Core Competencies	24
		3	In adherence	NA	28

Each facility is subject to at least two infection control audits over the months of May and June 2020; facilities are audited more frequently if they (1) are found to be “Not in Adherence” or “In Adherence but Warrants Reinspection” in a given audit, (2) have historic infection control or quality issues, and/or (3) are randomly selected for an audit

* Facility refused entry of EOHHS employees or contractors, or did not fully cooperate or comply with an audit

Nursing Facility Audit Survey Results
 Audit Periods 1, 2, 3, & 4, Date of Audit through 6/26/2020

Facility Name	City/Town	Audit Period	Overall Audit Determination	Reason For Non Adherence	Score
WEBSTER MANOR REHABILITATION &HEALTH CARECENTER	WEBSTER	1	In adherence	NA	28
		3	In adherence	NA	28
WEBSTER PARK REHABILITATION AND HEALTHCARE CENTER	ROCKLAND	1	In adherence	NA	27
		3	In adherence	NA	28
WEDGEMERE HEALTHCARE	TAUNTON	1	In adherence	NA	25
		3	In adherence	NA	28
WEST NEWTON HEALTHCARE	NEWTON	1	Not in adherence	Core Competencies	25
		2	In adherence	NA	27
		4	In adherence	NA	27
WEST REVERE HEALTH CENTER	REVERE	1	Not in adherence	Core Competencies	24
		2	Not in adherence	Core Competencies	22
		3	In adherence	NA	28
WEST ROXBURY HEALTH &REHABILITATION CENTER	BOSTON	1	Not in adherence	Core Competencies	26
		2	In adherence	NA	27
		4	In adherence	NA	28
WEST SIDE HOUSE LTC FACILITY	WORCESTER	1	Not in adherence	Core Competencies and Total Score	18
		2	In adherence	NA	25
		3	In adherence	NA	27
		4	In adherence	NA	28
WESTBOROUGH HEALTHCARE	WESTBOROUGH	1	Not in adherence	Core Competencies	24
		2	In adherence	NA	28
		3	In adherence	NA	28
		4	In adherence	NA	28
WESTFIELD CENTER	WESTFIELD	1	In adherence	NA	27
		3	In adherence	NA	28
WESTFIELD GARDENS NURSING AND REHAB	WESTFIELD	1	Not in adherence	Core Competencies	23
		2	In adherence	NA	27
		3	In adherence	NA	27
		4	In adherence	NA	28
WESTFORD HOUSE	WESTFORD	1	In adherence	NA	27
		2	In adherence	NA	28
		4	In adherence	NA	28
WHITTIER BRADFORD TRANSITIONAL CARE UNIT	HAVERHILL	1	In adherence	NA	28
		3	In adherence	NA	28
WHITTIER WESTBOROUGH TRANSITIONAL CARE UNIT	WESTBOROUGH	1	In adherence	NA	26

Each facility is subject to at least two infection control audits over the months of May and June 2020; facilities are audited more frequently if they (1) are found to be “Not in Adherence” or “In Adherence but Warrants Reinspection” in a given audit, (2) have historic infection control or quality issues, and/or (3) are randomly selected for an audit

* Facility refused entry of EOHHS employees or contractors, or did not fully cooperate or comply with an audit

Nursing Facility Audit Survey Results
 Audit Periods 1, 2, 3, & 4, Date of Audit through 6/26/2020

Facility Name	City/Town	Audit Period	Overall Audit Determination	Reason For Non Adherence	Score
WHITTIER WESTBOROUGH TRANSITIONAL CARE UNIT	WESTBOROUGH	2	Not in adherence	Core Competencies	27
		3	In adherence	NA	28
WILLIAMSTOWN COMMONS NURSING &REHAB	WILLIAMSTOWN	1	Not in adherence	Core Competencies	27
		2	In adherence	NA	28
		4	In adherence	NA	28
WILLIMANSETT CENTER EAST	CHICOPEE	1	In adherence	NA	27
		3	In adherence	NA	28
WILLIMANSETT CENTER WEST	CHICOPEE	1	In adherence	NA	27
		2	In adherence	NA	28
		3	In adherence	NA	28
		4	In adherence	NA	28
WILLOW MANOR	LOWELL	1	Not in adherence	Core Competencies	26
		2	In adherence	NA	27
		4	In adherence	NA	27
WILMINGTON REHAB CENTER	WILMINGTON	1	In adherence	NA	28
		2	In adherence	NA	27
		3	In adherence	NA	28
		4	In adherence	NA	28
WINCHESTER NURSING CENTER, INC	WINCHESTER	1	In adherence	NA	28
		3	In adherence	NA	28
WINDEMERE NURSING &REHAB CTR ON MARTHAS VINEYARD	OAK BLUFFS	1	In adherence	NA	26
		3	In adherence	NA	28
WINDSOR NURSING &RETIREMENT HOME	YARMOUTH	1	Not in adherence	Core Competencies	25
		2	In adherence	NA	28
		4	In adherence	NA	27
WINGATE AT CHESTNUT HILL	BROOKLINE	1	In adherence	NA	28
		3	In adherence	NA	28
WINGATE AT HARWICH	HARWICH	1	In adherence	NA	27
		3	Not in adherence	Core Competencies	26
		4	In adherence	NA	28
WINGATE AT HAVERHILL	HAVERHILL	1	Not in adherence	Core Competencies and Total Score	17
		2	Not in adherence	Core Competencies	27
		3	In adherence	NA	28
WINGATE AT NEEDHAM	NEEDHAM	1	Not in adherence	Core Competencies	23
		2	Not in adherence	Core Competencies	25

Each facility is subject to at least two infection control audits over the months of May and June 2020; facilities are audited more frequently if they (1) are found to be “Not in Adherence” or “In Adherence but Warrants Reinspection” in a given audit, (2) have historic infection control or quality issues, and/or (3) are randomly selected for an audit

* Facility refused entry of EOHHS employees or contractors, or did not fully cooperate or comply with an audit

Nursing Facility Audit Survey Results
 Audit Periods 1, 2, 3, & 4, Date of Audit through 6/26/2020

Facility Name	City/Town	Audit Period	Overall Audit Determination	Reason For Non Adherence	Score
WINGATE AT NEEDHAM	NEEDHAM	3	In adherence	NA	28
		4	In adherence	NA	27
WINGATE AT NORTON	NORTON	1	In adherence	NA	28
		2	In adherence	NA	28
WINGATE AT SHARON	SHARON	1	Not in adherence	Core Competencies	23
		2	In adherence	NA	28
		4	In adherence	NA	28
WINGATE AT SILVER LAKE	KINGSTON	1	In adherence	NA	27
		2	Not in adherence	Core Competencies	26
		3	In adherence	NA	28
WINGATE AT WESTON	WESTON	1	Not in adherence	Core Competencies and Total Score	15
		2	Not in adherence	Core Competencies	26
		3	In adherence	NA	28
		4	In adherence	NA	28
WOBURN NURSING CENTER, INC	WOBURN	1	Not in adherence	Core Competencies and Total Score	17
		2	Not in adherence	Core Competencies	23
		3	In adherence	NA	27
WORCESTER HEALTH CENTER	WORCESTER	1	Not in adherence	Core Competencies and Total Score	18
		2	In adherence	NA	27
		3	In adherence	NA	28
		4	In adherence	NA	28
WORCESTER REHABILITATION & HEALTH CARE CENTER	WORCESTER	1	Not in adherence	Core Competencies	25
		2	In adherence	NA	28
		3	In adherence	NA	28
		4	In adherence	NA	28

Each facility is subject to at least two infection control audits over the months of May and June 2020; facilities are audited more frequently if they (1) are found to be “Not in Adherence” or “In Adherence but Warrants Reinspection” in a given audit, (2) have historic infection control or quality issues, and/or (3) are randomly selected for an audit

* Facility refused entry of EOHHS employees or contractors, or did not fully cooperate or comply with an audit



Massachusetts Department of Public Health COVID-19 Dashboard - Wednesday, July 22, 2020

COVID Cases in Assisted Living Residences (1/5)

Data collected as of 7/22/2020 8:00am

Facility	County	Maximum Capacity	Number of Confirmed Cases*
▲			
Adelaide of Newton Centre	Middlesex County	61	1-10
All American Assisted Living at Hanson	Plymouth County	96	>30
All American Assisted Living at Raynham	Bristol County	112	1-10
All American Assisted Living at Wareham	Plymouth County	112	1-10
All American Assisted Living at Wrentham	Norfolk County	122	11-30
Allerton House at Central Park	Norfolk County	109	1-10
Allerton House at Harbor Park	Plymouth County	78	1-10
Allerton House at Proprietors Green	Plymouth County	110	1-10
Allerton House at The Village at Duxbury	Plymouth County	36	11-30
American Inn at Sawmill Park	Hampden County	18	0
Armbrook Assisted Living	Hampden County	84	>30
Artis Senior Living of Lexington	Middlesex County	72	0
Artis Senior Living of Reading	Middlesex County	64	1-10
Ashland Farms at North Andover	Essex County	101	1-10
Assisted Living Center of Salisbury	Essex County	30	0
Atria Draper Place	Worcester County	70	1-10
Atria Fairhaven	Bristol County	91	11-30
Atria Longmeadow Place	Middlesex County	114	11-30
Atria Maplewood Place	Middlesex County	105	1-10
Atria Marina Place	Norfolk County	130	1-10
Atria Marland Place	Essex County	136	1-10
Atria Merrimack Place	Essex County	139	11-30
Atria Woodbriar Park	Barnstable County	108	0
Atria Woodbriar Place	Barnstable County	149	1-10
Atrium at Cardinal Drive	Hampden County	56	0
Atrium at Drum Hill	Middlesex County	56	0
Atrium at Faxon Woods	Norfolk County	60	11-30
Atrium at Veronica Drive	Essex County	62	11-30
Autumn Glen at Dartmouth	Bristol County	87	11-30
Avita of Needham	Norfolk County	70	11-30

Facility	County	Maximum Capacity	Number of Confirmed Cases*
▲			
Avita of Newburyport	Essex County	76	0
Bayberry at Emerald Court	Middlesex County	119	1-10
Benchmark Senior Living at Clapboardtree	Norfolk County	115	11-30
Benchmark Senior Living at Forge Hill	Norfolk County	109	1-10
Benchmark Senior Living at Robbins Brook	Middlesex County	89	11-30
Benchmark Senior Living at The Commons in Lincoln	Middlesex County	81	11-30
Benchmark Senior Living at Woburn	Middlesex County	97	11-30
Bertram House of Swampscott	Essex County	70	1-10
Bethany Homes - Merrivista	Essex County	33	0
Billerica Crossings	Middlesex County	78	1-10
Blaire House at Tewksbury Assisted Living	Middlesex County	35	1-10
Blaire House of Milford	Worcester County	50	1-10
Bridges by EPOCH at Andover	Essex County	72	1-10
Bridges by EPOCH at Hingham	Plymouth County	54	1-10
Bridges by EPOCH at Mashpee	Barnstable County	60	0
Bridges by EPOCH at Pembroke	Plymouth County	54	11-30
Bridges by EPOCH at Sudbury	Middlesex County	54	>30
Bridges by EPOCH at Westford	Middlesex County	56	11-30
Bridges by EPOCH at Westwood	Norfolk County	72	11-30
Brigham House	Middlesex County	62	1-10
Brightview Arlington	Middlesex County	93	11-30
Brightview Canton	Norfolk County	69	11-30
Brightview Concord River	Middlesex County	93	1-10
Brightview Danvers	Essex County	84	11-30
Brightview of North Andover	Essex County	123	>30
Brightview Wakefield	Middlesex County	117	1-10
Broadview	Worcester County	63	11-30
Brookdale Attleboro	Bristol County	151	1-10
Brookdale Cape Cod	Barnstable County	118	11-30
Brookdale Cushing Park	Middlesex County	116	11-30

Data Source: Self-Reported Data from ALRs to Office of Elder Affairs; * Includes staff and residents; Note: This list includes all Assisted Living Residences and their reported COVID-19 cases to date (staff and residents). The number of cases for a facility relies on the amount of testing conducted; facilities not included on this may have COVID-19 cases that have not yet been identified. Some facilities have tested some or all residents only; some have also tested staff. A low number of cases may reflect that not all residents and staff have not been tested, not necessarily low prevalence



Massachusetts Department of Public Health COVID-19 Dashboard - Wednesday, July 22, 2020

COVID Cases in Assisted Living Residences (2/5)

Data collected as of 7/22/2020 8:00am

Facility	County	Maximum Capacity	Number of Confirmed Cases*
▲			
Brookdale Eddy Pond East	Worcester County	80	1-10
Brookdale Eddy Pond West	Worcester County	111	1-10
Brookdale Quincy Bay	Norfolk County	150	1-10
Brookside at Regency	Barnstable County	31	0
Cadbury Commons	Middlesex County	80	> 30
Cambridge Homes	Middlesex County	44	1-10
Cape Cod Senior Residences at Pocasset	Barnstable County	60	11-30
Carmel Terrace	Middlesex County	76	1-10
Carriage House at Lee's Farm	Middlesex County	63	11-30
Chelmsford Crossings	Middlesex County	74	0
Chestnut Knoll at Glenmeadow	Hampden County	34	1-10
Chestnut Park at Cleveland Circle	Suffolk County	88	11-30
Christopher Heights of Attleboro	Bristol County	81	11-30
Christopher Heights of Belchertown	Hampshire County	95	1-10
Christopher Heights of Marlborough	Middlesex County	95	1-10
Christopher Heights of Northampton	Hampshire County	97	0
Christopher Heights of Webster	Worcester County	83	0
Christopher Heights of Worcester	Worcester County	80	11-30
Clifton Assisted Living Community	Bristol County	66	1-10
Cohen Florence Levine Estates	Suffolk County	69	1-10
Coleman House	Worcester County	22	1-10
Compass on the Bay	Suffolk County	55	> 30
Concord Park	Middlesex County	86	1-10
Connemara Senior Living Campello	Plymouth County	109	1-10
Corcoran House	Worcester County	42	0
Cornerstone at Canton	Norfolk County	92	11-30
Cornerstone at Milford	Worcester County	90	11-30
Country Club Heights	Middlesex County	107	> 30
Davis Manor	Worcester County	11	0
Decatur House	Barnstable County	28	0

Facility	County	Maximum Capacity	Number of Confirmed Cases*
▲			
Du Charme Estates Ltd.	Worcester County	18	1-10
East Village Place	Hampden County	77	11-30
Edelweiss Village	Suffolk County	65	1-10
Elizabeth Calsey House	Essex County	14	1-10
Elizabeth Calsey House at Lions Mouth Road	Essex County	26	11-30
Evans Park at Newton Corner	Middlesex County	115	1-10
Fenno House	Norfolk County	53	0
Fieldstone at The Overlook	Worcester County	17	0
Florence & Chafetz Home for Specialized Care	Suffolk County	36	1-10
Forestdale Park Assisted Living	Middlesex County	59	11-30
Gabriel House of Fall River	Bristol County	110	1-10
Gardens at Newbury Court	Middlesex County	29	1-10
Gery & Emil Eisenberg Residence	Worcester County	80	> 30
Glen at Grove Manor	Norfolk County	20	1-10
Goddard House	Norfolk County	119	11-30
Golden Pond Assisted Living	Middlesex County	209	> 30
Grace Morgan House	Essex County	26	0
Grove Manor Estates	Norfolk County	70	> 30
Hampton Suites at Southgate	Worcester County	117	1-10
Harbor Point at Centerville	Barnstable County	68	11-30
Harriett and Ralph Kaplan Estates	Essex County	133	> 30
Haverhill Crossings	Essex County	109	11-30
Hearthstone at Choate	Middlesex County	25	11-30
Hearthstone at New Horizons	Middlesex County	45	> 30
Heights Crossing	Plymouth County	107	> 30
Henrietta Brewer House	Dukes County	14	0
Heritage at Falmouth	Barnstable County	56	1-10
Heritage at Framingham	Middlesex County	102	1-10
Heritage Woods	Hampden County	1115	1-10
Herrick House	Essex County	90	11-30

Data Source: Self-Reported Data from ALRs to Office of Elder Affairs; * Includes staff and residents; Note: This list includes all Assisted Living Residences and their reported COVID-19 cases to date (staff and residents). The number of cases for a facility relies on the amount of testing conducted; facilities not included on this may have COVID-19 cases that have not yet been identified. Some facilities have tested some or all residents only; some have also tested staff. A low number of cases may reflect that not all residents and staff have not been tested, not necessarily low prevalence



Massachusetts Department of Public Health COVID-19 Dashboard - Wednesday, July 22, 2020

COVID Cases in Assisted Living Residences (3/5)

Data collected as of 7/22/2020 8:00am

Facility	County	Maximum Capacity	Number of Confirmed Cases*
▲			
Heywood Wakefield Commons	Worcester County	80	1-10
John Bertram House	Essex County	27	1-10
Keystone Commons	Hampden County	65	0
Keystone Place at Buzzards Bay	Barnstable County	102	0
Landmark at Fall River	Bristol County	91	0
Landmark at Longwood	Suffolk County	107	1-10
Landmark at Monastery Heights	Hampden County	120	11-30
Landmark at Ocean View	Essex County	91	>30
Laurel Ridge	Berkshire County	11	0
Laurelwood at The Pinehills	Plymouth County	83	1-10
Laurentide at Mashpee Commons	Barnstable County	82	0
Leominster Crossings	Worcester County	82	1-10
Life Care Center of Stoneham	Middlesex County	18	1-10
Linda Manor Assisted Living	Hampshire County	92	1-10
Loomis Lakeside at Reeds Landing	Hampden County	15	11-30
Loomis Village	Hampshire County	21	0
Manor on the Hill	Worcester County	92	1-10
Maplewood at Brewster	Barnstable County	153	1-10
Maplewood at Mayflower Place	Barnstable County	45	1-10
Maplewood at Weston	Middlesex County	130	11-30
Marguerite's House	Essex County	106	1-10
Mason Wright Assisted Living	Hampden County	99	>30
Methuen Village at Riverwalk Park	Essex County	95	11-30
Mill Hill Residence	Barnstable County	79	0
Nashoba Park	Middlesex County	73	0
Neville Place	Middlesex County	73	1-10
New Horizons at Choate	Middlesex County	40	1-10
New Horizons at Marlborough	Middlesex County	200	1-10
New Pond Village	Norfolk County	34	1-10
NewBridge on the Charles	Norfolk County	94	1-10

Facility	County	Maximum Capacity	Number of Confirmed Cases*
▲			
Notre Dame du Lac	Worcester County	166	>30
Orchard Hill	Middlesex County	80	11-30
Orchard Valley of Wilbraham	Hampden County	66	1-10
Pine Hill at Kimball Farms	Berkshire County	74	0
Plymouth Crossings	Plymouth County	70	>30
Prospect House	Suffolk County	116	1-10
Providence House	Suffolk County	139	>30
Putnam Farm at Danvers	Essex County	84	>30
River Mills Assisted Living at Chicopee Falls	Hampden County	109	0
RiverCourt Residences	Middlesex County	66	11-30
Robbie's Place	Middlesex County	22	1-10
Rockridge Retirement Community	Hampshire County	68	0
Rogerson House	Suffolk County	68	1-10
Rosewood Homestyle Assisted Living	Berkshire County	28	0
Ruggles Assisted Living	Suffolk County	43	1-10
Ruth's House	Hampden County	82	11-30
Sarawood	Hampden County	28	0
Scandinavian Living Center	Middlesex County	40	1-10
Seasons of Danvers	Essex County	55	1-10
Shrewsbury Crossings	Worcester County	74	1-10
Side By Side	Berkshire County	45	0
Side by Side Assisted Living Residence Veterans Annex	Berkshire County	20	0
Springhouse	Suffolk County	85	11-30
Stafford Hill Assisted Living	Plymouth County	89	11-30
Standish Village at Lower Mills	Suffolk County	108	>30
Stone Hill at Andover	Essex County	109	1-10
Stonebridge at Burlington	Middlesex County	119	1-10
Sugar Hill	Berkshire County	49	0
Sunny Acres - Legacy Care	Middlesex County	12	1-10
Sunrise at Gardner Park	Essex County	62	1-10

Data Source: Self-Reported Data from ALRs to Office of Elder Affairs; * Includes staff and residents; Note: This list includes all Assisted Living Residences and their reported COVID-19 cases to date (staff and residents). The number of cases for a facility relies on the amount of testing conducted; facilities not included on this may have COVID-19 cases that have not yet been identified. Some facilities have tested some or all residents only; some have also tested staff. A low number of cases may reflect that not all residents and staff have not been tested, not necessarily low prevalence



Massachusetts Department of Public Health COVID-19 Dashboard - Wednesday, July 22, 2020

COVID Cases in Assisted Living Residences (4/5)

Data collected as of 7/22/2020 8:00am

Facility	County	Maximum Capacity	Number of Confirmed Cases*
▲			
Sunrise of Arlington	Middlesex County	95	> 30
Sunrise of Braintree	Norfolk County	79	11-30
Sunrise of Burlington	Middlesex County	126	11-30
Sunrise of Cohasset	Norfolk County	79	1-10
Sunrise of Leominster	Worcester County	85	11-30
Sunrise of Lynnfield	Essex County	94	11-30
Sunrise of Norwood	Norfolk County	88	11-30
Sunrise of Plymouth Beach	Plymouth County	102	0
Sunrise of Wayland	Middlesex County	74	11-30
Sunrise of Weston	Middlesex County	34	1-10
Susan Bailis Assisted Living Community	Suffolk County	136	1-10
Swan Brook	Bristol County	29	1-10
Tatnuck Park at Worcester	Worcester County	83	1-10
The Arbors at Amherst	Hampshire County	86	1-10
The Arbors at Chicopee	Hampden County	92	0
The Arbors at Dracut	Middlesex County	84	1-10
The Arbors at Greenfield	Franklin County	76	0
The Arbors at Stoneham	Middlesex County	89	11-30
The Arbors at Stoughton	Norfolk County	91	> 30
The Arbors at Taunton	Bristol County	87	> 30
The Arbors at Westfield	Hampden County	90	11-30
The Assisted Living Residences at Hancock Park	Norfolk County	42	0
The Branches of Framingham	Middlesex County	104	1-10
The Branches of Marlboro	Middlesex County	104	11-30
The Branches of North Attleboro	Bristol County	104	1-10
The Cottages at Dartmouth Village	Bristol County	94	1-10
The Elms at Briarwood	Worcester County	34	0
The Enclave of Franklin	Norfolk County	96	1-10
The Evergreens	Worcester County	12	0
The Falls at Cordingly Dam	Middlesex County	93	> 30

Facility	County	Maximum Capacity	Number of Confirmed Cases*
▲			
The Gables at Winchester	Middlesex County	141	1-10
The Gables of Fitchburg	Worcester County	70	1-10
The Inn at Silver Lake	Plymouth County	93	11-30
The Landing at Laurel Lake	Berkshire County	80	0
The Linden at Danvers	Essex County	116	1-10
The Linden at Dedham	Norfolk County	113	1-10
The Parc at Harbor View Senior Living	Suffolk County	73	1-10
The Reserve at East Longmeadow	Hampden County	126	1-10
The Residence at Cedar Dell	Bristol County	80	1-10
The Residence at Five Corners	Bristol County	90	1-10
The Residence at Freeman Lake	Middlesex County	85	1-10
The Residence at Melrose Station	Middlesex County	92	1-10
The Residence at Orchard Grove	Worcester County	60	0
The Residence at Pearl Street	Middlesex County	89	> 30
The Residence at Penniman Hill	Plymouth County	92	0
The Residence at Riverbend	Essex County	83	1-10
The Residence at Valley Farm	Middlesex County	82	11-30
The Residence at Vinnin Square	Essex County	88	1-10
The Residence at Watertown Square	Middlesex County	95	1-10
The Residences at Sherburne Commons	Nantucket County	54	0
The Rubin Home Assisted Living	Essex County	16	1-10
The Saab Residence	Middlesex County	62	11-30
The Wellington at Springfield	Hampden County	108	0
The Woodlands Inn at Edgewood	Essex County	40	1-10
Thirwood Place	Barnstable County	95	0
Traditions of Dedham	Norfolk County	96	0
Traditions of Wayland	Middlesex County	81	11-30
Victorian Health of Chatham	Barnstable County	40	0
Village at Willow Crossings	Bristol County	118	> 30
Visiting Nurse Assisted Living	Middlesex County	97	0

Data Source: Self-Reported Data from ALRs to Office of Elder Affairs; * Includes staff and residents; Note: This list includes all Assisted Living Residences and their reported COVID-19 cases to date (staff and residents). The number of cases for a facility relies on the amount of testing conducted; facilities not included on this may have COVID-19 cases that have not yet been identified. Some facilities have tested some or all residents only; some have also tested staff. A low number of cases may reflect that not all residents and staff have not been tested, not necessarily low prevalence



Massachusetts Department of Public Health COVID-19 Dashboard - Wednesday, July 22, 2020

COVID Cases in Assisted Living Residences (5/5)

Data collected as of 7/22/2020 8:00am

Facility	County	Maximum Capacity	Number of Confirmed Cases*
▲			
Waltham Crossings	Middlesex County	112	> 30
Waterstone at Wellesley	Norfolk County	52	1-10
Whaler's Cove	Bristol County	130	1-10
Whitcomb House	Worcester County	87	0
White Oak Cottages	Norfolk County	24	1-10
Whitney Place at Natick	Middlesex County	106	11-30
Whitney Place at Northborough	Worcester County	83	1-10
Whitney Place at Northbridge	Worcester County	30	1-10
Whitney Place at Sharon	Norfolk County	91	11-30
Whitney Place at Westborough	Worcester County	85	0
Whitney Suites at Westborough	Worcester County	43	1-10
Winchester Mount Vernon House	Middlesex County	17	0
Windrose at Weymouth	Norfolk County	53	11-30
Windrose at Woburn	Middlesex County	33	11-30
Windsor Place of Wilmington	Middlesex County	101	11-30
Wingate Residences at Boylston Place	Norfolk County	48	1-10
Wingate Residences at Haverhill	Essex County	69	11-30
Wingate Residences at Melbourne	Berkshire County	124	0
Wingate Residences at Needham	Norfolk County	101	> 30
Wingate Residences at Norton	Bristol County	82	1-10
Winter Valley Residences	Norfolk County	17	0
Wood Haven Senior Living	Middlesex County	58	11-30
Woodlands at Pleasant Bay	Barnstable County	59	0
Youville House Assisted Living Residence, Inc.	Middlesex County	143	11-30
Youville Place	Middlesex County	101	> 30
Zelma Lacey House	Suffolk County	83	1-10

Data Source: Self-Reported Data from ALRs to Office of Elder Affairs; * Includes staff and residents; Note: This list includes all Assisted Living Residences and their reported COVID-19 cases to date (staff and residents). The number of cases for a facility relies on the amount of testing conducted; facilities not included on this may have COVID-19 cases that have not yet been identified. Some facilities have tested some or all residents only; some have also tested staff. A low number of cases may reflect that not all residents and staff have not been tested, not necessarily low prevalence



PPE Distribution by Recipient Type and Geography

Cumulative PPE distribution as of 7/21/2020 at 3:00pm

PPE Distribution Summary - By Entity Type

Entity	N95s/KN95s	Masks	Gloves	Gowns	Ventilators
Community health center	74,010	107,450	99,600	20,849	0
EMS (Private)	38,500	47,900	63,600	3,548	0
Hospital	251,580	234,400	303,200	58,446	679
Local BOH	16,765	53,100	80,000	1,886	0
Local Municipalities (e.g. Fire, Police, Public EMS)	525,913	465,896	1,654,907	164,602	0
Nursing home/Senior living	397,250	912,250	1,079,600	152,624	0
Other (e.g. home and pediatric care)	3,322,127	3,588,998	2,613,842	189,811	0
Public safety (30-day supply)	167,325	0	0	0	0
State agency	2,653,785	1,323,836	3,695,697	122,656	0
Total distributions	7,447,255	6,733,830	9,590,446	714,422	679
Central Massachusetts	425,969	687,317	1,027,050	93,149	83
Metro Boston	345,331	467,100	720,342	54,111	204
Metro West	978,560	1,232,432	1,319,574	163,441	136
Northeastern Massachusetts	575,436	857,263	744,632	55,670	117
Southeastern Massachusetts	627,550	1,085,285	1,536,908	146,004	79
State agency	3,867,862	1,495,486	3,690,997	111,648	0
Western Massachusetts	626,547	908,947	550,943	90,399	60
Total distributions	7,447,255	6,733,830	9,590,446	714,422	679

PPE Distribution Summary - By Region

Note: Total distributions include those from DPH and MEMA. Those state agencies which are not linked to specific geographies are tagged as state agencies. The "other" category includes all entities that cannot be classified as one of the 8 entity types.



Massachusetts Department of Public Health COVID-19 Dashboard - Wednesday, July 22, 2020

PPE Distribution by Recipient Type and Geography

Cumulative PPE distribution as of 7/21/2020 at 3:00pm

Region	Entity	N95s/KN95s	Masks	Gloves	Gowns	Ventilators	Region	Entity	N95s/KN95s	Masks	Gloves	Gowns	Ventilators
Central Massachusetts	Community health center	10,900	30,350	16,800	3,198	0	Northeastern Massachusetts	Community health center	2,640	3,300	5,000	396	0
	EMS (Private)	3,800	3,300	5,000	900	0		EMS (Private)	2,000	6,900	10,200	120	0
	Hospital	23,120	13,600	18,200	5,106	83		Hospital	29,730	32,800	11,600	2,242	117
	Local BOH	2,060	9,000	18,000	490	0		Local BOH	2,720	6,000	9,200	80	0
	Local Municipalities (e.g. Fire, Police, Public EMS)	92,570	57,884	252,650	30,254	0		Local Municipalities (e.g. Fire, Police, Public EMS)	48,636	56,708	278,300	15,356	0
	Nursing home/Senior living	57,400	141,000	128,200	24,969	0		Nursing home/Senior living	49,785	125,900	153,600	15,436	0
	Other (e.g. home and pediatric care)	219,669	427,883	587,800	27,432	0		Other (e.g. home and pediatric care)	407,105	625,655	276,732	21,640	0
	Public safety (30-day supply)	14,450	0	0	0	0		Public safety (30-day supply)	32,820	0	0	0	0
	State agency	2,000	4,300	400	800	0		State agency	0	0	0	400	0
	Total	425,969	687,317	1,027,050	93,149	83		Total	575,436	857,263	744,632	55,670	117
Metro Boston	Community health center	9,960	19,200	22,900	4,230	0	Southeastern Massachusetts	Community health center	11,150	17,400	12,400	485	0
	EMS (Private)	5,000	0	0	0	0		EMS (Private)	3,860	6,600	12,000	186	0
	Hospital	39,110	45,500	90,900	9,580	204		Hospital	59,800	44,800	67,300	12,240	79
	Local BOH	3,720	1,000	6,000	300	0		Local BOH	3,540	8,000	27,600	556	0
	Local Municipalities (e.g. Fire, Police, Public EMS)	53,151	28,200	309,120	13,670	0		Local Municipalities (e.g. Fire, Police, Public EMS)	107,132	118,005	418,320	41,632	0
	Nursing home/Senior living	25,890	82,950	52,700	10,666	0		Nursing home/Senior living	93,685	198,850	303,400	34,506	0
	Other (e.g. home and pediatric care)	200,845	289,200	214,322	14,997	0		Other (e.g. home and pediatric care)	306,713	684,830	664,488	52,659	0
	Public safety (30-day supply)	6,455	0	0	0	0		Public safety (30-day supply)	37,800	0	0	0	0
	State agency	1,200	1,050	24,400	668	0		State agency	3,870	6,800	31,400	3,740	0
	Total	345,331	467,100	720,342	54,111	204		Total	627,550	1,085,285	1,536,908	146,004	79
Metro West	Community health center	31,160	18,350	21,500	10,314	0	Western Massachusetts	Community health center	8,200	18,850	21,000	2,226	0
	EMS (Private)	14,440	16,600	4,000	1,240	0		EMS (Private)	9,400	14,500	32,400	1,102	0
	Hospital	63,420	33,400	115,200	19,274	136		Hospital	36,400	64,300	0	10,004	60
	Local BOH	1,920	17,500	14,200	160	0		Local BOH	2,805	11,600	5,000	300	0
	Local Municipalities (e.g. Fire, Police, Public EMS)	125,391	102,402	218,324	29,208	0		Local Municipalities (e.g. Fire, Police, Public EMS)	99,033	102,697	178,193	34,482	0
	Nursing home/Senior living	115,030	206,000	318,100	40,245	0		Nursing home/Senior living	55,460	157,550	123,600	26,802	0
	Other (e.g. home and pediatric care)	580,731	830,980	589,150	57,710	0		Other (e.g. home and pediatric care)	381,454	534,950	186,350	15,133	0
	Public safety (30-day supply)	42,785	0	0	0	0		Public safety (30-day supply)	33,015	0	0	0	0
	State agency	3,683	7,200	39,100	5,290	0		State agency	780	4,500	4,400	350	0
	Total	978,560	1,232,432	1,319,574	163,441	136		Total	626,547	908,947	550,943	90,399	60

Note: Total distributions include those from DPH and MEMA. Those state agencies which are not linked to specific geographies are tagged as state agencies. The "other" category includes all entities that cannot be classified as one of the 8 entity types.



PPE Distribution by Recipient Type and Geography

Cumulative PPE distribution as of 7/21/2020 at 3:00pm

Region	Entity	N95s/KN95s	Masks	Gloves	Gowns	Ventilators
State agency	Community health center	0	0	0	0	0
	EMS (Private)	0	0	0	0	0
	Hospital	0	0	0	0	0
	Local BOH	0	0	0	0	0
	Local Municipalities (e.g. Fire, Police, Public EMS)	0	0	0	0	0
	Nursing home/Senior living	0	0	0	0	0
	Other (e.g. home and pediatric care)	1,225,610	195,500	95,000	240	0
	Public safety (30-day supply)	0	0	0	0	0
	State agency	2,642,252	1,299,986	3,595,997	111,408	0
	Total	3,867,862	1,495,486	3,690,997	111,648	0
Massachusetts	Community health center	74,010	107,450	99,600	20,849	0
	EMS (Private)	38,500	47,900	63,600	3,548	0
	Hospital	251,580	234,400	303,200	58,446	679
	Local BOH	16,765	53,100	80,000	1,886	0
	Local Municipalities (e.g. Fire, Police, Public EMS)	525,913	465,896	1,654,907	164,602	0
	Nursing home/Senior living	397,250	912,250	1,079,600	152,624	0
	Other (e.g. home and pediatric care)	3,322,127	3,588,998	2,613,842	189,811	0
	Public safety (30-day supply)	167,325	0	0	0	0
	State agency	2,653,785	1,323,836	3,695,697	122,656	0
	Total	7,447,255	6,733,830	9,590,446	714,422	679

Note: Total distributions include those from DPH and MEMA. Those state agencies which are not linked to specific geographies are tagged as state agencies. The "other" category includes all entities that cannot be classified as one of the 8 entity types.