



Weekly COVID-19 Public Health Report

The Weekly COVID-19 Public Health Report includes enhanced, more granular information to be updated on a weekly, or biweekly basis, including town-by-town case and testing information, cases and deaths in Long Term Care Facilities, updates on nursing facility audit results, and more.





Table of Contents

Count and Rate (per 100,000) of Confirmed COVID-19 Cases and Persons Tested in MA by City/TownPage 3

Map of Incidence Rate (per 100,000, PCR only) for COVID-19 in MA by City/Town Over Last Two Weeks.....Page 18

Map of Testing Rate (per 100,000, PCR only) for COVID-19 in MA by City/Town Over Last Two WeeksPage 19

Map of Percent Positivity (PCR only) among Tests Performed for COVID-19 in MA by City/Town Over Last Two Weeks.....Page 20

Map of Rate (per 100,000) of New Confirmed COVID-19 Cases in Past 7 Days by Emergency Medical Services (EMS) Region...Page 21

Massachusetts Residents Quarantined due to COVID-19.....Page 22

Massachusetts Residents Isolated due to COVID-19.....Page 23

COVID Cases and Facility-Reported Deaths in Long Term Care Facilities.....Page 24

Nursing Facility Staff Re-Baseline Testing.....Page 32

Nursing Facilities Clinical Audits.....Page 49

COVID Cases in Assisted Living Residences.....Page 79

PPE Distribution by Recipient Type and Geography.....Page 84



Count and Rate (per 100,000) of Confirmed COVID-19 Cases and Tests Performed¹ in MA by City/Town, January 1, 2020 – July 29, 2020

City/Town	Total Case Count	Case Count (Last 14 Days)	Percent Change ²	Total Tests	Total Tests (Last 14 days)	Total Positive Tests (Last 14 days)	Percent Positivity (Last 14 days)
Abington	243	<5	Decrease	3053	286	5	1.75%
Acton	172	<5	Decrease	3761	551	5	0.91%
Acushnet	102	<5	Decrease	1604	166	6	3.61%
Adams	35	0	No change	1019	180	0	0%
Agawam	493	13	Decrease	6263	851	20	2.35%
Alford	<5	0	No change	32	2	0	0%
Amesbury	191	<5	Decrease	3124	474	4	0.84%
Amherst	107	<5	Decrease	3832	669	3	0.45%
Andover	325	7	Increase	6813	1160	8	0.69%
Aquinnah	<5	0	No change	100	20	0	0%
Arlington	321	5	Decrease	7759	1166	8	0.69%
Ashburnham	33	0	No change	975	135	0	0%
Ashby	15	0	No change	422	50	0	0%
Ashfield	<5	0	Decrease	207	35	1	2.86%
Ashland	256	5	Increase	3222	432	16	3.70%
Athol	68	<5	No change	2495	360	1	0.28%
Attleboro	686	9	Decrease	7430	635	12	1.89%
Auburn	223	<5	Increase	3100	330	3	0.91%
Avon	80	<5	No change	905	100	3	3.00%
Ayer	144	<5	Decrease	3611	278	7	2.52%
Barnstable	391	17	Increase	7687	920	17	1.85%
Barre	62	0	No change	906	111	0	0%
Becket	16	0	Decrease	242	43	0	0%
Bedford	247	<5	Decrease	6559	545	7	1.28%
Belchertown	121	15	Increase	2191	421	15	3.56%



Count and Rate (per 100,000) of Confirmed COVID-19 Cases and Tests Performed¹ in MA by City/Town, January 1, 2020 – July 29, 2020

City/Town	Total Case Count	Case Count (Last 14 Days)	Percent Change ²	Total Tests	Total Tests (Last 14 days)	Total Positive Tests (Last 14 days)	Percent Positivity (Last 14 days)
Bellingham	142	<5	Decrease	2449	266	2	0.75%
Belmont	236	<5	No change	4351	638	6	0.94%
Berkley	73	<5	No change	1101	87	1	1.15%
Berlin	21	<5	No change	523	66	1	1.52%
Bernardston	7	0	No change	316	55	0	0%
Beverly	637	14	Increase	8170	1077	16	1.49%
Billerica	583	8	Decrease	7847	1041	10	0.96%
Blackstone	56	0	Decrease	1301	123	0	0%
Blandford	<5	0	No change	119	19	0	0%
Bolton	11	0	No change	755	126	0	0%
Boston	14667	296	Decrease	165596	20272	389	1.92%
Bourne	164	<5	Decrease	3740	547	6	1.10%
Boxborough	26	0	No change	740	118	0	0%
Boxford	47	<5	Increase	1227	201	4	1.99%
Boylston	23	<5	No change	712	100	1	1.00%
Braintree	831	13	Decrease	8293	872	15	1.72%
Brewster	113	7	Increase	1843	285	8	2.81%
Bridgewater	360	<5	No change	6163	414	4	0.97%
Brimfield	9	<5	No change	458	83	2	2.41%
Brockton	4364	59	Decrease	27728	1898	79	4.16%
Brookfield	22	<5	Increase	506	105	2	1.90%
Brookline	419	15	Increase	9977	1636	16	0.98%
Buckland	8	0	No change	46	1	0	0%
Burlington	272	<5	Decrease	4531	642	4	0.62%
Cambridge	1013	25	No change	31861	4522	34	0.75%



Count and Rate (per 100,000) of Confirmed COVID-19 Cases and Tests Performed¹ in MA by City/Town, January 1, 2020 – July 29, 2020

City/Town	Total Case Count	Case Count (Last 14 Days)	Percent Change ²	Total Tests	Total Tests (Last 14 days)	Total Positive Tests (Last 14 days)	Percent Positivity (Last 14 days)
Canton	302	6	Decrease	5307	688	10	1.45%
Carlisle	19	0	Decrease	715	118	0	0%
Carver	63	<5	No change	1852	237	4	1.69%
Charlemont	<5	0	No change	179	23	2	8.70%
Charlton	92	7	No change	2515	444	7	1.58%
Chatham	22	<5	Decrease	1070	139	2	1.44%
Chelmsford	351	7	Decrease	7615	871	7	0.80%
Chelsea	3036	56	Decrease	15821	1993	75	3.76%
Cheshire	<5	0	No change	423	89	0	0%
Chester	<5	0	No change	152	24	0	0%
Chesterfield	<5	0	No change	127	33	0	0%
Chicopee	509	39	Decrease	9349	1416	47	3.32%
Chilmark	<5	0	No change	663	111	0	0%
Clarksburg	8	0	Decrease	182	40	0	0%
Clinton	261	<5	Decrease	2932	347	4	1.15%
Cohasset	28	<5	Increase	993	130	1	0.77%
Colrain	<5	0	No change	201	42	0	0%
Concord	182	6	Increase	4767	532	8	1.50%
Conway	<5	0	No change	266	40	0	0%
Cummington	<5	0	No change	138	19	0	0%
Dalton	16	0	No change	989	162	0	0%
Danvers	747	5	Decrease	8195	743	6	0.81%
Dartmouth	401	9	Decrease	6610	656	12	1.83%
Dedham	418	<5	Decrease	5860	681	8	1.17%
Deerfield	12	<5	No change	804	164	1	0.61%



Count and Rate (per 100,000) of Confirmed COVID-19 Cases and Tests Performed¹ in MA by City/Town, January 1, 2020 – July 29, 2020

City/Town	Total Case Count	Case Count (Last 14 Days)	Percent Change ²	Total Tests	Total Tests (Last 14 days)	Total Positive Tests (Last 14 days)	Percent Positivity (Last 14 days)
Dennis	97	<5	Increase	2351	282	4	1.42%
Dighton	68	<5	No change	1124	101	1	0.99%
Douglas	49	0	No change	1122	146	0	0%
Dover	22	<5	Decrease	736	127	2	1.57%
Dracut	485	<5	Decrease	7553	909	7	0.77%
Dudley	97	<5	Decrease	1749	271	1	0.37%
Dunstable	10	0	No change	397	48	0	0%
Duxbury	118	0	Decrease	2954	312	0	0%
East Bridgewater	186	5	Increase	2403	227	5	2.20%
East Brookfield	13	0	No change	305	44	0	0%
East Longmeadow	278	<5	Increase	3075	396	4	1.01%
Eastham	14	<5	No change	708	110	3	2.73%
Easthampton	96	8	Increase	2803	509	9	1.77%
Easton	290	8	Decrease	4060	412	12	2.91%
Edgartown	9	0	No change	1741	308	0	0%
Egremont	7	<5	Increase	139	33	2	6.06%
Erving	6	0	No change	250	41	0	0%
Essex	24	0	No change	536	75	0	0%
Everett	1843	42	Decrease	13536	1384	54	3.90%
Fairhaven	246	<5	Decrease	3913	321	3	0.93%
Fall River	1756	67	Decrease	21987	2367	97	4.10%
Falmouth	229	22	Increase	7187	1014	24	2.37%
Fitchburg	814	6	Decrease	9775	828	11	1.33%
Florida	<5	0	No change	70	19	0	0%
Foxborough	128	6	Decrease	3805	584	6	1.03%



Count and Rate (per 100,000) of Confirmed COVID-19 Cases and Tests Performed¹ in MA by City/Town, January 1, 2020 – July 29, 2020

City/Town	Total Case Count	Case Count (Last 14 Days)	Percent Change ²	Total Tests	Total Tests (Last 14 days)	Total Positive Tests (Last 14 days)	Percent Positivity (Last 14 days)
Framingham	1802	36	Increase	14735	1520	47	3.09%
Franklin	144	5	Decrease	4337	585	5	0.85%
Freetown	108	<5	Decrease	1353	127	5	3.94%
Gardner	199	<5	No change	6528	689	4	0.58%
Georgetown	62	0	Decrease	1321	195	1	0.51%
Gill	<5	0	No change	172	36	0	0%
Gloucester	270	10	Increase	4900	740	11	1.49%
Goshen	5	0	Decrease	59	12	0	0%
Gosnold	5	5	No change	103	103	5	4.85%
Grafton	99	<5	No change	2673	420	1	0.24%
Granby	32	0	No change	765	115	0	0%
Granville	12	0	No change	233	27	0	0%
Great Barrington	73	0	No change	1984	347	0	0%
Greenfield	210	<5	Increase	3682	509	2	0.39%
Groton	44	<5	Increase	1726	247	1	0.40%
Groveland	41	0	Decrease	1027	147	1	0.68%
Hadley	45	<5	No change	1641	248	1	0.40%
Halifax	59	<5	Decrease	1215	125	1	0.80%
Hamilton	38	<5	Increase	1147	190	4	2.11%
Hampden	99	<5	No change	912	101	1	0.99%
Hancock	<5	0	No change	34	8	0	0%
Hanover	74	0	No change	2036	214	0	0%
Hanson	110	<5	No change	1755	174	1	0.57%
Hardwick	10	<5	Increase	316	43	1	2.33%
Harvard	18	0	No change	815	136	0	0%



Count and Rate (per 100,000) of Confirmed COVID-19 Cases and Tests Performed¹ in MA by City/Town, January 1, 2020 – July 29, 2020

City/Town	Total Case Count	Case Count (Last 14 Days)	Percent Change ²	Total Tests	Total Tests (Last 14 days)	Total Positive Tests (Last 14 days)	Percent Positivity (Last 14 days)
Harwich	136	5	Decrease	2522	378	8	2.12%
Hatfield	18	0	Decrease	513	85	0	0%
Haverhill	1275	19	Increase	14504	1637	23	1.41%
Hawley	0	0	No change	23	5	0	0%
Heath	0	0	No change	48	9	0	0%
Hingham	288	6	Increase	4193	385	8	2.08%
Hinsdale	5	<5	Increase	347	67	1	1.49%
Holbrook	203	<5	Decrease	2227	226	4	1.77%
Holden	127	<5	Decrease	3578	540	6	1.11%
Holland	9	<5	Increase	283	68	2	2.94%
Holliston	57	0	Decrease	2074	253	0	0%
Holyoke	980	30	Decrease	11044	1622	38	2.34%
Hopedale	47	<5	Decrease	1255	223	2	0.90%
Hopkinton	133	<5	No change	2793	366	1	0.27%
Hubbardston	7	0	No change	655	92	0	0%
Hudson	196	0	Decrease	3304	472	0	0%
Hull	53	<5	Decrease	1535	181	1	0.55%
Huntington	14	0	No change	353	64	0	0%
Ipswich	73	<5	Increase	2556	406	3	0.74%
Kingston	138	0	No change	2641	269	2	0.74%
Lakeville	63	0	Decrease	1543	175	0	0%
Lancaster	103	<5	No change	1386	197	2	1.02%
Lanesborough	8	0	No change	387	71	0	0%
Lawrence	3760	79	Decrease	26295	3249	104	3.20%
Lee	22	<5	No change	958	185	3	1.62%



Count and Rate (per 100,000) of Confirmed COVID-19 Cases and Tests Performed¹ in MA by City/Town, January 1, 2020 – July 29, 2020

City/Town	Total Case Count	Case Count (Last 14 Days)	Percent Change ²	Total Tests	Total Tests (Last 14 days)	Total Positive Tests (Last 14 days)	Percent Positivity (Last 14 days)
Leicester	158	<5	Decrease	1990	215	4	1.86%
Lenox	16	<5	Increase	1292	198	2	1.01%
Leominster	718	11	No change	9950	906	14	1.55%
Leverett	<5	0	No change	287	51	0	0%
Lexington	335	<5	Increase	5140	730	5	0.68%
Leyden	0	0	No change	19	2	0	0%
Lincoln	41	0	No change	1365	167	0	0%
Littleton	102	0	Decrease	1684	245	0	0%
Longmeadow	235	10	Increase	2887	450	10	2.22%
Lowell	3022	52	Decrease	31622	3615	71	1.96%
Ludlow	132	<5	Decrease	3436	496	2	0.40%
Lunenburg	67	<5	Decrease	1754	213	1	0.47%
Lynn	3858	129	Increase	28390	3985	175	4.39%
Lynnfield	100	<5	Increase	2216	318	3	0.94%
Malden	1302	31	Increase	13864	1623	39	2.40%
Manchester	21	<5	No change	720	148	1	0.68%
Mansfield	173	7	Increase	3418	413	9	2.18%
Marblehead	247	6	No change	4320	686	8	1.17%
Marion	14	0	No change	1154	197	0	0%
Marlborough	1029	27	Increase	9872	1443	37	2.56%
Marshfield	175	<5	Decrease	4092	484	7	1.45%
Mashpee	74	7	Increase	3044	407	8	1.97%
Mattapoisett	41	<5	Decrease	949	127	2	1.57%
Maynard	73	<5	Increase	1864	213	2	0.94%
Medfield	39	0	Decrease	1731	272	0	0%



Count and Rate (per 100,000) of Confirmed COVID-19 Cases and Tests Performed¹ in MA by City/Town, January 1, 2020 – July 29, 2020

City/Town	Total Case Count	Case Count (Last 14 Days)	Percent Change ²	Total Tests	Total Tests (Last 14 days)	Total Positive Tests (Last 14 days)	Percent Positivity (Last 14 days)
Medford	1070	14	Decrease	13749	1742	20	1.15%
Medway	122	<5	No change	1950	223	2	0.90%
Melrose	281	23	No change	6649	1941	30	1.55%
Mendon	32	0	Decrease	791	113	2	1.77%
Merrimac	35	0	No change	1002	130	1	0.77%
Methuen	1077	24	Increase	11540	1315	31	2.36%
Middleborough	274	<5	Decrease	4561	513	3	0.58%
Middlefield	0	0	No change	21	0	0	0%
Middleton	174	5	Increase	1819	216	5	2.31%
Milford	668	9	Decrease	6733	652	10	1.53%
Millbury	216	<5	Decrease	2492	281	2	0.71%
Millis	50	0	No change	1227	169	0	0%
Millville	23	<5	No change	433	55	1	1.82%
Milton	318	8	Decrease	4915	730	12	1.64%
Monroe	0	0	No change	11	0	0	0%
Monson	44	0	Decrease	1080	200	0	0%
Montague	29	0	No change	1399	237	0	0%
Monterey	<5	0	No change	117	28	0	0%
Montgomery	<5	0	No change	32	8	0	0%
Mount Washington	0	0	No change	4	1	0	0%
Nahant	44	<5	Increase	708	138	4	2.90%
Nantucket	30	8	Increase	2367	508	8	1.57%
Natick	438	10	Decrease	5934	791	13	1.64%
Needham	352	15	Decrease	5628	821	21	2.56%
New Ashford	0	0	No change	17	5	0	0%



Count and Rate (per 100,000) of Confirmed COVID-19 Cases and Tests Performed¹ in MA by City/Town, January 1, 2020 – July 29, 2020

City/Town	Total Case Count	Case Count (Last 14 Days)	Percent Change ²	Total Tests	Total Tests (Last 14 days)	Total Positive Tests (Last 14 days)	Percent Positivity (Last 14 days)
New Bedford	2223	37	Decrease	22697	2184	49	2.24%
New Braintree	<5	<5	Decrease	107	18	1	5.56%
New Marlborough	7	0	No change	125	21	0	0%
New Salem	<5	<5	Increase	143	29	1	3.45%
Newbury	14	0	No change	1100	188	0	0%
Newburyport	117	9	Decrease	4169	753	12	1.59%
Newton	801	20	Increase	17857	2641	26	0.98%
Norfolk	36	8	Increase	2727	249	8	3.21%
North Adams	50	<5	No change	1649	326	3	0.92%
North Andover	362	<5	Decrease	6692	847	6	0.71%
North Attleborough	268	<5	Decrease	3744	386	3	0.78%
North Brookfield	20	<5	Increase	617	108	2	1.85%
North Reading	198	<5	Decrease	2569	365	6	1.64%
Northampton	289	7	Increase	6739	1175	11	0.94%
Northborough	227	<5	No change	2742	328	3	0.91%
Northbridge	317	<5	No change	3272	269	3	1.12%
Northfield	<5	0	No change	381	81	0	0%
Norton	143	<5	Decrease	2747	256	5	1.95%
Norwell	125	<5	Decrease	1764	201	1	0.50%
Norwood	590	5	Decrease	6652	642	8	1.25%
Oak Bluffs	7	<5	No change	1145	194	1	0.52%
Oakham	9	<5	No change	277	62	2	3.23%
Orange	44	<5	Decrease	1492	202	1	0.50%
Orleans	18	<5	Increase	850	111	2	1.80%
Otis	<5	0	No change	167	35	0	0%



Count and Rate (per 100,000) of Confirmed COVID-19 Cases and Tests Performed¹ in MA by City/Town, January 1, 2020 – July 29, 2020

City/Town	Total Case Count	Case Count (Last 14 Days)	Percent Change ²	Total Tests	Total Tests (Last 14 days)	Total Positive Tests (Last 14 days)	Percent Positivity (Last 14 days)
Oxford	84	<5	Increase	2038	282	4	1.42%
Palmer	56	<5	No change	1751	288	4	1.39%
Paxton	34	<5	Increase	700	98	1	1.02%
Peabody	1038	22	No change	12202	1791	32	1.79%
Pelham	<5	0	No change	162	24	0	0%
Pembroke	98	<5	Increase	2692	333	5	1.50%
Pepperell	55	<5	No change	1415	207	2	0.97%
Peru	<5	0	No change	88	17	0	0%
Petersham	7	0	No change	194	13	0	0%
Phillipston	16	0	No change	257	28	0	0%
Pittsfield	199	10	Increase	8410	1534	14	0.91%
Plainfield	<5	0	No change	86	18	0	0%
Plainville	75	8	Increase	1362	179	9	5.03%
Plymouth	608	10	Increase	12041	1433	14	0.98%
Plympton	11	0	No change	424	50	0	0%
Princeton	8	<5	No change	546	92	2	2.17%
Provincetown	27	<5	No change	1095	192	1	0.52%
Quincy	1231	51	Decrease	18693	2256	62	2.75%
Randolph	979	12	Decrease	8534	863	20	2.32%
Raynham	242	<5	Increase	2709	237	5	2.11%
Reading	304	<5	Decrease	4783	661	5	0.76%
Rehoboth	67	<5	No change	1401	161	5	3.11%
Revere	1927	82	Increase	15066	1647	103	6.25%
Richmond	5	0	No change	198	50	0	0%
Rochester	39	<5	Decrease	808	91	2	2.20%



Count and Rate (per 100,000) of Confirmed COVID-19 Cases and Tests Performed¹ in MA by City/Town, January 1, 2020 – July 29, 2020

City/Town	Total Case Count	Case Count (Last 14 Days)	Percent Change ²	Total Tests	Total Tests (Last 14 days)	Total Positive Tests (Last 14 days)	Percent Positivity (Last 14 days)
Rockland	290	<5	No change	3322	319	4	1.25%
Rockport	83	<5	Decrease	1142	140	1	0.71%
Rowe	0	0	No change	49	12	0	0%
Rowley	65	<5	No change	1165	135	4	2.96%
Royalston	<5	0	No change	176	28	0	0%
Russell	16	0	Decrease	216	32	2	6.25%
Rutland	54	0	Decrease	1288	189	0	0%
Salem	663	21	Increase	9627	1318	26	1.97%
Salisbury	59	0	Decrease	1450	207	0	0%
Sandisfield	5	0	Decrease	296	96	0	0%
Sandwich	100	<5	Decrease	2871	374	4	1.07%
Saugus	579	16	Increase	6425	792	23	2.90%
Savoy	<5	0	No change	78	17	0	0%
Scituate	198	<5	Decrease	3032	333	3	0.90%
Seekonk	93	<5	No change	1734	172	4	2.33%
Sharon	168	7	Increase	3001	372	8	2.15%
Sheffield	16	<5	Increase	456	102	1	0.98%
Shelburne	8	0	No change	565	101	0	0%
Sherborn	18	<5	Increase	611	104	3	2.88%
Shirley	177	<5	Increase	3061	131	1	0.76%
Shrewsbury	346	14	Decrease	6414	909	14	1.54%
Shutesbury	<5	0	No change	220	51	0	0%
Somerset	218	8	Decrease	3935	292	11	3.77%
Somerville	1012	24	Decrease	22708	3225	28	0.87%
South Hadley	173	6	Increase	2425	393	7	1.78%



Count and Rate (per 100,000) of Confirmed COVID-19 Cases and Tests Performed¹ in MA by City/Town, January 1, 2020 – July 29, 2020

City/Town	Total Case Count	Case Count (Last 14 Days)	Percent Change ²	Total Tests	Total Tests (Last 14 days)	Total Positive Tests (Last 14 days)	Percent Positivity (Last 14 days)
Southampton	32	<5	No change	788	153	1	0.65%
Southborough	44	0	No change	1487	224	0	0%
Southbridge	185	13	Increase	2836	655	14	2.14%
Southwick	56	0	Decrease	1365	191	0	0%
Spencer	61	7	Decrease	1865	316	9	2.85%
Springfield	3033	95	Increase	29816	4126	118	2.86%
Sterling	124	<5	No change	1549	205	3	1.46%
Stockbridge	15	0	Decrease	392	53	0	0%
Stoneham	404	9	Decrease	5109	657	12	1.83%
Stoughton	612	8	Decrease	5933	559	9	1.61%
Stow	27	0	No change	1046	183	1	0.55%
Sturbridge	45	<5	Increase	1206	259	2	0.77%
Sudbury	203	<5	Decrease	3174	441	5	1.13%
Sunderland	9	0	No change	465	74	0	0%
Sutton	52	<5	Decrease	1291	171	1	0.58%
Swampscott	143	6	Increase	3155	436	7	1.61%
Swansea	145	8	Increase	2799	251	8	3.19%
Taunton	1008	14	Decrease	11781	1236	19	1.54%
Templeton	124	0	No change	1705	266	0	0%
Tewksbury	600	<5	Decrease	7742	674	4	0.59%
Tisbury	11	<5	Decrease	2237	384	3	0.78%
Tolland	<5	0	No change	27	3	0	0%
Topsfield	116	0	No change	1463	279	0	0%
Townsend	35	0	No change	1333	165	0	0%
Truro	10	0	No change	346	40	0	0%



Count and Rate (per 100,000) of Confirmed COVID-19 Cases and Tests Performed¹ in MA by City/Town, January 1, 2020 – July 29, 2020

City/Town	Total Case Count	Case Count (Last 14 Days)	Percent Change ²	Total Tests	Total Tests (Last 14 days)	Total Positive Tests (Last 14 days)	Percent Positivity (Last 14 days)
Tyngsborough	98	<5	Decrease	2094	291	2	0.69%
Tyringham	<5	0	No change	41	9	0	0%
Upton	25	0	No change	892	134	0	0%
Uxbridge	80	<5	No change	1983	287	1	0.35%
Wakefield	326	5	Decrease	5895	721	6	0.83%
Wales	5	<5	Increase	195	41	1	2.44%
Walpole	243	<5	Decrease	4737	507	4	0.79%
Waltham	1258	8	Decrease	12281	1491	18	1.21%
Ware	36	<5	Decrease	1434	265	1	0.38%
Wareham	221	<5	Decrease	3939	431	4	0.93%
Warren	26	<5	No change	601	120	1	0.83%
Warwick	0	0	No change	98	15	0	0%
Washington	<5	0	No change	53	8	0	0%
Watertown	398	<5	Increase	6416	856	9	1.05%
Wayland	114	5	Increase	2434	309	5	1.62%
Webster	270	<5	Decrease	4093	632	6	0.95%
Wellesley	252	11	No change	4388	663	12	1.81%
Wellfleet	5	0	No change	445	61	0	0%
Wendell	0	0	No change	128	24	0	0%
Wenham	20	0	Decrease	568	93	0	0%
West Boylston	58	10	Decrease	1407	193	10	5.18%
West Bridgewater	145	<5	Decrease	1618	131	3	2.29%
West Brookfield	24	<5	Decrease	928	213	1	0.47%
West Newbury	14	<5	Increase	624	85	5	5.88%
West Springfield	404	10	Decrease	5076	633	12	1.90%



Count and Rate (per 100,000) of Confirmed COVID-19 Cases and Tests Performed¹ in MA by City/Town, January 1, 2020 – July 29, 2020

City/Town	Total Case Count	Case Count (Last 14 Days)	Percent Change ²	Total Tests	Total Tests (Last 14 days)	Total Positive Tests (Last 14 days)	Percent Positivity (Last 14 days)
West Stockbridge	5	0	No change	198	36	0	0%
West Tisbury	11	0	Decrease	778	157	0	0%
Westborough	345	<5	Decrease	3532	372	3	0.81%
Westfield	483	16	Increase	6708	880	18	2.05%
Westford	150	5	Increase	3796	536	7	1.31%
Westhampton	5	0	No change	165	22	0	0%
Westminster	33	0	Decrease	1291	202	1	0.50%
Weston	115	<5	Increase	2436	394	3	0.76%
Westport	103	<5	Increase	2552	288	3	1.04%
Westwood	136	<5	Decrease	2756	391	4	1.02%
Weymouth	751	10	Decrease	10651	1233	16	1.30%
Whately	7	<5	Increase	106	23	2	8.70%
Whitman	196	5	No change	2547	266	5	1.88%
Wilbraham	230	5	Decrease	2451	344	5	1.45%
Williamsburg	12	<5	Increase	646	134	1	0.75%
Williamstown	83	0	No change	1426	224	0	0%
Wilmington	341	<5	Decrease	4142	498	2	0.40%
Winchendon	89	0	No change	1923	214	0	0%
Winchester	122	<5	No change	4476	790	3	0.38%
Windsor	0	0	No change	105	25	0	0%
Winthrop	310	11	Decrease	4504	674	23	3.41%
Woburn	662	11	No change	8243	1020	17	1.67%
Worcester	5483	119	Increase	51873	6785	148	2.18%
Worthington	0	0	No change	163	35	0	0%
Wrentham	211	11	No change	2691	280	11	3.93%



Count and Rate (per 100,000) of Confirmed COVID-19 Cases and Tests Performed¹ in MA by City/Town, January 1, 2020 – July 29, 2020

City/Town	Total Case Count	Case Count (Last 14 Days)	Percent Change ²	Total Tests	Total Tests (Last 14 days)	Total Positive Tests (Last 14 days)	Percent Positivity (Last 14 days)
Yarmouth	122	6	Increase	4281	572	6	1.05%
Unknown	288	36	*	51438	4490	37	*
State	109096	2514	Decrease	1489896	187587	3265	1.74%

Data are current as of 10:00 am on 7/29/2020; For populations <50,000, <5 cases are reported as such or suppressed for confidentiality purposes.

¹Previous reports documented the number of persons tested. This report represents to the total number of tests performed

²Percent change represents the difference in case counts (over the last 14 days) as of today (7/29/2020) as compared to the fourteen days preceding 7/22/2020.

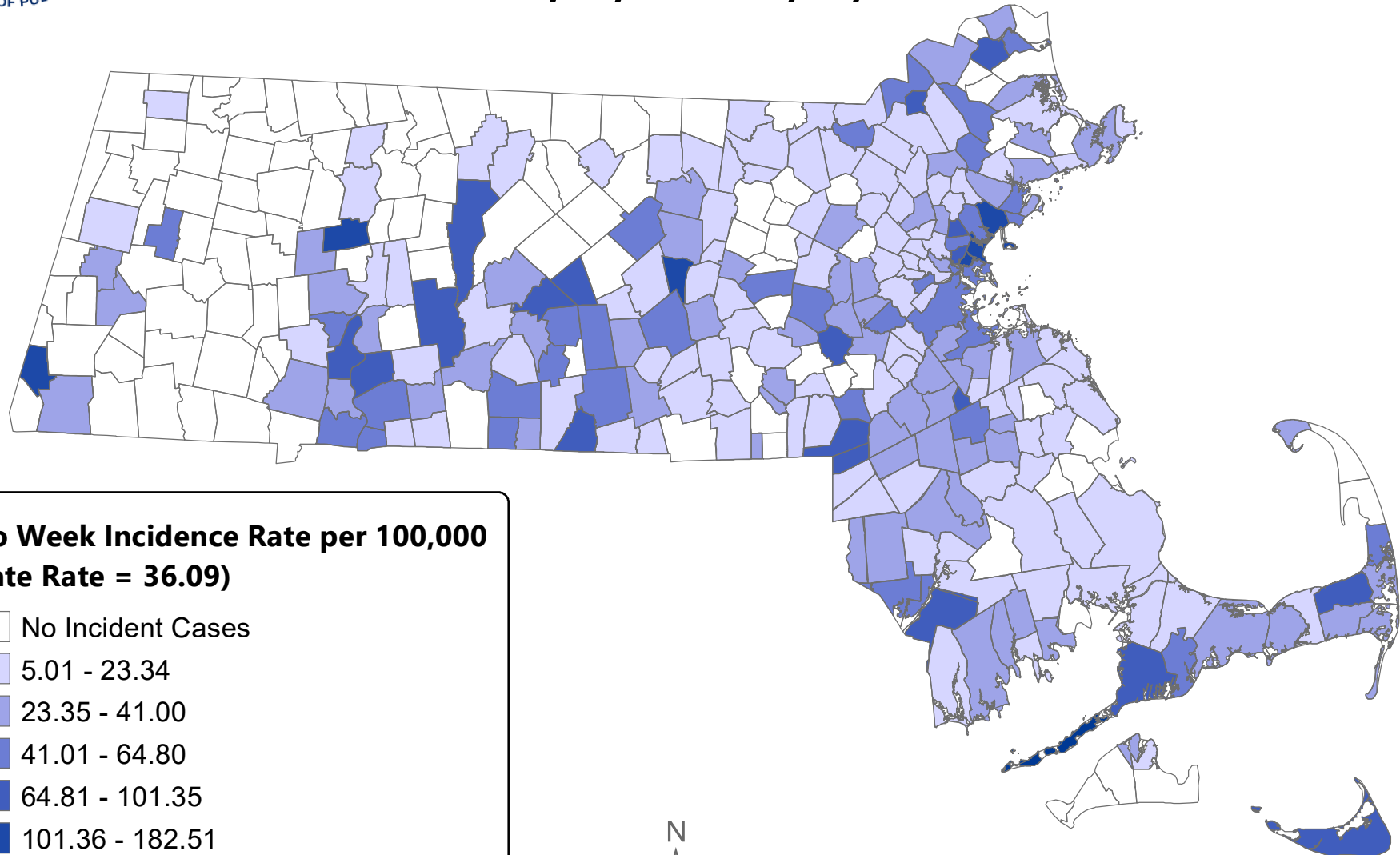
³Address information for these cases are currently being obtained.

Bureau of Infectious Disease and Laboratory Sciences calculates rates per 100,000 population using denominators estimated by the University of Massachusetts Donahue Institute using a modified Hamilton-Perry model (Strate S, et al. Small Area Population Estimates for 2011 through 2020, report published Oct 2016.)

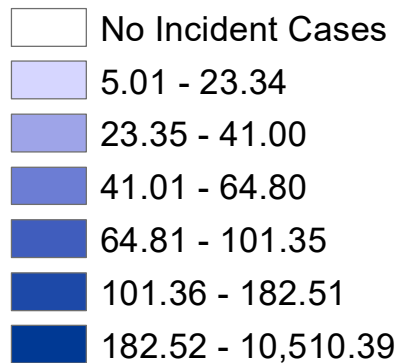
Please note: Data for these tables are based on information available in the DPH surveillance database at a single point in time. Case counts for specific cities and towns change throughout the day as data cleaning occurs (removal of duplicate reports within the system) and new demographic information (assigning cases to their city or town of residence) is obtained.



Incidence Rate (per 100,000, PCR only) for COVID-19 in MA by City/Town Over Last Two Weeks 7/14/2020 - 7/28/2020



Two Week Incidence Rate per 100,000 (State Rate = 36.09)



1 inch = 20 miles

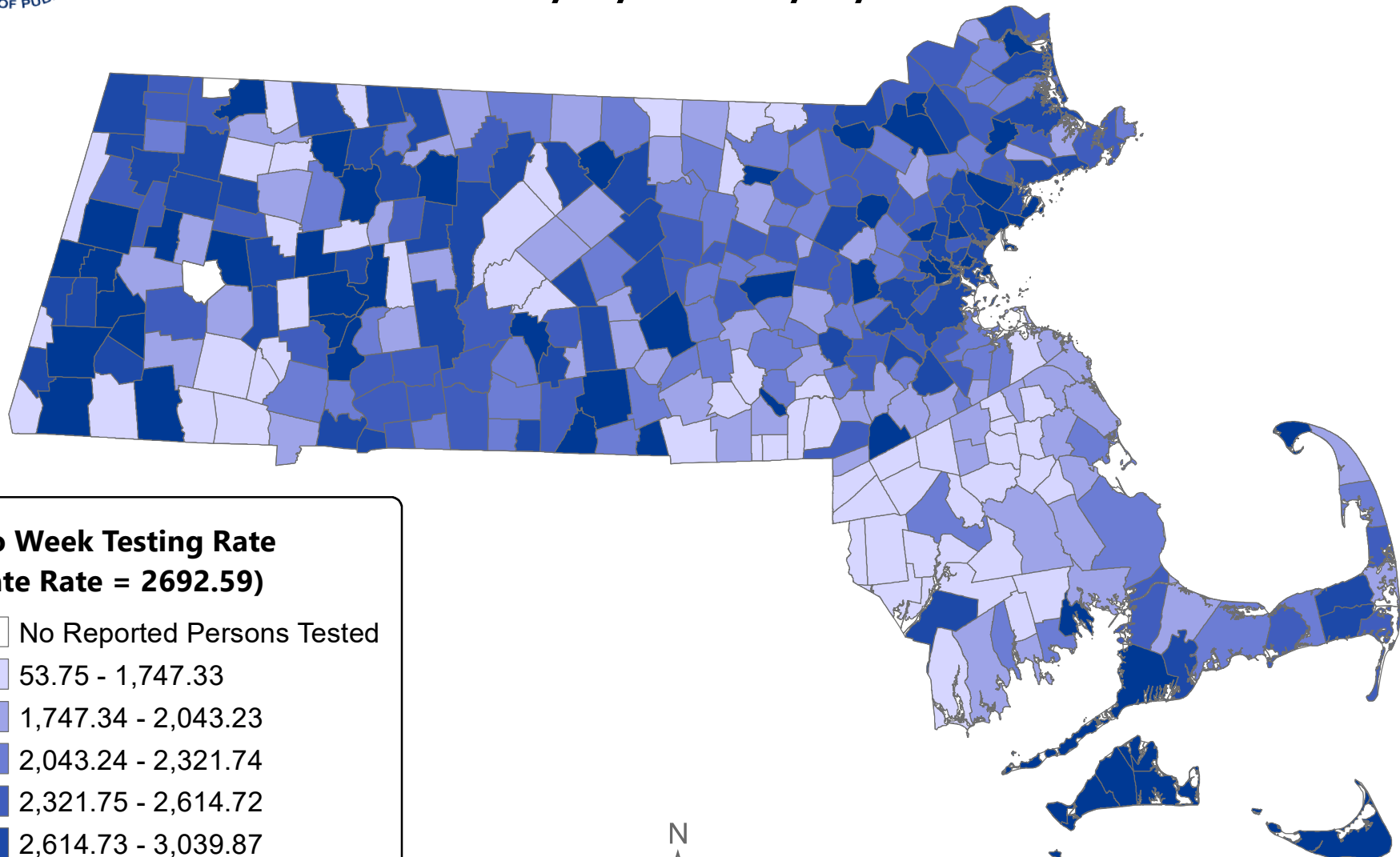
* Unknown Official City/Town (N = 36)
Cases are excluded when City/Town is unknown.

Bureau of Infectious Disease and Laboratory Sciences

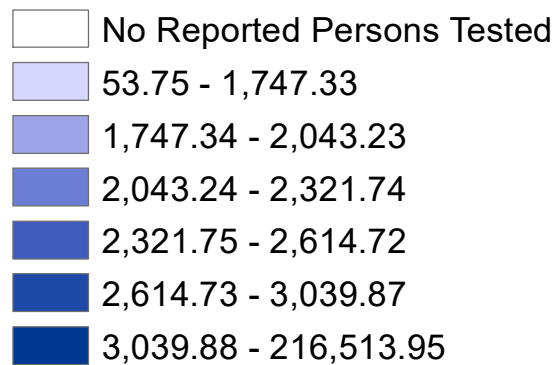
* Data as of 29JULY2020
and are subject to change.



Testing Rate (per 100,000, PCR only) for COVID-19 in MA by City/Town Over Last Two Weeks 7/14/2020 - 7/28/2020



Two Week Testing Rate (State Rate = 2692.59)



* Unknown Official City/Town (N = 4,490)
Cases are excluded when City/Town is unknown.



1 inch = 20 miles

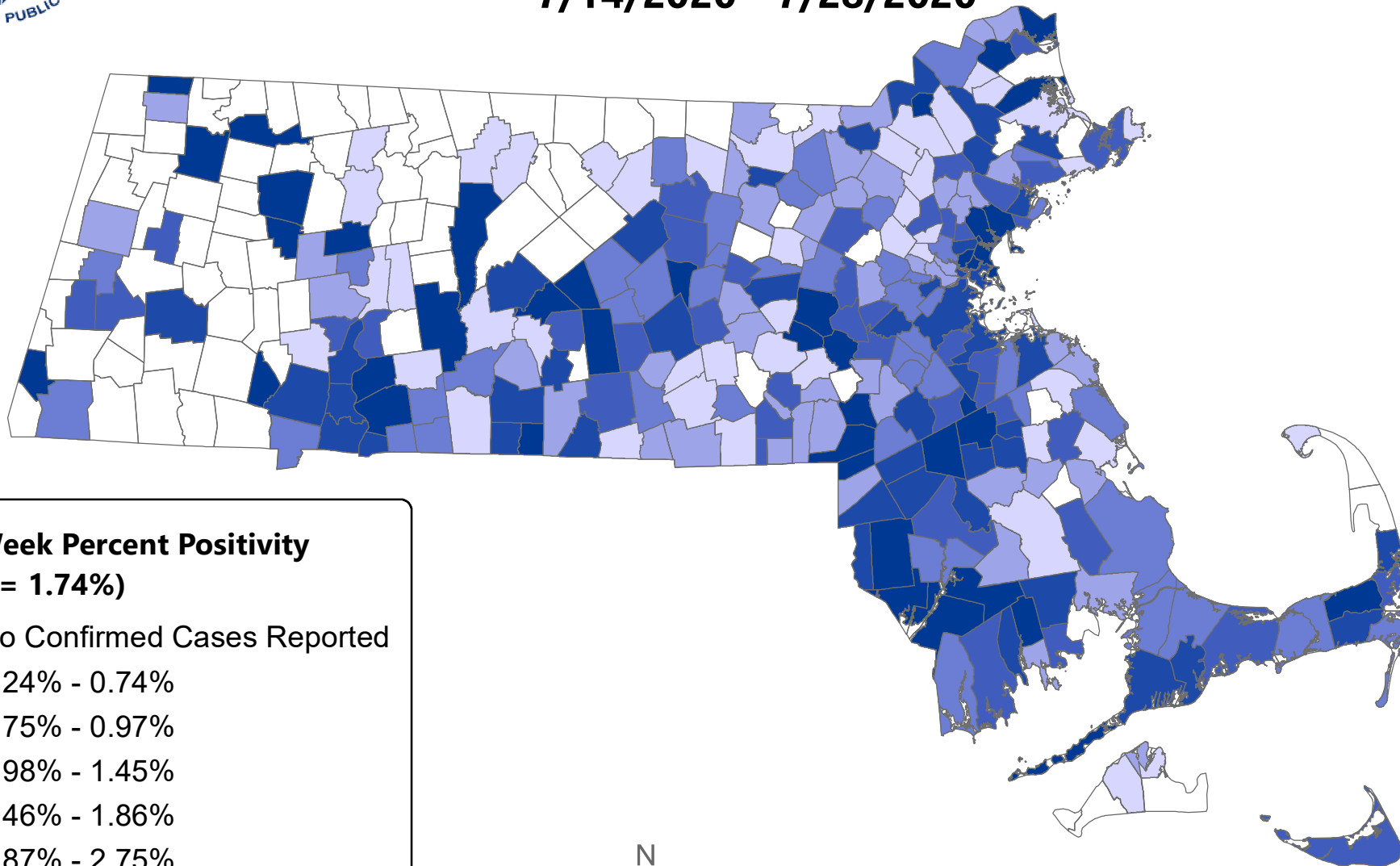
Bureau of Infectious Disease and Laboratory Sciences

* Data as of 29JULY2020
and are subject to change.




Massachusetts Department of Public Health COVID-19 Dashboard - Wednesday, July 29, 2020

Percent Positivity (PCR only) among Tests Performed for COVID-19 in MA by City/Town Over Last Two Weeks 7/14/2020 - 7/28/2020



Two Week Percent Positivity (State = 1.74%)



1 inch = 20 miles

* Unknown Official City/Town (N = 4,490)
Cases are excluded when City/Town is unknown.

Bureau of Infectious Disease and Laboratory Sciences

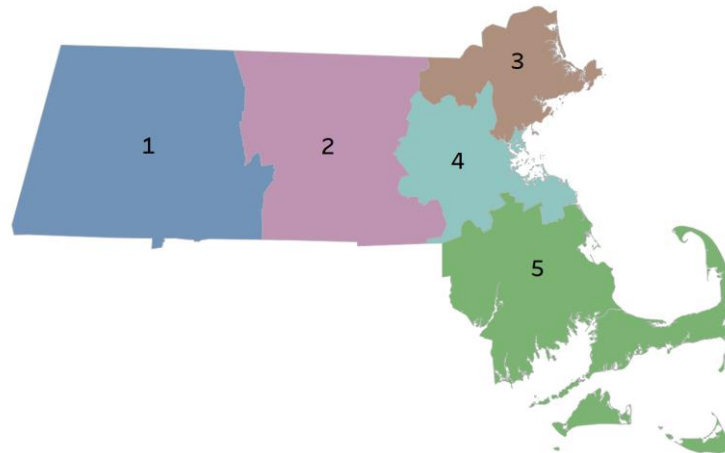
* Data as of 29JULY2020
and are subject to change.



Rate (per 100,000) of New Confirmed COVID-19 Cases in Past 7 Days by Emergency Medical Services (EMS) Region

7 Day Total of New Cases Through July 22, 2020

EMS Region	New Cases Per 100,000
1	11
2	11
3	18
4	13
5	13



Notes

- (1) Massachusetts is divided into five geographical EMS regions. For more information, please see <https://www.mass.gov/service-details/ems-regions-in-massachusetts>.
- (2) Cases per 100,000 for each EMS region are calculated as the number of positive tests within a region divided by that region's population multiplied by 100,000.
- (3) Data source: MAVEN and Umass Donahue Institute Population Estimates.
- (4) Congregate care testing surveillance guidance requires facilities to take different action if their regional transmission is above or below 40 new cases per 100,000 residents.



Massachusetts Residents Quarantined due to COVID-19

Data are accurate as of 7/28/2020 at 5p.m.

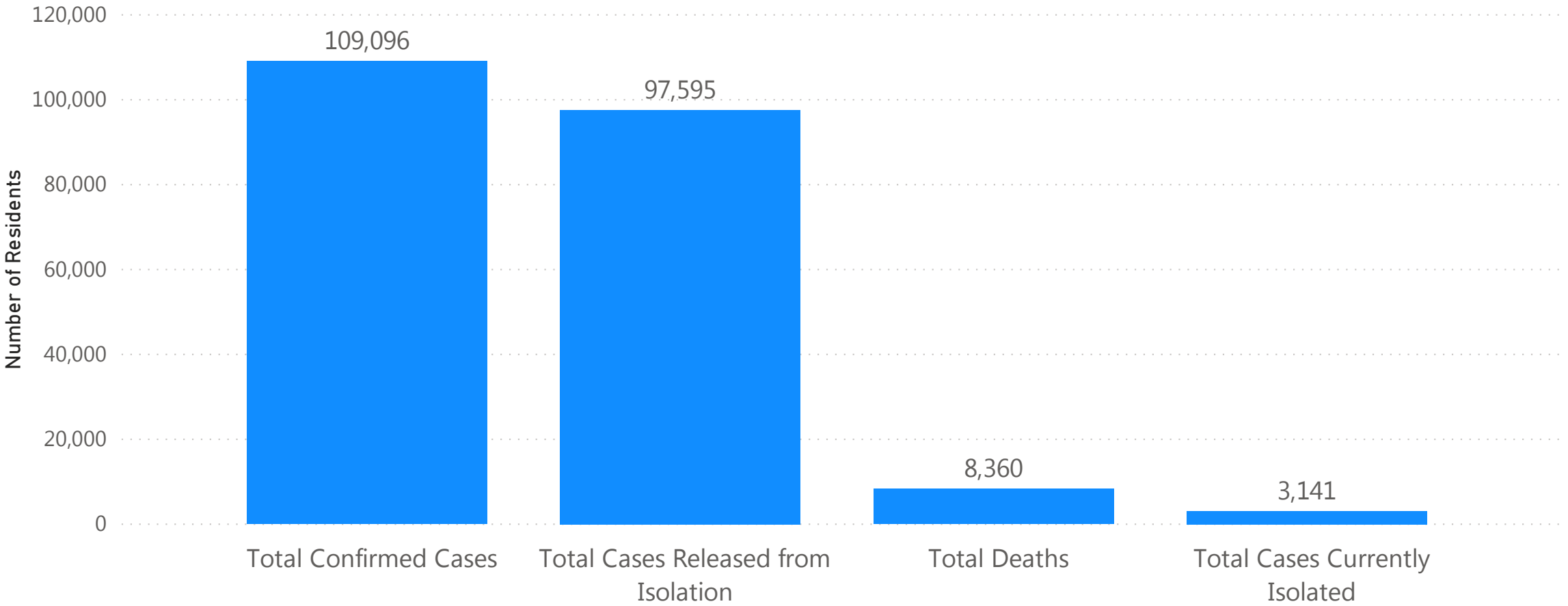
Massachusetts Residents Subject to COVID-19 Quarantine by Current Status as of July 29, 2020	Number of Residents
Total of Individuals who have Completed Monitoring (no longer in Quarantine)	70,449
Total of Individuals Currently Undergoing Monitoring/Under Quarantine	2,032
Total of Individuals Subject to Quarantine	72,481

Learn more about [quarantine or self monitoring](#).



Massachusetts Residents Isolated due to COVID-19

Status of all Confirmed COVID-19 Cases as of July 29, 2020



NOTE: Individuals who had a confirmed case of COVID-19 and are no longer in isolation are considered for purposes of this report to be recovered. As part of this definition, DPH is counting people as released from isolation after 21 days of illness or 21 days past the date of their test in all settings including nursing homes and state facilities.



Massachusetts Department of Public Health COVID-19 Dashboard - Wednesday, July 29, 2020

COVID Cases and Facility-Reported Deaths in Long Term Care Facilities (1/8) Data collected as of 7/28/2020

Facility	County	Total licensed beds	Number of Cases*	COVID-19 Deaths**	Facility	County	Total licensed beds	Number of Cases*	COVID-19 Deaths**
16 ACRES HEALTHCARE CENTER	HAMPDEN	120	> 30	16	BEAR MOUNTAIN AT SUDBURY	MIDDLESEX	142	> 30	13
ABERJONA NURSING CENTER INC	MIDDLESEX	123	> 30	6	BEAR MOUNTAIN AT WEST SPRINGFIELD	HAMPDEN	168	> 30	16
ACADEMY MANOR	ESSEX	174	> 30	22	BEAR MOUNTAIN AT WORCESTER	WORCESTER	173	> 30	12
ADVINIA CARE AT PROVINCETOWN	BARNSTABLE	41	0	0	BEAUMONT AT UNIVERSITY CAMPUS	WORCESTER	164	> 30	32
ADVINIA CARE AT WILMINGTON	MIDDLESEX	142	> 30	30	BEAUMONT REHAB & SKILLED NURSING CTR - NATICK	MIDDLESEX	53	> 30	10
ADVOCATE HEALTHCARE OF EAST BOSTON LLC	SUFFOLK	190	> 30	17	BEAUMONT REHAB & SKILLED NURSING CTR - NORTHBORO	WORCESTER	96	> 30	32
AGAWAM HEALTHCARE	HAMPDEN	176	> 30	26	BEAUMONT REHAB & SKILLED NURSING CTR - NORTHBRIDGE	WORCESTER	154	> 30	37
ALDEN COURT NURSING CARE & REHABILITATION CENTER	BRISTOL	142	11-30	1-4	BEAUMONT REHAB & SKILLED NURSING CTR - WESTBORO	WORCESTER	152	> 30	31
ALLIANCE HEALTH AT ABBOTT	ESSEX	55	11-30	1-4	BEAVEN KELLY HOME	HAMPDEN	57	0	0
ALLIANCE HEALTH AT BALDWINVILLE	WORCESTER	94	> 30	15	BELMONT MANOR NURSING HOME IN	MIDDLESEX	156	> 30	56
ALLIANCE HEALTH AT BRAINTREE	NORFOLK	101	> 30	23	BELVIDERE HEALTHCARE CENTER	MIDDLESEX	115	> 30	12
ALLIANCE HEALTH AT DEVEREUX	ESSEX	64	> 30	18	BENCHMARK SNR LIVING AT THE COMMONS IN LINCOLN SNF	MIDDLESEX	32	11-30	0
ALLIANCE HEALTH AT MARIE ESTHER	MIDDLESEX	78	1-10	0	BENJAMIN HEALTHCARE CENTER	SUFFOLK	205	> 30	20
ALLIANCE HEALTH AT MARINA BAY	NORFOLK	167	> 30	30	BERKELEY RETIREMENT HOMETHE	ESSEX	44	0	0
ALLIANCE HEALTH AT ROSEWOOD	ESSEX	135	> 30	23	BERKSHIRE PLACE	BERKSHIRE	54	0	0
ALLIANCE HEALTH AT WEST ACRES	PLYMOUTH	130	> 30	37	BERKSHIRE REHABILITATION & SKILLED CARE CENTER	BERKSHIRE	57	1-10	0
ANN'S REST HOME	SUFFOLK	13	0	0	BETHANY SKILLED NURSING FACILITY	MIDDLESEX	169	> 30	19
APPLE VALLEY CENTER	MIDDLESEX	123	> 30	1-4	BLAIRE HOUSE OF MILFORD	WORCESTER	73	> 30	17
APPLEWOOD-A HOME FOR ELDERS	WORCESTER	32	0	0	BLAIRE HOUSE OF TEWKSBURY	MIDDLESEX	131	> 30	23
ARMENIAN NURSING & REHABILITATION CENTER	SUFFOLK	83	> 30	30	BLAIRE HOUSE OF WORCESTER	WORCESTER	75	> 30	27
ARNOLD HOUSE INC	MIDDLESEX	22	11-30	0	BLUE HILLS HEALTH AND REHABILITATION CENTER	NORFOLK	92	> 30	15
ATTLEBORO HEALTHCARE	BRISTOL	120	> 30	15	BLUEBERRY HILL REHABILITATION AND HEALTHCARE CTR	ESSEX	132	> 30	24
BAKER-KATZ SKILLED NURSING AND REHABILITATION CTR	ESSEX	77	> 30	14	BOSTON HOME INC (THE)	SUFFOLK	96	> 30	1-4
BAYPATH AT DUXBURY NURSING & REHABILITATION CTR	PLYMOUTH	120	> 30	12	BOSTONIAN NURSING CARE & REHABILITATION CTR THE	SUFFOLK	121	11-30	10
BAYPOINTE REHAB CENTER	PLYMOUTH	169	> 30	42	BOURNE MANOR EXTENDED CARE FACILITY	BARNSTABLE	142	1-10	0
BEAR HILL HEALTHCARE AND REHABILITATION CENTER	MIDDLESEX	169	> 30	27	BRAINTREE MANOR HEALTHCARE	NORFOLK	177	> 30	14
BEAR MOUNTAIN AT ANDOVER	ESSEX	135	> 30	13	BRANDON WOODS OF DARTMOUTH	BRISTOL	118	> 30	22
BEAR MOUNTAIN AT READING	MIDDLESEX	123	> 30	32	BRANDON WOODS OF NEW BEDFORD	BRISTOL	135	> 30	7

*Staff and residents; **Cumulative COVID-19 deaths –includes residents only. PLEASE NOTE: This list includes nursing homes, rest homes, and skilled nursing facilities; reported COVID-19 cases to date represent both staff and residents. The number of cases for a facility relies on the amount of testing conducted; facilities not included on this list may have COVID-19 cases that have not yet been identified. As of May 25th 344 nursing homes reported that at least 90% of staff and 90% of residents had been tested. ALSO: Data on deaths is self-reported by each facility. In accordance with long-term care regulations, nursing homes and rest homes must report deaths due to any cause in any resident, either confirmed COVID-19 positive, or suspected to have COVID-19, even if the individual was never tested. When the number of deaths is between 1-4 residents, the number is suppressed and reported as 1-4, to protect possible resident identification. The Department of Public Health performs routine data quality reviews of the data it receives. This includes removing duplicate results and updating counts if needed. Also, occasional negative tests from nursing home residents result after being reported first as presumptive and are removed. As a result of this, the total of self-reported deaths may decrease to ensure accuracy. Sources: MAVEN for confirmed cases; Individual facilities reported resident deaths to DPH Bureau of Health Care Safety and Quality's Health Care Facility Reporting System



Massachusetts Department of Public Health COVID-19 Dashboard - Wednesday, July 29, 2020

COVID Cases and Facility-Reported Deaths in Long Term Care Facilities (2/8) Data collected as of 7/28/2020

Facility	County	Total licensed beds	Number of Cases*	COVID-19 Deaths**	Facility	County	Total licensed beds	Number of Cases*	COVID-19 Deaths**
BRENTWOOD REHABILITATION AND HEALTHCARE CTR (THE)	ESSEX	159	> 30	23	CARE ONE AT NEW BEDFORD	BRISTOL	154	> 30	31
BRIARWOOD REHABILITATION & HEALTHCARE CENTER	NORFOLK	120	> 30	31	CARE ONE AT NEWTON	MIDDLESEX	202	> 30	31
BRIDGEWATER NURSING HOME	PLYMOUTH	43	0	0	CARE ONE AT NORTHAMPTON	HAMPSHIRE	125	> 30	22
BRIGHAM HEALTH AND REHABILITATION CENTER	ESSEX	64	1-10	0	CARE ONE AT PEABODY	ESSEX	150	> 30	27
BRIGHTON HOUSE REHABILITATION & NURSING CENTER	SUFFOLK	78	> 30	18	CARE ONE AT RANDOLPH	NORFOLK	168	> 30	41
BROCKTON HEALTH CENTER	PLYMOUTH	123	> 30	21	CARE ONE AT REDSTONE	HAMPDEN	254	> 30	15
BROOK HAVEN ASSISTED LIVING LLC	WORCESTER	34	0	0	CARE ONE AT WEYMOUTH	NORFOLK	154	> 30	28
BROOKHAVEN AT LEXINGTON	MIDDLESEX	49	11-30	1-4	CARE ONE AT WILMINGTON	MIDDLESEX	132	> 30	33
BROOKHOUSE HOME FOR AGED WOMEN IN S	ESSEX	36	1-10	0	CARLETON-WILLARD VILLAGE RETIREMENT & NURSING CTR	MIDDLESEX	179	> 30	14
BROOKSIDE REHABILITATION AND HEALTHCARE CENTER	WORCESTER	81	0	0	CARLYLE HOUSE	MIDDLESEX	55	> 30	9
BRUSH HILL CARE CENTER	NORFOLK	160	> 30	5	CARVALHO GROVE HEALTH AND REHABILITATION CENTER	BRISTOL	112	> 30	12
BUCKLEY-GREENFIELD HEALTHCARE CENTER	FRANKLIN	120	> 30	22	CASA DE RAMANA REHABILITATION CENTER	MIDDLESEX	124	> 30	7
BURGOYNE REST HOME	SUFFOLK	11	0	0	CATHOLIC MEMORIAL HOME	BRISTOL	300	1-10	0
CALDWELL HOME - EXTENDED CARE	WORCESTER	28	0	0	CEDAR VIEW REHABILITATION AND HEALTHCARE CENTER	ESSEX	106	> 30	25
CAMBRIDGE REHABILITATION & NURSING CENTER	MIDDLESEX	83	> 30	21	CEDARWOOD GARDENS	NORFOLK	82	1-10	1-4
CAMPION HEALTH & WELLNESS INC	MIDDLESEX	70	1-10	0	CENTER FOR EXTENDED CARE AT AMHERST	HAMPSHIRE	134	> 30	24
CAPE HERITAGE REHABILITATION & HEALTH CARE CENTER	BARNSTABLE	123	1-10	0	CHAPIN CENTER	HAMPDEN	160	> 30	23
CAPE REGENCY REHABILITATION & HEALTH CARE CENTER	BARNSTABLE	120	> 30	17	CHARLENE MANOR EXTENDED CARE FACILITY	FRANKLIN	123	11-30	11
CAPE WINDS REST HOME OF HYANNIS	BARNSTABLE	37	0	0	CHARLTON MANOR REST HOME	WORCESTER	32	0	0
CAPE WINDS REST HOME OF SANDWICH	BARNSTABLE	20	0	0	CHESTNUT HILL OF EAST LONGMEADOW	HAMPDEN	135	0	0
CARDIGAN NURSING & REHABILITATION CENTER	PLYMOUTH	65	11-30	10	CHESTNUT WOODS REHABILITATION AND HEALTHCARE CTR	ESSEX	88	> 30	19
CARE ONE AT BROOKLINE	NORFOLK	120	> 30	28	CHETWYNDE HEALTHCARE	MIDDLESEX	75	> 30	17
CARE ONE AT CONCORD	MIDDLESEX	135	> 30	26	CHICOPEE REHABILITATION AND NURSING CENTER	HAMPDEN	68	1-10	0
CARE ONE AT ESSEX PARK	ESSEX	202	> 30	33	CHILTON HOUSE REST HOME (THE)	PLYMOUTH	36	0	0
CARE ONE AT HOLYOKE	HAMPDEN	164	> 30	20	CHRISTOPHER HOUSE OF WORCESTER	WORCESTER	156	> 30	16
CARE ONE AT LEXINGTON	MIDDLESEX	211	> 30	24	CLIFTON REHABILITATION NURSING CENTER	BRISTOL	142	1-10	0
CARE ONE AT LOWELL	MIDDLESEX	160	> 30	19	COLEMAN HOUSE	WORCESTER	45	> 30	17
CARE ONE AT MILLBURY	WORCESTER	154	> 30	28	COLONY CENTER FOR HEALTH & REHABILITATION	PLYMOUTH	92	> 30	15

*Staff and residents; **Cumulative COVID-19 deaths –includes residents only. PLEASE NOTE: This list includes nursing homes, rest homes, and skilled nursing facilities; reported COVID-19 cases to date represent both staff and residents. The number of cases for a facility relies on the amount of testing conducted; facilities not included on this list may have COVID-19 cases that have not yet been identified. As of May 25th 344 nursing homes reported that at least 90% of staff and 90% of residents had been tested. ALSO: Data on deaths is self-reported by each facility. In accordance with long-term care regulations, nursing homes and rest homes must report deaths due to any cause in any resident, either confirmed COVID-19 positive, or suspected to have COVID-19, even if the individual was never tested. When the number of deaths is between 1-4 residents, the number is suppressed and reported as 1-4, to protect possible resident identification. The Department of Public Health performs routine data quality reviews of the data it receives. This includes removing duplicate results and updating counts if needed. Also, occasional negative tests from nursing home residents result after being reported first as presumptive and are removed. As a result of this, the total of self-reported deaths may decrease to ensure accuracy. Sources: MAVEN for confirmed cases; Individual facilities reported resident deaths to DPH Bureau of Health Care Safety and Quality's Health Care Facility Reporting System



Massachusetts Department of Public Health COVID-19 Dashboard - Wednesday, July 29, 2020

COVID Cases and Facility-Reported Deaths in Long Term Care Facilities (3/8) Data collected as of 7/28/2020

Facility	County	Total licensed beds	Number of Cases*	COVID-19 Deaths**	Facility	County	Total licensed beds	Number of Cases*	COVID-19 Deaths**
COMMONS RESIDENCE AT ORCHARD COVE	NORFOLK	45	> 30	12	ELIZABETH CATHERINE REST HOME	NORFOLK	26	0	0
CONTINUING CARE AT BROOKSBY VILLAGE	ESSEX	88	1-10	0	ELIZABETH SETON	NORFOLK	84	> 30	17
COPLEY AT STOUGHTON - BAYSTATE CONSOLIDATED PROPER	NORFOLK	123	> 30	15	ELLEN RICE REST HOME INC.	HAMPDEN	12	0	0
COUNTRY CENTER FOR HEALTH & REHABILITATION	ESSEX	111	1-10	0	ELLIS NURSING HOME (THE)	NORFOLK	191	> 30	25
COUNTRY GARDENS HEALTH AND REHABILITATION CENTER	BRISTOL	86	1-10	1-4	ELMHURST HEALTHCARE (THE)	MIDDLESEX	45	11-30	1-4
COUNTRYSIDE HEALTH CARE OF MILFORD	WORCESTER	109	> 30	9	EMERSON REHABILITATION & TRANSITIONAL CARE UNIT	MIDDLESEX	20	0	0
COURTYARD NURSING CARE CENTER	MIDDLESEX	224	> 30	70	FAIRHAVEN HEALTHCARE CENTER	MIDDLESEX	169	> 30	25
CRANEVILLE PLACE REHABILITATION & SKILLED CARE CT	BERKSHIRE	89	1-10	0	FAIRMOUNT REST HOME INC.	SUFFOLK	32	11-30	0
CRESCENT MANOR REST HOME INC	WORCESTER	58	1-10	0	FAIRVIEW COMMONS NURSING & REHABILITATION CENTER	BERKSHIRE	146	1-10	1-4
CUSHING MANOR COMM SUPPORT FACILITY	SUFFOLK	36	0	0	FALL RIVER HEALTHCARE	BRISTOL	176	> 30	13
DAGGETT-CRANDALL NEWCOMB HOME	BRISTOL	30	0	0	FALL RIVER JEWISH HOME INC	BRISTOL	62	1-10	0
DALTON REST HOME	WORCESTER	34	0	0	FARREN CARE CENTER	FRANKLIN	122	0	0
DARTMOUTH MANOR REST HOME	BRISTOL	25	0	0	FITCH HOME INC. (THE)	MIDDLESEX	26	11-30	0
DAVENPORT MEMORIAL HOME	MIDDLESEX	18	0	0	FITCHBURG HEALTHCARE	WORCESTER	160	> 30	23
DAY BROOK VILLAGE SENIOR LIVING	HAMPDEN	92	> 30	27	FITCHBURG REHABILITATION AND NURSING CENTER	WORCESTER	36	1-10	0
DEDHAM HEALTHCARE	NORFOLK	145	> 30	18	FULLER HOUSE OF STONEHAM REST HOME	MIDDLESEX	13	1-10	0
DEN-MAR HEALTH AND REHABILITATION CENTER	ESSEX	76	> 30	13	GARDEN PLACE HEALTHCARE	BRISTOL	133	> 30	14
DEXTER HOUSE HEALTHCARE	MIDDLESEX	130	> 30	20	GARDNER REHABILITATION AND NURSING CENTER	WORCESTER	124	1-10	0
DODGE PARK REST HOME INC.	WORCESTER	60	11-30	1-4	GERMAN CENTER FOR EXTENDED CARE	SUFFOLK	133	> 30	20
DONNA KAY REST HOME	WORCESTER	60	1-10	0	GERMAN HOME THE	ESSEX	31	0	0
DOOLITTLE HOME THE	NORFOLK	32	0	0	GLEN RIDGE NURSING CARE CENTER	MIDDLESEX	164	> 30	26
DWYER HOME	NORFOLK	50	1-10	1-4	GLOUCESTER HEALTHCARE	ESSEX	101	> 30	16
D'YOUVILLE CENTER FOR ADVANCE THERAPY	MIDDLESEX	33	1-10	1-4	GOVERNORS CENTER	HAMPDEN	100	> 30	15
D'YOUVILLE SENIOR CARE	MIDDLESEX	208	> 30	12	GREENWOOD NURSING & REHABILITATION CENTER	MIDDLESEX	36	11-30	5
EAST LONGMEADOW SKILLED NURSING CENTER	HAMPDEN	119	> 30	24	GUARDIAN CENTER (THE)	PLYMOUTH	123	> 30	16
EASTPOINTE REHAB CENTER	SUFFOLK	195	> 30	64	HALCYON HOUSE	ESSEX	20	1-10	0
ELAINE CENTER AT HADLEY	HAMPSHIRE	154	11-30	8	HALE HOUSE	SUFFOLK	60	0	0
ELIOT CENTER FOR HEALTH & REHABILITATION	MIDDLESEX	114	> 30	9	HANCOCK PARK REHABILITATION AND NURSING CENTER	NORFOLK	142	> 30	21

*Staff and residents; **Cumulative COVID-19 deaths –includes residents only. PLEASE NOTE: This list includes nursing homes, rest homes, and skilled nursing facilities; reported COVID-19 cases to date represent both staff and residents. The number of cases for a facility relies on the amount of testing conducted; facilities not included on this list may have COVID-19 cases that have not yet been identified. As of May 25th 344 nursing homes reported that at least 90% of staff and 90% of residents had been tested. ALSO: Data on deaths is self-reported by each facility. In accordance with long-term care regulations, nursing homes and rest homes must report deaths due to any cause in any resident, either confirmed COVID-19 positive, or suspected to have COVID-19, even if the individual was never tested. When the number of deaths is between 1-4 residents, the number is suppressed and reported as 1-4, to protect possible resident identification. The Department of Public Health performs routine data quality reviews of the data it receives. This includes removing duplicate results and updating counts if needed. Also, occasional negative tests from nursing home residents result after being reported first as presumptive and are removed. As a result of this, the total of self-reported deaths may decrease to ensure accuracy. Sources: MAVEN for confirmed cases; Individual facilities reported resident deaths to DPH Bureau of Health Care Safety and Quality's Health Care Facility Reporting System



Massachusetts Department of Public Health COVID-19 Dashboard - Wednesday, July 29, 2020

COVID Cases and Facility-Reported Deaths in Long Term Care Facilities (4/8) Data collected as of 7/28/2020

Facility	County	Total licensed beds	Number of Cases*	COVID-19 Deaths**	Facility	County	Total licensed beds	Number of Cases*	COVID-19 Deaths**
HANNAH B G SHAW HOME FOR THE AGED	PLYMOUTH	107	0	0	JOHN ADAMS HEALTHCARE CENTER	NORFOLK	71	1-10	0
HANNAH DUSTON HEALTHCARE CENTER	ESSEX	128	> 30	21	JOHN SCOTT HOUSE NURSING & REHABILITATION CENTER	NORFOLK	138	> 30	26
HARBOR HOUSE NURSING & REHABILITATION CENTER	PLYMOUTH	142	> 30	28	JULIAN J LEVITT FAMILY NURSING HOME	HAMPDEN	200	> 30	66
HATHAWAY MANOR EXTENDED CARE	BRISTOL	142	> 30	27	KATZMAN FAMILY CENTER FOR LIVING	SUFFOLK	120	> 30	55
HATHORNE HILL	ESSEX	120	> 30	7	KEYSTONE CENTER	WORCESTER	106	11-30	7
HAVENWOOD REST HOME	BRISTOL	41	0	0	KIMBALL FARMS NURSING CARE CENTER	BERKSHIRE	74	1-10	0
HEATHWOOD HEALTHCARE	MIDDLESEX	73	> 30	12	KNOLLWOOD NURSING CENTER	WORCESTER	82	11-30	1-4
HELLENIC NURSING & REHABILITATION CENTER	NORFOLK	154	> 30	28	LABELLE'S REST HOME	FRANKLIN	24	0	0
HERITAGE HALL EAST	HAMPDEN	123	> 30	15	LAFAYETTE REHABILITATION & SKILLED NURSING FACILIT	ESSEX	65	> 30	14
HERITAGE HALL NORTH	HAMPDEN	124	> 30	6	LAKEVIEW HOUSE SKLD NRSG AND RESIDENTIAL CARE FAC	ESSEX	91	0	0
HERITAGE HALL SOUTH	HAMPDEN	122	> 30	5	LANESSA EXTENDED CARE	WORCESTER	96	1-10	0
HERITAGE HALL WEST	HAMPDEN	164	> 30	23	LASELL HOUSE	MIDDLESEX	44	0	0
HERMITAGE HEALTHCARE (THE)	WORCESTER	101	> 30	12	LATHROP HOME	HAMPSHIRE	39	0	0
HIGHLANDS THE	WORCESTER	168	> 30	31	LAUREL RIDGE REHAB AND SKILLED CARE CENTER	SUFFOLK	120	> 30	18
HIGHVIEW OF NORTHAMPTON	HAMPSHIRE	120	> 30	14	LEDGEWOOD REHABILITATION & SKILLED NURSING CENTER	ESSEX	123	> 30	11
HILLCREST COMMONS NURSING & REHABILITATION CENTER	BERKSHIRE	265	0	0	LEE HEALTHCARE	BERKSHIRE	88	0	0
HILLSIDE REST HOME	ESSEX	28	0	0	LEONARD FLORENCE CENTER FOR LIVING	SUFFOLK	100	11-30	1-4
HOLDEN REHABILITATION & NURSING CENTER	WORCESTER	123	11-30	1-4	LIBERTY COMMONS	BARNSTABLE	132	1-10	0
HOLY TRINITY EASTERN ORTHODOX N & R CENTER	WORCESTER	113	> 30	12	LIFE CARE CENTER OF ACTON	MIDDLESEX	155	> 30	17
HOLYOKE HEALTHCARE CENTER	HAMPDEN	102	11-30	1-4	LIFE CARE CENTER OF ATTLEBORO	BRISTOL	123	> 30	15
HOMESTEAD HALL	WORCESTER	32	0	0	LIFE CARE CENTER OF AUBURN	WORCESTER	154	> 30	34
HUNT NURSING & REHAB CENTER	ESSEX	120	> 30	22	LIFE CARE CENTER OF LEOMINSTER	WORCESTER	133	> 30	27
IVY HILL COURT	ESSEX	30	0	0	LIFE CARE CENTER OF MERRIMACK VALLEY	MIDDLESEX	124	> 30	28
JEANNE JUGAN RESIDENCE	MIDDLESEX	84	> 30	9	LIFE CARE CENTER OF NASHOBA VALLEY	MIDDLESEX	120	> 30	27
JEFFREY & SUSAN BRUDNICK CENTER FOR LIVING	ESSEX	180	> 30	46	LIFE CARE CENTER OF PLYMOUTH	PLYMOUTH	150	> 30	24
JESMOND NURSING HOME	ESSEX	57	11-30	5	LIFE CARE CENTER OF RAYNHAM	BRISTOL	154	> 30	37
JEWISH HEALTHCARE CENTER	WORCESTER	141	> 30	23	LIFE CARE CENTER OF STONEHAM	MIDDLESEX	94	> 30	16
JML CARE CENTER INC	BARNSTABLE	132	11-30	5	LIFE CARE CENTER OF THE NORTH SHORE	ESSEX	123	> 30	24

*Staff and residents; **Cumulative COVID-19 deaths –includes residents only. PLEASE NOTE: This list includes nursing homes, rest homes, and skilled nursing facilities; reported COVID-19 cases to date represent both staff and residents. The number of cases for a facility relies on the amount of testing conducted; facilities not included on this list may have COVID-19 cases that have not yet been identified. As of May 25th 344 nursing homes reported that at least 90% of staff and 90% of residents had been tested. ALSO: Data on deaths is self-reported by each facility. In accordance with long-term care regulations, nursing homes and rest homes must report deaths due to any cause in any resident, either confirmed COVID-19 positive, or suspected to have COVID-19, even if the individual was never tested. When the number of deaths is between 1-4 residents, the number is suppressed and reported as 1-4, to protect possible resident identification. The Department of Public Health performs routine data quality reviews of the data it receives. This includes removing duplicate results and updating counts if needed. Also, occasional negative tests from nursing home residents result after being reported first as presumptive and are removed. As a result of this, the total of self-reported deaths may decrease to ensure accuracy. Sources: MAVEN for confirmed cases; Individual facilities reported resident deaths to DPH Bureau of Health Care Safety and Quality's Health Care Facility Reporting System



Massachusetts Department of Public Health COVID-19 Dashboard - Wednesday, July 29, 2020

COVID Cases and Facility-Reported Deaths in Long Term Care Facilities (5/8) Data collected as of 7/28/2020

Facility	County	Total licensed beds	Number of Cases*	COVID-19 Deaths**	Facility	County	Total licensed beds	Number of Cases*	COVID-19 Deaths**
LIFE CARE CENTER OF THE SOUTH SHORE	PLYMOUTH	117	> 30	16	MEADOWS OF CENTRAL MASSACHUSETTS (THE)	WORCESTER	135	> 30	12
LIFE CARE CENTER OF WEST BRIDGEWATER	PLYMOUTH	150	> 30	7	MEADOWS THE	ESSEX	60	11-30	5
LIFE CARE CENTER OF WILBRAHAM	HAMPDEN	123	> 30	15	MEDFORD REHABILITATION AND NURSING CENTER	MIDDLESEX	142	> 30	14
LIGHTHOUSE NURSING CARE CENTER	SUFFOLK	123	> 30	24	MEDWAY COUNTRY MANOR SKILLED NURSING & REHABILITAT	NORFOLK	123	> 30	12
LINCOLN HILL MANOR	WORCESTER	30	0	0	MELROSE HEALTHCARE	MIDDLESEX	106	> 30	12
LINDA MANOR EXTENDED CARE FACILITY	HAMPSHIRE	123	1-10	0	MERRIMACK VALLEY HEALTH CENTER	ESSEX	203	> 30	20
LINDEN PONDS	PLYMOUTH	132	> 30	6	MILFORD CENTER	WORCESTER	135	> 30	11
LONGMEADOW OF TAUNTON	BRISTOL	100	> 30	9	MILL POND REST HOME	MIDDLESEX	27	0	0
LOOMIS LAKESIDE AT REEDS LANDING	HAMPDEN	42	> 30	5	MONT MARIE REHABILITATION & HEALTHCARE CENTER	HAMPDEN	84	> 30	6
LUTHERAN REHABILITATION & SKILLED CARE CENTER	WORCESTER	150	> 30	22	MOUNT CARMEL CARE CENTER	BERKSHIRE	69	1-10	0
LYDIA TAFT HOUSE	WORCESTER	53	1-10	0	MOUNT SAINT VINCENT CARE CENTER	HAMPDEN	125	> 30	13
LYNN HOME FOR ELDERLY PERSONS	ESSEX	37	0	0	MT GREYLOCK EXTENDED CARE FACILITY	BERKSHIRE	100	1-10	0
LYNN SHORE REST HOME	ESSEX	34	0	0	MT. IDA REST HOME INC.	MIDDLESEX	18	1-10	0
M I NURSING & RESTORATIVE CENTER	ESSEX	250	> 30	56	MT. PLEASANT HOME	SUFFOLK	60	1-10	0
MADONNA MANOR NURSING HOME	BRISTOL	129	> 30	23	NEMASKET HEALTHCARE CENTER	PLYMOUTH	102	> 30	10
MAPLES REHABILITATION & NURSING CENTER	NORFOLK	144	> 30	10	NEVILLE CENTER AT FRESH POND FOR NURSING & REHAB	MIDDLESEX	112	> 30	31
MAPLEWOOD REHAB AND NURSING	ESSEX	120	11-30	0	NEVINS NURSING & REHABILITATION CENTER	ESSEX	153	> 30	14
MARIAN MANOR	SUFFOLK	355	> 30	23	NEW BEDFORD JEWISH CONVALESCENT HOME INC	BRISTOL	80	1-10	0
MARIAN MANOR OF TAUNTON	BRISTOL	116	11-30	5	NEW ENGLAND HOMES FOR THE DEAF INC	ESSEX	81	> 30	5
MARILLAC RESIDENCE	NORFOLK	76	1-10	0	NEW ENGLAND PEDIATRIC CARE	MIDDLESEX	80	1-10	0
MARISTHILL NURSING & REHABILITATION CENTER	MIDDLESEX	123	> 30	18	NEW ENGLAND SINAI HOSPITAL TRANSITIONAL CARE UNIT	NORFOLK	42	11-30	0
MARLBOROUGH HILLS REHABILITATION & HLTH CARE CTR	MIDDLESEX	196	> 30	27	NEWBRIDGE ON THE CHARLES SKILLED NURSING FACILITY	NORFOLK	48	> 30	1-4
MARYANN MORSE NURSING & REHABILITATION	MIDDLESEX	124	> 30	29	NEWBURYPORT SOCIETY - OF AGED MEN	ESSEX	9	0	0
MARY'S MEADOW AT PROVIDENCE PLACE	HAMPDEN	40	1-10	0	NEWFIELD HOUSE CONVALESCENT HOME	PLYMOUTH	100	11-30	7
MASCONOMET HEALTHCARE CENTER	ESSEX	123	> 30	29	NEWTON WELLESLEY CENTER FOR ALZHEIMER'S CARE	NORFOLK	110	> 30	19
MATTAPAN HEALTH & REHABILITATION CENTER	SUFFOLK	85	> 30	8	NORTH ADAMS COMMONS NURSING & REHABILITATION CENTE	FRANKLIN	119	0	0
MAYFLOWER PLACE NURSING & REHABILITATION CENTER	BARNSTABLE	72	1-10	1-4	NORTH END REHABILITATION AND HEALTHCARE CENTER	SUFFOLK	100	1-10	1-4
MEADOW GREEN NURSING AND REHABILITATION CENTER	MIDDLESEX	123	> 30	22	NORTHWOOD REHABILITATION & HEALTHCARE CENTER	MIDDLESEX	123	> 30	36

*Staff and residents; **Cumulative COVID-19 deaths –includes residents only. PLEASE NOTE: This list includes nursing homes, rest homes, and skilled nursing facilities; reported COVID-19 cases to date represent both staff and residents. The number of cases for a facility relies on the amount of testing conducted; facilities not included on this list may have COVID-19 cases that have not yet been identified. As of May 25th 344 nursing homes reported that at least 90% of staff and 90% of residents had been tested. ALSO: Data on deaths is self-reported by each facility. In accordance with long-term care regulations, nursing homes and rest homes must report deaths due to any cause in any resident, either confirmed COVID-19 positive, or suspected to have COVID-19, even if the individual was never tested. When the number of deaths is between 1-4 residents, the number is suppressed and reported as 1-4, to protect possible resident identification. The Department of Public Health performs routine data quality reviews of the data it receives. This includes removing duplicate results and updating counts if needed. Also, occasional negative tests from nursing home residents result after being reported first as presumptive and are removed. As a result of this, the total of self-reported deaths may decrease to ensure accuracy. Sources: MAVEN for confirmed cases; Individual facilities reported resident deaths to DPH Bureau of Health Care Safety and Quality's Health Care Facility Reporting System



Massachusetts Department of Public Health COVID-19 Dashboard - Wednesday, July 29, 2020

COVID Cases and Facility-Reported Deaths in Long Term Care Facilities (6/8) Data collected as of 7/28/2020

Facility ▲	County	Total licensed beds	Number of Cases*	COVID-19 Deaths**	Facility ▲	County	Total licensed beds	Number of Cases*	COVID- 19 Deaths**
NORWOOD HEALTHCARE	NORFOLK	170	> 30	31	PLEASANT STREET REST HOME INC.	BRISTOL	60	11-30	1-4
NOTRE DAME LONG TERM CARE CENTER	WORCESTER	123	> 30	33	PLYMOUTH HARBORSIDE HEALTHCARE	PLYMOUTH	101	> 30	17
OAK KNOLL HEALTHCARE CENTER	MIDDLESEX	123	> 30	19	PLYMOUTH REHABILITATION & HEALTH CARE CENTER	PLYMOUTH	186	1-10	0
OAKDALE REHABILITATION & SKILLED NURSING CENTER	WORCESTER	92	1-10	0	POET'S SEAT HEALTH CARE CENTER	FRANKLIN	63	> 30	15
OAKHILL HEALTHCARE	PLYMOUTH	123	> 30	7	POND HOME	NORFOLK	43	1-10	0
OAKS THE	BRISTOL	122	1-10	0	POPE NURSING HOME	NORFOLK	49	> 30	20
OASIS AT DODGE PARK	WORCESTER	82	0	0	PORT HEALTHCARE CENTER	ESSEX	123	1-10	0
ODD FELLOWS HOME OF MASSACHUSETTS	WORCESTER	100	> 30	16	PRESCOTT HOUSE	ESSEX	126	11-30	1-4
OOSTERMAN'S MELROSE REST HOME INC	MIDDLESEX	25	0	0	PRESENTATION REHAB AND SKILLED CARE CENTER	SUFFOLK	122	> 30	24
OUR ISLAND HOME	NANTUCKET	45	0	0	QUABBIN VALLEY HEALTHCARE	WORCESTER	142	1-10	0
OUR LADYS HAVEN OF FAIRHAVEN INC	BRISTOL	117	> 30	26	QUABOAG REHABILITATION & SKILLED CARE FACILITY	WORCESTER	166	11-30	0
OVERLOOK MASONIC HEALTH CENTER	WORCESTER	181	1-10	0	QUEEN ANNE NURSING HOME INC	PLYMOUTH	106	> 30	19
OXFORD REHABILITATION & HEALTH CARE CENTER THE	ESSEX	120	> 30	8	QUINCY HEALTH AND REHABILITATION CENTER LLC	NORFOLK	126	> 30	42
PALM SKILLED NRSING CR & CTR FOR REHAB EXCELLENCE	MIDDLESEX	124	> 30	31	RECUPERATIVE SERVICES UNIT-HEBREW REHAB CENTER	SUFFOLK	50	> 30	0
PALMER HEALTHCARE CENTER	HAMPDEN	61	0	0	REHABILITATION & NURSING CENTER AT EVERETT (THE)	MIDDLESEX	183	> 30	17
PARK AVENUE HEALTH CENTER	MIDDLESEX	89	> 30	16	RENAISSANCE MANOR ON CABOT	HAMPDEN	61	1-10	0
PARK PLACE REHABILITATION & SKILLED CARE CENTER	SUFFOLK	53	11-30	7	RESERVOIR CENTER FOR HEALTH & REHABILITATION THE	MIDDLESEX	144	> 30	16
PARKWAY HEALTH AND REHABILITATION CENTER	SUFFOLK	141	> 30	13	REVOLUTION CHARLWELL	NORFOLK	124	> 30	22
PARSONS HILL REHABILITATION & HEALTH CARE CENTER	WORCESTER	162	> 30	7	REVOLUTION KIMWELL	BRISTOL	124	> 30	12
PAVILION THE	BARNSTABLE	82	1-10	0	RIVER TERRACE REHABILITATION AND HEALTHCARE CTR	WORCESTER	82	> 30	22
PENACOOK PLACE INC	ESSEX	160	> 30	15	RIVER VALLEY REST HOME	HAMPSHIRE	25	0	0
PENNY LANE	WORCESTER	26	0	0	RIVERBEND OF SOUTH NATICK	MIDDLESEX	55	1-10	1-4
PETTEE HOUSE	MIDDLESEX	24	0	0	RIVERCREST LONG TERM CARE	MIDDLESEX	42	11-30	12
PHILLIPS MANOR NURSING HOME	ESSEX	29	11-30	8	ROCKRIDGE AT LAUREL PARK	HAMPSHIRE	61	0	0
PILGRIM REHABILITATION & SKILLED NURSING CENTER	ESSEX	152	> 30	15	ROSEWOOD MANOR REST HOME	BARNSTABLE	33	1-10	0
PINE KNOLL NURSING CENTER	MIDDLESEX	81	> 30	18	ROYAL AT WAYLAND REHABILITATION & NURSING CENTER	MIDDLESEX	40	> 30	11
PLEASANT ACRES REST HOME LLC	WORCESTER	14	0	0	ROYAL BRAINTREE NURSING AND REHABILITATION CENTER	NORFOLK	204	> 30	33
PLEASANT BAY OF BREWSTER REHAB CENTER	BARNSTABLE	135	> 30	19	ROYAL CAPE COD NURSING & REHABILITATION CENTER	BARNSTABLE	99	> 30	18

*Staff and residents; **Cumulative COVID-19 deaths –includes residents only. PLEASE NOTE: This list includes nursing homes, rest homes, and skilled nursing facilities; reported COVID-19 cases to date represent both staff and residents. The number of cases for a facility relies on the amount of testing conducted; facilities not included on this list may have COVID-19 cases that have not yet been identified. As of May 25th 344 nursing homes reported that at least 90% of staff and 90% of residents had been tested. ALSO: Data on deaths is self-reported by each facility. In accordance with long-term care regulations, nursing homes and rest homes must report deaths due to any cause in any resident, either confirmed COVID-19 positive, or suspected to have COVID-19, even if the individual was never tested. When the number of deaths is between 1-4 residents, the number is suppressed and reported as 1-4, to protect possible resident identification. The Department of Public Health performs routine data quality reviews of the data it receives. This includes removing duplicate results and updating counts if needed. Also, occasional negative tests from nursing home residents result after being reported first as presumptive and are removed. As a result of this, the total of self-reported deaths may decrease to ensure accuracy. Sources: MAVEN for confirmed cases; Individual facilities reported resident deaths to DPH Bureau of Health Care Safety and Quality's Health Care Facility Reporting System



Massachusetts Department of Public Health COVID-19 Dashboard - Wednesday, July 29, 2020

COVID Cases and Facility-Reported Deaths in Long Term Care Facilities (7/8) Data collected as of 7/28/2020

Facility	County	Total licensed beds	Number of Cases*	COVID-19 Deaths**	Facility	County	Total licensed beds	Number of Cases*	COVID-19 Deaths**
ROYAL MEADOW VIEW CENTER	MIDDLESEX	113	> 30	13	SOUTHBRIDGE REHABILITATION & HEALTH CARE CENTER	WORCESTER	144	> 30	10
ROYAL MEGANSETT NURSING & REHABILITATION	BARNSTABLE	90	11-30	0	SOUTHEAST HEALTH CARE CENTER	BRISTOL	171	> 30	22
ROYAL NORWELL NURSING & REHABILITATION CENTER LLC	PLYMOUTH	86	> 30	17	SOUTHPOINTE REHAB CENTER	BRISTOL	152	> 30	19
ROYAL NURSING CENTER LLC	BARNSTABLE	121	> 30	9	SOUTHSORE HEALTH CARE CENTER	PLYMOUTH	96	> 30	15
ROYAL OF COTUIT	BARNSTABLE	120	1-10	0	SOUTHWOOD AT NORWELL NURSING CTR	PLYMOUTH	142	11-30	23
ROYAL OF FAIRHAVEN NURSING CENTER	BRISTOL	107	1-10	0	SPAULDING NURSING & THERAPY CENTER - BRIGHTON	SUFFOLK	123	11-30	1-4
ROYAL WOOD MILL CENTER	ESSEX	94	> 30	18	SPRINGSIDE REHABILITATION AND SKILLED CARE CENTER	BERKSHIRE	115	0	0
SACHEM CENTER FOR HEALTH & REHABILITATION	PLYMOUTH	111	> 30	20	ST CAMILLUS HEALTH CENTER	WORCESTER	123	> 30	19
SACRED HEART NURSING HOME	BRISTOL	217	> 30	21	ST FRANCIS REHABILITATION & NURSING CENTER	WORCESTER	137	> 30	22
SALEM REHAB CENTER	ESSEX	123	> 30	23	ST JOSEPH MANOR HEALTH CARE INC	PLYMOUTH	118	> 30	32
SANCTA MARIA NURSING FACILITY	MIDDLESEX	141	> 30	19	ST JOSEPH REHAB & NURSING CARE CENTER	SUFFOLK	123	> 30	27
SARAH BRAYTON NURSING CARE CTR	BRISTOL	183	> 30	22	ST LUKE'S HOME	HAMPDEN	89	0	0
SAUGUS REHAB AND NURSING	ESSEX	80	> 30	6	ST MARY HEALTH CARE CENTER	WORCESTER	172	> 30	38
SAVOY NURSING & REHAB CTR	BRISTOL	39	0	0	ST PATRICK'S MANOR	MIDDLESEX	333	> 30	39
SEA VIEW CONVALESCENT AND NURSING HOME	ESSEX	62	11-30	1-4	STERLING VILLAGE	WORCESTER	143	> 30	12
SEACOAST NURSING & REHABILITATION CENTER INC	ESSEX	142	1-10	0	STONE REHABILITATION AND SENIOR LIVING	MIDDLESEX	82	> 30	15
SERENITY HILL NURSING CENTER	NORFOLK	44	11-30	1-4	STONEHEDGE HEALTH CARE CENTER	SUFFOLK	79	> 30	10
SERENITY REST HOME LLC	PLYMOUTH	24	1-10	0	SUDBURY PINES EXTENDED CARE	MIDDLESEX	92	> 30	13
SETH MANN 2ND HME FOR AGED/INFI WOM	NORFOLK	5	0	0	SUNNY ACRES NURSING HOME	MIDDLESEX	93	11-30	1-4
SEVEN HILLS PEDIATRIC CENTER	MIDDLESEX	83	1-10	0	SUTTON HILL CENTER	ESSEX	142	> 30	15
SHERRILL HOUSE	SUFFOLK	196	> 30	32	SWEET BROOK OF WILLIAMSTOWN REHABILITATION & N CTR	BERKSHIRE	146	0	0
SHREWSBURY NURSING & REHABILITATION CENTER	WORCESTER	99	> 30	20	TERRACES ORLEANS (THE)	BARNSTABLE	50	0	0
SIPPICAN HEALTHCARE CENTER	PLYMOUTH	123	1-10	0	THE LELAND HOME	MIDDLESEX	40	1-10	0
SKILLED NURSING FACILITY AT NORTH HILL (THE)	NORFOLK	72	> 30	10	THOMAS UPHAM HOUSE	NORFOLK	42	1-10	0
SOMERSET RIDGE CENTER	BRISTOL	135	> 30	14	TIMBERLYN HEIGHTS NURSING AND REHABILITATION	BERKSHIRE	71	1-10	0
SOPHIA SNOW HOUSE	SUFFOLK	36	0	0	TIMOTHY DANIELS HOUSE	MIDDLESEX	40	1-10	0
SOUTH COVE MANOR NURSING & REHABILITATION CENTER	NORFOLK	141	1-10	0	TOWN AND COUNTRY HEALTH CARE CENTER	MIDDLESEX	80	> 30	10
SOUTH DENNIS HEALTHCARE	BARNSTABLE	128	> 30	11	TREMONT HEALTH CARE CENTER	PLYMOUTH	104	> 30	15

*Staff and residents; **Cumulative COVID-19 deaths –includes residents only. PLEASE NOTE: This list includes nursing homes, rest homes, and skilled nursing facilities; reported COVID-19 cases to date represent both staff and residents. The number of cases for a facility relies on the amount of testing conducted; facilities not included on this list may have COVID-19 cases that have not yet been identified. As of May 25th 344 nursing homes reported that at least 90% of staff and 90% of residents had been tested. ALSO: Data on deaths is self-reported by each facility. In accordance with long-term care regulations, nursing homes and rest homes must report deaths due to any cause in any resident, either confirmed COVID-19 positive, or suspected to have COVID-19, even if the individual was never tested. When the number of deaths is between 1-4 residents, the number is suppressed and reported as 1-4, to protect possible resident identification. The Department of Public Health performs routine data quality reviews of the data it receives. This includes removing duplicate results and updating counts if needed. Also, occasional negative tests from nursing home residents result after being reported first as presumptive and are removed. As a result of this, the total of self-reported deaths may decrease to ensure accuracy. Sources: MAVEN for confirmed cases; Individual facilities reported resident deaths to DPH Bureau of Health Care Safety and Quality's Health Care Facility Reporting System



Massachusetts Department of Public Health COVID-19 Dashboard - Wednesday, July 29, 2020

COVID Cases and Facility-Reported Deaths in Long Term Care Facilities (8/8) Data collected as of 7/28/2020

Facility	County	Total licensed beds	Number of Cases*	COVID-19 Deaths**	Facility	County	Total licensed beds	Number of Cases*	COVID-19 Deaths**
TWIN OAKS REHAB AND NURSING	ESSEX	101	> 30	11	WILLIAMSTOWN COMMONS NURSING & REHAB	BERKSHIRE	180	> 30	24
VERO HEALTH & REHAB OF HAMPDEN	HAMPDEN	100	> 30	16	WILLIMANSETT CENTER EAST	HAMPDEN	85	0	0
VERO HEALTH & REHAB OF SOUTH HADLEY	HAMPSHIRE	132	> 30	24	WILLIMANSETT CENTER WEST	HAMPDEN	103	0	0
VERO HEALTH & REHAB OF WILBRAHAM	HAMPDEN	135	> 30	22	WILLOW MANOR	MIDDLESEX	90	> 30	6
VICTORIA HAVEN NURSING FACILITY	NORFOLK	31	1-10	0	WILLOWBROOK MANOR REST HOME	NORFOLK	36	0	0
VILLAGE REST HOME	BRISTOL	14	1-10	1-4	WILLOWS AT WORCESTER (THE)	WORCESTER	28	0	0
VILLAGE REST HOME	WORCESTER	25	0	0	WINCHESTER NURSING CENTER INC	MIDDLESEX	121	11-30	1-4
VILLAGE REST HOME II OF BROCKTON	PLYMOUTH	16	0	0	WINDEMERE NURSING & REHAB CTR ON MARTHAS VINEYARD	DUKES	106	0	0
WACHUSETT MANOR	WORCESTER	96	> 30	9	WINDSOR NURSING & RETIREMENT HOME	BARNSTABLE	120	11-30	1-4
WAKEFIELD CENTER	MIDDLESEX	149	> 30	13	WINGATE AT CHESTNUT HILL	NORFOLK	135	> 30	13
WALPOLE HEALTHCARE	NORFOLK	90	> 30	11	WINGATE AT HARWICH	BARNSTABLE	135	> 30	21
WAREHAM HEALTHCARE	PLYMOUTH	175	1-10	0	WINGATE AT HAVERHILL	ESSEX	146	> 30	21
WATERTOWN HEALTH CENTER	MIDDLESEX	163	> 30	18	WINGATE AT NEEDHAM	NORFOLK	142	> 30	22
WATerview LODGE LLC REHABILITATION & HEALTHCARE	MIDDLESEX	103	> 30	12	WINGATE AT NORTON	BRISTOL	106	1-10	0
WEBSTER MANOR REHABILITATION & HEALTH CARE CENTER	WORCESTER	135	> 30	9	WINGATE AT SHARON	NORFOLK	66	> 30	9
WEBSTER PARK REHABILITATION AND HEALTHCARE CENTER	PLYMOUTH	110	> 30	15	WINGATE AT SILVER LAKE	PLYMOUTH	164	> 30	11
WEDGEMERE HEALTHCARE	BRISTOL	94	> 30	9	WINGATE AT WESTON	MIDDLESEX	160	> 30	22
WEST NEWTON HEALTHCARE	MIDDLESEX	123	> 30	13	WINTER HILL REST HOME	WORCESTER	15	0	0
WEST REVERE HEALTH CENTER	SUFFOLK	119	> 30	8	WOBBURN NURSING CENTER INC	MIDDLESEX	140	> 30	21
WEST ROXBURY HEALTH & REHABILITATION CENTER	SUFFOLK	76	> 30	8	WORCESTER HEALTH CENTER	WORCESTER	160	> 30	7
WEST SIDE HOUSE LTC FACILITY	WORCESTER	91	> 30	10	WORCESTER REHABILITATION & HEALTH CARE CENTER	WORCESTER	160	> 30	12
WESTBOROUGH HEALTHCARE	WORCESTER	117	> 30	23					
WESTFIELD CENTER	HAMPDEN	98	1-10	0					
WESTFIELD GARDENS NURSING AND REHAB	HAMPDEN	80	0	0					
WESTFORD HOUSE	MIDDLESEX	123	> 30	5					
WESTVIEW REST HOME	PLYMOUTH	20	0	0					
WHITTIER BRADFORD TRANSITIONAL CARE UNIT	ESSEX	20	1-10	0					
WHITTIER WESTBOROUGH TRANSITIONAL CARE UNIT	WORCESTER	19	1-10	0					

*Staff and residents; **Cumulative COVID-19 deaths –includes residents only. PLEASE NOTE: This list includes nursing homes, rest homes, and skilled nursing facilities; reported COVID-19 cases to date represent both staff and residents. The number of cases for a facility relies on the amount of testing conducted; facilities not included on this list may have COVID-19 cases that have not yet been identified. As of May 25th 344 nursing homes reported that at least 90% of staff and 90% of residents had been tested. ALSO: Data on deaths is self-reported by each facility. In accordance with long-term care regulations, nursing homes and rest homes must report deaths due to any cause in any resident, either confirmed COVID-19 positive, or suspected to have COVID-19, even if the individual was never tested. When the number of deaths is between 1-4 residents, the number is suppressed and reported as 1-4, to protect possible resident identification. The Department of Public Health performs routine data quality reviews of the data it receives. This includes removing duplicate results and updating counts if needed. Also, occasional negative tests from nursing home residents result after being reported first as presumptive and are removed. As a result of this, the total of self-reported deaths may decrease to ensure accuracy. Sources: MAVEN for confirmed cases; Individual facilities reported resident deaths to DPH Bureau of Health Care Safety and Quality's Health Care Facility Reporting System



Nursing Facility Staff Re-Baseline Testing

- On June 30, the Commonwealth issued an evidence-based surveillance testing policy for long-term care facilities to further support the safe care of vulnerable residents in these settings
- **Nursing facilities and rest homes are required to comply with the surveillance testing regimen, and may be subject to financial sanctions for non-compliance**
- To determine the cadence of surveillance testing, nursing facilities and rest homes were required to perform baseline testing for at least 90% of staff by July 19th*
- This report depicts the percentage of staff tested for COVID-19 at each facility and whether a facility met the 90% threshold. The data is self-attested by nursing facilities and may be subject to further audit and review by EOHHS for final determinations
- The state is supporting surveillance testing costs for nursing facilities and rest homes through September, at which point EOHHS will reassess the testing policy based on public health metrics
- Future versions of this report will include information on adherence to the surveillance testing regimen based on the results of baseline testing (e.g. facilities with positive staff cases are required to test staff more frequently than facilities with no new cases)

**Baseline
Testing
Results**
(through 7/28)

Total facilities required to submit testing data	429
In Compliance <i>(Total facilities achieving baseline testing threshold)</i>	407
Not In Compliance <i>(Total facilities not achieving 90% staff testing threshold)</i>	10
Did Not Report <i>(Total facilities that did not submit testing data)</i>	12



Long Term Care Staff Re-Baseline Testing

Facility Name	City/Town	Facility Type	Percent of Staff Tested	Staff Testing Status
ABERJONA NURSING CENTER, INC.	WINCHESTER	Nursing Facility	100%	In Compliance
ACADEMY MANOR	ANDOVER	Nursing Facility	99%	In Compliance
ADVINIA CARE AT PROVINCETOWN	PROVINCETOWN	Nursing Facility	100%	In Compliance
ADVOCATE HEALTHCARE OF EAST BOSTON	BOSTON	Nursing Facility	95%	In Compliance
AGAWAM HEALTHCARE	AGAWAM	Nursing Facility	90%	In Compliance
ALDEN COURT NURSING CARE & REHAB CTR	FAIRHAVEN	Nursing Facility	97%	In Compliance
ALLIANCE HEALTH AT ABBOTT	LYNN	Nursing Facility	96%	In Compliance
ALLIANCE HEALTH AT BALDWINVILLE	TEMPLETON	Nursing Facility	97%	In Compliance
ALLIANCE HEALTH AT BRAINTREE	BRAINTREE	Nursing Facility	96%	In Compliance
ALLIANCE HEALTH AT DEVEREUX	MARBLEHEAD	Nursing Facility	100%	In Compliance
ALLIANCE HEALTH AT MARINA BAY	QUINCY	Nursing Facility	94%	In Compliance
ALLIANCE HEALTH AT ROSEWOOD	PEABODY	Nursing Facility	98%	In Compliance
ALLIANCE HEALTH AT WEST ACRES	BROCKTON	Nursing Facility	100%	In Compliance
APPLE VALLEY CENTER	AYER	Nursing Facility	97%	In Compliance
ARMENIAN NURSING & REHAB. CTR.	BOSTON	Nursing Facility	100%	In Compliance
ATTLEBORO HEALTHCARE	ATTLEBORO	Nursing Facility	92%	In Compliance
BAKER KATZ SKILLED NURSING & REHAB CTR	HAVERHILL	Nursing Facility	98%	In Compliance
BAYPATH AT DUXBURY NURSING & REHAB	DUXBURY	Nursing Facility	99%	In Compliance
BAYPOINTE REHAB CENTER	BROCKTON	Nursing Facility	97%	In Compliance
BEAR HILL HEALTHCARE AND REHABILITATION CENTER	STONEHAM	Nursing Facility	94%	In Compliance
BEAR MOUNTAIN AT ANDOVER	ANDOVER	Nursing Facility	100%	In Compliance
BEAR MOUNTAIN AT READING	READING	Nursing Facility	93%	In Compliance
BEAR MOUNTAIN AT SUDBURY	SUDBURY	Nursing Facility	99%	In Compliance
BEAR MOUNTAIN AT WEST SPRINGFIELD	WEST SPRINGFIELD	Nursing Facility	93%	In Compliance
BEAR MOUNTAIN AT WORCESTER	WORCESTER	Nursing Facility	96%	In Compliance
BEAUMONT AT UNIVERSITY CAMPUS	WORCESTER	Nursing Facility	98%	In Compliance
BEAUMONT REHAB & SKD NATICK	NATICK	Nursing Facility	100%	In Compliance
BEAUMONT REHAB & SKD NORTHBOROUGH	NORTHBOROUGH	Nursing Facility	92%	In Compliance
BEAUMONT REHAB & SKD NORTHBRIDGE	NORTHBRIDGE	Nursing Facility	98%	In Compliance
BEAUMONT REHAB & SKD WESTBOROUGH	WESTBOROUGH	Nursing Facility	94%	In Compliance

Note: The figures presented in this publication were self-reported by nursing facilities and rest homes. Facilities were also required to submit a signed attestation form certifying compliance with [MassHealth Nursing Facility Bulletin 148](#) or [DPH Guidance for Rest Home Surveillance Testing](#). See these documents for more information on the period over which testing occurred and how staff counts were reported.



Long Term Care Staff Re-Baseline Testing

Facility Name	City/Town	Facility Type	Percent of Staff Tested	Staff Testing Status
BELMONT MANOR NURSING HOME	BELMONT	Nursing Facility	95%	In Compliance
BELVIDERE HEALTHCARE CENTER	LOWELL	Nursing Facility	93%	In Compliance
BENJAMIN HEALTHCARE CENTER	BOSTON	Nursing Facility	46%	Not In Compliance
BERKSHIRE REHABILITATION & SKILLED CARE CENTER	SANDISFIELD	Nursing Facility	97%	In Compliance
BLAIRE HOUSE LTCF MILFORD	MILFORD	Nursing Facility	97%	In Compliance
BLAIRE HOUSE LTCF TEWKSBURY	TEWKSBURY	Nursing Facility	96%	In Compliance
BLAIRE HOUSE LTCF WORCESTER	WORCESTER	Nursing Facility	95%	In Compliance
BLUE HILLS HEALTH & REHAB	STOUGHTON	Nursing Facility	100%	In Compliance
BLUEBERRY HILL REHAB & HEALTHCARE CTR	BEVERLY	Nursing Facility	100%	In Compliance
BOSTON HOME	BOSTON	Nursing Facility	91%	In Compliance
BOSTONIAN NURSING CARE & REHABILITATION CTR, THE	BOSTON	Nursing Facility	98%	In Compliance
BOURNE MANOR EXT CARE FACILITY	BOURNE	Nursing Facility	99%	In Compliance
BRAINTREE MANOR HEALTHCARE	BRAINTREE	Nursing Facility	90%	In Compliance
BRANDON WOODS OF DARTMOUTH	DARTMOUTH	Nursing Facility	92%	In Compliance
BRANDON WOODS OF NEW BEDFORD	NEW BEDFORD	Nursing Facility	90%	In Compliance
BRENTWOOD REHAB & HEALTHCARE CTR	DANVERS	Nursing Facility	92%	In Compliance
BRIARWOOD REHAB & HEALTHCARE CTR	NEEDHAM	Nursing Facility	98%	In Compliance
BRIDGEWATER NURSING HOME	BRIDGEWATER	Nursing Facility	97%	In Compliance
BRIGHAM HEALTH & REHAB CENTER LLC	NEWBURYPORT	Nursing Facility	100%	In Compliance
BRIGHTON HOUSE REHAB & NURSING CTR	BOSTON	Nursing Facility	90%	In Compliance
BROCKTON HEALTH CENTER	BROCKTON	Nursing Facility	100%	In Compliance
BROOKSIDE REHAB & HEALTHCARE CENTER	WEBSTER	Nursing Facility	93%	In Compliance
BRUSH HILL CARE CENTER	MILTON	Nursing Facility	98%	In Compliance
BUCKLEY-GREENFIELD HEALTHCARE CTR	GREENFIELD	Nursing Facility	100%	In Compliance
CAMBRIDGE REHAB & NURSING CTR	CAMBRIDGE	Nursing Facility	97%	In Compliance
CAPE HERITAGE REHAB & HLTH CARE CTR	SANDWICH	Nursing Facility	98%	In Compliance
CAPE REGENCY REHAB & HLTH CARE CTR	BARNSTABLE	Nursing Facility	96%	In Compliance
CARDIGAN NURSING & REHABILITATION CTR	SCITUATE	Nursing Facility	100%	In Compliance
CARE ONE AT BROOKLINE	BROOKLINE	Nursing Facility	91%	In Compliance

Note: The figures presented in this publication were self-reported by nursing facilities and rest homes. Facilities were also required to submit a signed attestation form certifying compliance with [MassHealth Nursing Facility Bulletin 148](#) or [DPH Guidance for Rest Home Surveillance Testing](#). See these documents for more information on the period over which testing occurred and how staff counts were reported.



Long Term Care Staff Re-Baseline Testing

Facility Name	City/Town	Facility Type	Percent of Staff Tested	Staff Testing Status
CARE ONE AT CONCORD	CONCORD	Nursing Facility	99%	In Compliance
CARE ONE AT ESSEX PARK	BEVERLY	Nursing Facility	98%	In Compliance
CARE ONE AT HOLYOKE	HOLYOKE	Nursing Facility	97%	In Compliance
CARE ONE AT LEXINGTON	LEXINGTON	Nursing Facility	99%	In Compliance
CARE ONE AT LOWELL	LOWELL	Nursing Facility	95%	In Compliance
CARE ONE AT MILLBURY	MILLBURY	Nursing Facility	97%	In Compliance
CARE ONE AT NEW BEDFORD	NEW BEDFORD	Nursing Facility	99%	In Compliance
CARE ONE AT NEWTON	NEWTON	Nursing Facility	100%	In Compliance
CARE ONE AT NORTHAMPTON	NORTHAMPTON	Nursing Facility	96%	In Compliance
CARE ONE AT PEABODY	PEABODY	Nursing Facility	99%	In Compliance
CARE ONE AT RANDOLPH	RANDOLPH	Nursing Facility	97%	In Compliance
CARE ONE AT REDSTONE	EAST LONGMEADOW	Nursing Facility	100%	In Compliance
CARE ONE AT WEYMOUTH	WEYMOUTH	Nursing Facility	95%	In Compliance
CARE ONE AT WILMINGTON	WILMINGTON	Nursing Facility	100%	In Compliance
CARLYLE HOUSE	FRAMINGHAM	Nursing Facility	93%	In Compliance
CARVALHO GROVE HEALTH AND REHABILITATION CENTER	FALL RIVER	Nursing Facility	93%	In Compliance
CASA DE RAMANA REHABILITATION CENTER	FRAMINGHAM	Nursing Facility	82%	Not In Compliance
CATHOLIC MEMORIAL HOME	FALL RIVER	Nursing Facility	100%	In Compliance
CEDAR VIEW REHAB & HEALTHCARE CTR	METHUEN	Nursing Facility	98%	In Compliance
CEDARWOOD GARDENS	FRANKLIN	Nursing Facility	100%	In Compliance
CENTER FOR EXTENDED CARE AT AMHERST	AMHERST	Nursing Facility	91%	In Compliance
CHAPIN CENTER	SPRINGFIELD	Nursing Facility	99%	In Compliance
CHARLENE MANOR EXT. CARE FAC.	GREENFIELD	Nursing Facility	99%	In Compliance
CHESTNUT HILL OF EAST LONGMEADOW	EAST LONGMEADOW	Nursing Facility	100%	In Compliance
CHESTNUT WOODS REHAB & HEALTHCARE CTR	SAUGUS	Nursing Facility	96%	In Compliance
CHETWYNDE HEALTHCARE	NEWTON	Nursing Facility	94%	In Compliance
CHICOPEE REHABILITATION AND NURSING CENTER	CHICOPEE	Nursing Facility	93%	In Compliance
CHRISTOPHER HOUSE OF WORCESTER	WORCESTER	Nursing Facility	96%	In Compliance
CLIFTON REHABILITATIVE NURG. CTR	SOMERSET	Nursing Facility	100%	In Compliance

Note: The figures presented in this publication were self-reported by nursing facilities and rest homes. Facilities were also required to submit a signed attestation form certifying compliance with [MassHealth Nursing Facility Bulletin 148](#) or [DPH Guidance for Rest Home Surveillance Testing](#). See these documents for more information on the period over which testing occurred and how staff counts were reported.



Long Term Care Staff Re-Baseline Testing

Facility Name	City/Town	Facility Type	Percent of Staff Tested	Staff Testing Status
COLEMAN HOUSE	NORTHBOROUGH	Nursing Facility	100%	In Compliance
COLONY CENTER HEALTH & REHAB	ABINGTON	Nursing Facility	99%	In Compliance
CONTINUING CARE II AT BROOKSBY VILLAGE	PEABODY	Nursing Facility	97%	In Compliance
COPLEY AT STOUGHTON NURG.CARE CTR	STOUGHTON	Nursing Facility	100%	In Compliance
COUNTRY CENTER FOR HEALTH & REHAB	NEWBURYPORT	Nursing Facility	100%	In Compliance
COUNTRY GARDENS HEALTH & REHAB CENTER	SWANSEA	Nursing Facility	92%	In Compliance
COUNTRYSIDE HEALTH CARE OF MILFORD	MILFORD	Nursing Facility	91%	In Compliance
COURTYARD NURSING CARE CENTER	MEDFORD	Nursing Facility	92%	In Compliance
CRANEVILLE PLACE AT DALTON	DALTON	Nursing Facility	98%	In Compliance
DAY BROOK VILLAGE SENIOR LIVING	HOLYOKE	Nursing Facility	92%	In Compliance
DEDHAM HEALTHCARE	DEDHAM	Nursing Facility	90%	In Compliance
DEN-MAR HEALTH AND REHABILITATION CENTER	ROCKPORT	Nursing Facility	98%	In Compliance
DEXTER HOUSE HEALTHCARE	MALDEN	Nursing Facility	95%	In Compliance
DWYER HOME	WEYMOUTH	Nursing Facility	91%	In Compliance
D'YOUVILLE SENIOR CARE	LOWELL	Nursing Facility	91%	In Compliance
EAST LONGMEADOW SKILLED NURSING CENTER	EAST LONGMEADOW	Nursing Facility	93%	In Compliance
EASTPOINTE REHAB CENTER	CHELSEA	Nursing Facility	100%	In Compliance
ELAINE CENTER AT HADLEY	HADLEY	Nursing Facility	100%	In Compliance
ELIOT CENTER FOR HEALTH & REHABILITATION	NATICK	Nursing Facility	96%	In Compliance
ELIZABETH SETON	WELLESLEY	Nursing Facility	100%	In Compliance
ELLIS NURSING HOME (THE)	NORWOOD	Nursing Facility	92%	In Compliance
FAIRHAVEN HEALTHCARE CENTER	LOWELL	Nursing Facility	100%	In Compliance
FAIRVIEW COMMONS NURSING & REHABILITATION CENTER	GREAT BARRINGTON	Nursing Facility	100%	In Compliance
FALL RIVER HEALTHCARE	FALL RIVER	Nursing Facility	92%	In Compliance
FALL RIVER JEWISH HOME, INC	FALL RIVER	Nursing Facility	85%	Not In Compliance
FARREN CARE CENTER	MONTAGUE	Nursing Facility	100%	In Compliance
FITCHBURG HEALTHCARE	FITCHBURG	Nursing Facility	98%	In Compliance
FITCHBURG REHABILITATION AND NURSING CENTER	FITCHBURG	Nursing Facility	100%	In Compliance
GARDEN PLACE HEALTHCARE	ATTLEBORO	Nursing Facility	94%	In Compliance

Note: The figures presented in this publication were self-reported by nursing facilities and rest homes. Facilities were also required to submit a signed attestation form certifying compliance with [MassHealth Nursing Facility Bulletin 148](#) or [DPH Guidance for Rest Home Surveillance Testing](#). See these documents for more information on the period over which testing occurred and how staff counts were reported.



Long Term Care Staff Re-Baseline Testing

Facility Name	City/Town	Facility Type	Percent of Staff Tested	Staff Testing Status
GARDNER REHABILITATION AND NURSING CENTER	GARDNER	Nursing Facility	100%	In Compliance
GERMAN CENTER FOR EXTENDED CARE	BOSTON	Nursing Facility	93%	In Compliance
GLEN RIDGE NURSING CARE CENTER	MEDFORD	Nursing Facility	98%	In Compliance
GLOUCESTER HEALTHCARE	GLOUCESTER	Nursing Facility	92%	In Compliance
GOVERNORS CENTER	WESTFIELD	Nursing Facility	91%	In Compliance
GREENWOOD NURSING & REHABILITATION CENTER	WAKEFIELD	Nursing Facility	100%	In Compliance
GUARDIAN CENTER (THE)	BROCKTON	Nursing Facility	94%	In Compliance
HANCOCK PARK REHABILITATION AND NURSING CENTER	QUINCY	Nursing Facility	100%	In Compliance
HANNAH DUSTON HEALTHCARE CENTER	HAVERHILL	Nursing Facility	91%	In Compliance
HARBOR HOUSE NURSING & REHABILITATION CENTER	HINGHAM	Nursing Facility	96%	In Compliance
HATHAWAY MANOR EXTENDED CARE	NEW BEDFORD	Nursing Facility	94%	In Compliance
HATHORNE HILL	DANVERS	Nursing Facility	100%	In Compliance
HEATHWOOD HEALTHCARE	NEWTON	Nursing Facility	100%	In Compliance
HELLENIC NURSING & REHABILITATION CENTER	CANTON	Nursing Facility	96%	In Compliance
HERITAGE HALL EAST	AGAWAM	Nursing Facility	100%	In Compliance
HERITAGE HALL NORTH	AGAWAM	Nursing Facility	100%	In Compliance
HERITAGE HALL SOUTH	AGAWAM	Nursing Facility	99%	In Compliance
HERITAGE HALL WEST	AGAWAM	Nursing Facility	100%	In Compliance
HERMITAGE HEALTHCARE (THE)	WORCESTER	Nursing Facility	97%	In Compliance
HIGHLANDS, THE	FITCHBURG	Nursing Facility	95%	In Compliance
HIGHVIEW OF NORTHAMPTON	NORTHAMPTON	Nursing Facility	100%	In Compliance
HILLCREST COMMONS NURSING & REHABILITATION CENTER	PITTSFIELD	Nursing Facility	100%	In Compliance
HOLDEN REHABILITATION & NURSING CENTER	HOLDEN	Nursing Facility	96%	In Compliance
HOLY TRINITY EASTERN ORTHODOX N & R CENTER	WORCESTER	Nursing Facility	97%	In Compliance
HOLYOKE HEALTHCARE CENTER	HOLYOKE	Nursing Facility	96%	In Compliance
HUNT NURSING & REHAB CENTER	DANVERS	Nursing Facility	92%	In Compliance
JEFFREY & SUSAN BRUDNICK CENTER FOR LIVING	PEABODY	Nursing Facility	98%	In Compliance
JESMOND NURSING HOME	NAHANT	Nursing Facility	96%	In Compliance
JEWISH HEALTHCARE CENTER	WORCESTER	Nursing Facility	99%	In Compliance

Note: The figures presented in this publication were self-reported by nursing facilities and rest homes. Facilities were also required to submit a signed attestation form certifying compliance with [MassHealth Nursing Facility Bulletin 148](#) or [DPH Guidance for Rest Home Surveillance Testing](#). See these documents for more information on the period over which testing occurred and how staff counts were reported.



Long Term Care Staff Re-Baseline Testing

Facility Name	City/Town	Facility Type	Percent of Staff Tested	Staff Testing Status
JML CARE CENTER INC	FALMOUTH	Nursing Facility	100%	In Compliance
JOHN ADAMS HEALTHCARE CENTER	QUINCY	Nursing Facility	100%	In Compliance
JOHN SCOTT HOUSE NURSING & REHABILITATION CENTER	BRAINTREE	Nursing Facility	95%	In Compliance
JULIAN J LEVITT FAMILY NURSING HOME	LONGMEADOW	Nursing Facility	100%	In Compliance
KATZMAN FAMILY CENTER FOR LIVING	CHELSEA	Nursing Facility	91%	In Compliance
KEYSTONE CENTER	LEOMINSTER	Nursing Facility	97%	In Compliance
KIMBALL FARMS NURSING CARE CENTER	LENOX	Nursing Facility	96%	In Compliance
KNOLLWOOD NURSING CENTER	WORCESTER	Nursing Facility	96%	In Compliance
LAFAYETTE REHABILITATION & SKILLED NURSING FACILITY	MARBLEHEAD	Nursing Facility	95%	In Compliance
LANESSA EXTENDED CARE	WEBSTER	Nursing Facility	97%	In Compliance
LAUREL RIDGE REHAB AND SKILLED CARE CENTER	BOSTON	Nursing Facility	95%	In Compliance
LEDGEWOOD REHABILITATION & SKILLED NURSING CENTER	BEVERLY	Nursing Facility	100%	In Compliance
LEE HEALTHCARE	LEE	Nursing Facility	94%	In Compliance
LEONARD FLORENCE CENTER FOR LIVING	CHELSEA	Nursing Facility	90%	In Compliance
LIBERTY COMMONS	CHATHAM	Nursing Facility	92%	In Compliance
LIFE CARE CENTER OF ACTON	ACTON	Nursing Facility	100%	In Compliance
LIFE CARE CENTER OF ATTLEBORO	ATTLEBORO	Nursing Facility	98%	In Compliance
LIFE CARE CENTER OF AUBURN	AUBURN	Nursing Facility	94%	In Compliance
LIFE CARE CENTER OF LEOMINSTER	LEOMINSTER	Nursing Facility	95%	In Compliance
LIFE CARE CENTER OF MERRIMACK VALLEY	BILLERICA	Nursing Facility	100%	In Compliance
LIFE CARE CENTER OF NASHOBA VALLEY	LITTLETON	Nursing Facility	93%	In Compliance
LIFE CARE CENTER OF PLYMOUTH	PLYMOUTH	Nursing Facility	93%	In Compliance
LIFE CARE CENTER OF RAYNHAM	RAYNHAM	Nursing Facility	98%	In Compliance
LIFE CARE CENTER OF STONEHAM	STONEHAM	Nursing Facility	100%	In Compliance
LIFE CARE CENTER OF THE NORTH SHORE	LYNN	Nursing Facility	96%	In Compliance
LIFE CARE CENTER OF THE SOUTH SHORE	SCITUATE	Nursing Facility	97%	In Compliance
LIFE CARE CENTER OF WEST BRIDGEWATER	WEST BRIDGEWATER	Nursing Facility	90%	In Compliance
LIFE CARE CENTER OF WILBRAHAM	WILBRAHAM	Nursing Facility	98%	In Compliance

Note: The figures presented in this publication were self-reported by nursing facilities and rest homes. Facilities were also required to submit a signed attestation form certifying compliance with [MassHealth Nursing Facility Bulletin 148](#) or [DPH Guidance for Rest Home Surveillance Testing](#). See these documents for more information on the period over which testing occurred and how staff counts were reported.



Long Term Care Staff Re-Baseline Testing

Facility Name	City/Town	Facility Type	Percent of Staff Tested	Staff Testing Status
LIGHTHOUSE NURSING CARE CENTER	REVERE	Nursing Facility	100%	In Compliance
LINDA MANOR EXTENDED CARE FACILITY	NORTHAMPTON	Nursing Facility	93%	In Compliance
LONGMEADOW OF TAUNTON	TAUNTON	Nursing Facility	99%	In Compliance
LOOMIS LAKESIDE AT REEDS LANDING	SPRINGFIELD	Nursing Facility	90%	In Compliance
LYDIA TAFT HOUSE	UXBRIDGE	Nursing Facility	100%	In Compliance
M I NURSING & RESTORATIVE CENTER	LAWRENCE	Nursing Facility	100%	In Compliance
MADONNA MANOR NURSING HOME	NORTH ATTLEBORO	Nursing Facility	94%	In Compliance
MAPLES REHABILITATION & NURSING CENTER	WRENTHAM	Nursing Facility	95%	In Compliance
MAPLEWOOD REHAB AND NURSING	AMESBURY	Nursing Facility	100%	In Compliance
MARIAN MANOR OF TAUNTON	TAUNTON	Nursing Facility	94%	In Compliance
MARISTHILL NURSING & REHABILITATION CENTER	WALTHAM	Nursing Facility	92%	In Compliance
MARLBOROUGH HILLS REHABILITATION & HLTH CARE CTR	MARLBOROUGH	Nursing Facility	94%	In Compliance
MARY ANN MORSE NURSING & REHABILITATION	NATICK	Nursing Facility	96%	In Compliance
MARY'S MEADOW AT PROVIDENCE PLACE	HOLYOKE	Nursing Facility	98%	In Compliance
MASCONOMET HEALTHCARE CENTER	TOPSFIELD	Nursing Facility	99%	In Compliance
MATTAPAN HEALTH & REHABILITATION CENTER	BOSTON	Nursing Facility	94%	In Compliance
MAYFLOWER PLACE NURSING & REHABILITATION CENTER	YARMOUTH	Nursing Facility	100%	In Compliance
MEADOW GREEN NURSING AND REHABILITATION CENTER	WALTHAM	Nursing Facility	91%	In Compliance
MEADOWS OF CENTRAL MASSACHUSETTS (THE)	LEICESTER	Nursing Facility	100%	In Compliance
MEDFORD REHABILITATION AND NURSING CENTER	MEDFORD	Nursing Facility	100%	In Compliance
MEDWAY COUNTRY MANOR SKILLED NURSING & REHABILITATION	MEDWAY	Nursing Facility	92%	In Compliance
MELROSE HEALTHCARE	MELROSE	Nursing Facility	98%	In Compliance
MERRIMACK VALLEY HEALTH CENTER	AMESBURY	Nursing Facility	100%	In Compliance
MILFORD CENTER	MILFORD	Nursing Facility	100%	In Compliance
MONT MARIE REHABILITATION & HEALTHCARE CENTER	HOLYOKE	Nursing Facility	93%	In Compliance
MOUNT CARMEL CARE CENTER	LENOX	Nursing Facility	94%	In Compliance
MOUNT SAINT VINCENT CARE CENTER	HOLYOKE	Nursing Facility	98%	In Compliance

Note: The figures presented in this publication were self-reported by nursing facilities and rest homes. Facilities were also required to submit a signed attestation form certifying compliance with [MassHealth Nursing Facility Bulletin 148](#) or [DPH Guidance for Rest Home Surveillance Testing](#). See these documents for more information on the period over which testing occurred and how staff counts were reported.



Long Term Care Staff Re-Baseline Testing

Facility Name	City/Town	Facility Type	Percent of Staff Tested	Staff Testing Status
MT GREYLOCK EXTENDED CARE FACILITY	PITTSFIELD	Nursing Facility	100%	In Compliance
NEMASKET HEALTHCARE CENTER	MIDDLEBOROUGH	Nursing Facility	95%	In Compliance
NEVILLE CENTER AT FRESH POND FOR NURSING & REHAB	CAMBRIDGE	Nursing Facility	98%	In Compliance
NEVINS NURSING & REHABILITATION CENTER	METHUEN	Nursing Facility	95%	In Compliance
NEW BEDFORD JEWISH CONVALESCENT HOME, INC	NEW BEDFORD	Nursing Facility	98%	In Compliance
NEW ENGLAND PEDIATRIC CARE	BILLERICA	Nursing Facility	95%	In Compliance
NEWTON WELLESLEY CENTER FOR ALZHEIMER'S CARE	WELLESLEY	Nursing Facility	99%	In Compliance
NORTH ADAMS COMMONS NURSING & REHABILITATION CENTER	NORTH ADAMS	Nursing Facility	99%	In Compliance
NORTH END REHABILITATION AND HEALTHCARE CENTER	BOSTON	Nursing Facility	92%	In Compliance
NORTHWOOD REHABILITATION & HEALTHCARE CENTER	LOWELL	Nursing Facility	93%	In Compliance
NORWOOD HEALTHCARE	NORWOOD	Nursing Facility	91%	In Compliance
NOTRE DAME LONG TERM CARE CENTER	WORCESTER	Nursing Facility	100%	In Compliance
OAK KNOLL HEALTHCARE CENTER	FRAMINGHAM	Nursing Facility	100%	In Compliance
OAKDALE REHABILITATION & SKILLED NURSING CENTER	WEST BOYLSTON	Nursing Facility	97%	In Compliance
OAKHILL HEALTHCARE	MIDDLEBOROUGH	Nursing Facility	98%	In Compliance
OAKS, THE	NEW BEDFORD	Nursing Facility	99%	In Compliance
ODD FELLOWS HOME OF MASSACHUSETTS	WORCESTER	Nursing Facility	94%	In Compliance
OUR ISLAND HOME	NANTUCKET	Nursing Facility	100%	In Compliance
OUR LADYS HAVEN OF FAIRHAVEN INC	FAIRHAVEN	Nursing Facility	92%	In Compliance
OXFORD REHABILITATION & HEALTH CARE CENTER, THE	HAVERHILL	Nursing Facility	97%	In Compliance
PALM SKILLED NRSING CR & CTR FOR REHAB EXCELLENCE	CHELMSFORD	Nursing Facility	99%	In Compliance
PALMER HEALTHCARE CENTER	PALMER	Nursing Facility	91%	In Compliance
PARK AVENUE HEALTH CENTER	ARLINGTON	Nursing Facility	100%	In Compliance
PARK PLACE REHABILITATION & SKILLED CARE CENTER	BOSTON	Nursing Facility	100%	In Compliance
PARKWAY HEALTH AND REHABILITATION CENTER	BOSTON	Nursing Facility	98%	In Compliance
PARSONS HILL REHABILITATION & HEALTH CARE CENTER	WORCESTER	Nursing Facility	98%	In Compliance
PAVILION , THE	BARNSTABLE	Nursing Facility	100%	In Compliance
PENACOOK PLACE, INC	HAVERHILL	Nursing Facility	99%	In Compliance

Note: The figures presented in this publication were self-reported by nursing facilities and rest homes. Facilities were also required to submit a signed attestation form certifying compliance with [MassHealth Nursing Facility Bulletin 148](#) or [DPH Guidance for Rest Home Surveillance Testing](#). See these documents for more information on the period over which testing occurred and how staff counts were reported.



Long Term Care Staff Re-Baseline Testing

Facility Name	City/Town	Facility Type	Percent of Staff Tested	Staff Testing Status
PHILLIPS MANOR NURSING HOME	LYNN	Nursing Facility	100%	In Compliance
PILGRIM REHABILITATION & SKILLED NURSING CENTER	PEABODY	Nursing Facility	95%	In Compliance
PINE KNOLL NURSING CENTER	LEXINGTON	Nursing Facility	93%	In Compliance
PLEASANT BAY OF BREWSTER REHAB CENTER	BREWSTER	Nursing Facility	100%	In Compliance
PLYMOUTH HARBORSIDE HEALTHCARE	PLYMOUTH	Nursing Facility	96%	In Compliance
PLYMOUTH REHABILITATION & HEALTH CARE CENTER	PLYMOUTH	Nursing Facility	100%	In Compliance
POET'S SEAT HEALTH CARE CENTER	GREENFIELD	Nursing Facility	95%	In Compliance
POPE NURSING HOME	WEYMOUTH	Nursing Facility	100%	In Compliance
PORT HEALTHCARE CENTER	NEWBURYPORT	Nursing Facility	95%	In Compliance
PRESCOTT HOUSE	NORTH ANDOVER	Nursing Facility	97%	In Compliance
PRESENTATION REHAB AND SKILLED CARE CENTER	BOSTON	Nursing Facility	92%	In Compliance
QUABBIN VALLEY HEALTHCARE	ATHOL	Nursing Facility	96%	In Compliance
QUABOAG REHABILITATION & SKILLED CARE FACILITY	WEST BROOKFIELD	Nursing Facility	100%	In Compliance
QUEEN ANNE NURSING HOME, INC	HINGHAM	Nursing Facility	94%	In Compliance
QUINCY HEALTH AND REHABILITATION CENTER LLC	QUINCY	Nursing Facility	95%	In Compliance
REHABILITATION & NURSING CENTER AT EVERETT (THE) RESERVOIR CENTER FOR HEALTH & REHABILITATION, THE	EVERETT	Nursing Facility	96%	In Compliance
	MARLBOROUGH	Nursing Facility	100%	In Compliance
REVOLUTION CHARLWELL	NORWOOD	Nursing Facility	100%	In Compliance
REVOLUTION KIMWELL	FALL RIVER	Nursing Facility	75%	Not In Compliance
RIVER TERRACE REHABILITATION AND HEALTHCARE CTR	LANCASTER	Nursing Facility	92%	In Compliance
RIVERBEND OF SOUTH NATICK	NATICK	Nursing Facility	91%	In Compliance
ROYAL AT WAYLAND REHABILITATION & NURSING CENTER	WAYLAND	Nursing Facility	100%	In Compliance
ROYAL BRAINTREE NURSING AND REHABILITATION CENTER	BRAINTREE	Nursing Facility	98%	In Compliance
ROYAL CAPE COD NURSING & REHABILITATION CENTER	BOURNE	Nursing Facility	99%	In Compliance
ROYAL MEADOW VIEW CENTER	NORTH READING	Nursing Facility	100%	In Compliance
ROYAL NORWELL NURSING & REHABILITATION CENTER LLC	NORWELL	Nursing Facility	96%	In Compliance
ROYAL NURSING CENTER, LLC	FALMOUTH	Nursing Facility	100%	In Compliance

Note: The figures presented in this publication were self-reported by nursing facilities and rest homes. Facilities were also required to submit a signed attestation form certifying compliance with [MassHealth Nursing Facility Bulletin 148](#) or [DPH Guidance for Rest Home Surveillance Testing](#). See these documents for more information on the period over which testing occurred and how staff counts were reported.



Long Term Care Staff Re-Baseline Testing

Facility Name	City/Town	Facility Type	Percent of Staff Tested	Staff Testing Status
ROYAL OF COTUIT	MASHPEE	Nursing Facility	94%	In Compliance
ROYAL WOOD MILL CENTER	LAWRENCE	Nursing Facility	95%	In Compliance
SACHEM CENTER FOR HEALTH & REHABILITATION	EAST BRIDGEWATER	Nursing Facility	96%	In Compliance
SACRED HEART NURSING HOME	NEW BEDFORD	Nursing Facility	94%	In Compliance
SALEM REHAB CENTER	SALEM	Nursing Facility	93%	In Compliance
SANCTA MARIA NURSING FACILITY	CAMBRIDGE	Nursing Facility	96%	In Compliance
SARAH BRAYTON NURSING CARE CTR	FALL RIVER	Nursing Facility	97%	In Compliance
SAUGUS REHAB AND NURSING	SAUGUS	Nursing Facility	91%	In Compliance
SAVOY NURSING & REHAB CTR	NEW BEDFORD	Nursing Facility	98%	In Compliance
SEA VIEW CONVALESCENT AND NURSING HOME	ROWLEY	Nursing Facility	91%	In Compliance
SEACOAST NURSING & REHABILITATION CENTER INC	GLOUCESTER	Nursing Facility	99%	In Compliance
SERENITY HILL NURSING CENTER	WRENTHAM	Nursing Facility	91%	In Compliance
SEVEN HILLS PEDIATRIC CENTER	GROTON	Nursing Facility	100%	In Compliance
SHERRILL HOUSE	BOSTON	Nursing Facility	100%	In Compliance
SHREWSBURY NURSING & REHABILITATION CENTER	SHREWSBURY	Nursing Facility	90%	In Compliance
SIPPICAN HEALTHCARE CENTER	MARION	Nursing Facility	100%	In Compliance
SIXTEEN ACRES HEALTHCARE CENTER	SPRINGFIELD	Nursing Facility	93%	In Compliance
SKILLED NURSING FACILITY AT NORTH HILL (THE)	NEEDHAM	Nursing Facility	99%	In Compliance
SOMERSET RIDGE CENTER	SOMERSET	Nursing Facility	93%	In Compliance
SOUTH COVE MANOR NURSING & REHABILITATION CENTER	QUINCY	Nursing Facility	100%	In Compliance
SOUTH DENNIS HEALTHCARE	DENNIS	Nursing Facility	91%	In Compliance
SOUTHBRIDGE REHABILITATION & HEALTH CARE CENTER	SOUTHBRIDGE	Nursing Facility	100%	In Compliance
SOUTHEAST HEALTH CARE CENTER	EASTON	Nursing Facility	95%	In Compliance
SOUTHPOINTE REHAB CENTER	FALL RIVER	Nursing Facility	98%	In Compliance
SOUTHSORE HEALTH CARE CENTER	ROCKLAND	Nursing Facility	92%	In Compliance
SOUTHWOOD AT NORWELL NURSING CTR	NORWELL	Nursing Facility	96%	In Compliance
SPAULDING NURSING & THERAPY CENTER - BRIGHTON	BOSTON	Nursing Facility	91%	In Compliance
SPRINGSIDE REHABILITATION AND SKILLED CARE CENTER	PITTSFIELD	Nursing Facility	96%	In Compliance
ST CAMILLUS HEALTH CENTER	NORTHBRIDGE	Nursing Facility	95%	In Compliance

Note: The figures presented in this publication were self-reported by nursing facilities and rest homes. Facilities were also required to submit a signed attestation form certifying compliance with [MassHealth Nursing Facility Bulletin 148](#) or [DPH Guidance for Rest Home Surveillance Testing](#). See these documents for more information on the period over which testing occurred and how staff counts were reported.



Long Term Care Staff Re-Baseline Testing

Facility Name	City/Town	Facility Type	Percent of Staff Tested	Staff Testing Status
ST FRANCIS REHABILITATION & NURSING CENTER	WORCESTER	Nursing Facility	99%	In Compliance
ST JOSEPH MANOR HEALTH CARE INC	BROCKTON	Nursing Facility	92%	In Compliance
ST JOSEPH REHAB & NURSING CARE CENTER	BOSTON	Nursing Facility	96%	In Compliance
ST MARY HEALTH CARE CENTER	WORCESTER	Nursing Facility	99%	In Compliance
ST PATRICK'S MANOR	FRAMINGHAM	Nursing Facility	97%	In Compliance
STERLING VILLAGE	STERLING	Nursing Facility	99%	In Compliance
STONE REHABILITATION AND SENIOR LIVING	NEWTON	Nursing Facility	95%	In Compliance
STONEHEDGE HEALTH CARE CENTER	BOSTON	Nursing Facility	93%	In Compliance
SUDBURY PINES EXTENDED CARE	SUDBURY	Nursing Facility	93%	In Compliance
SUNNY ACRES NURSING HOME	CHELMSFORD	Nursing Facility	99%	In Compliance
SUTTON HILL CENTER	NORTH ANDOVER	Nursing Facility	100%	In Compliance
SWEET BROOK OF WILLIAMSTOWN REHABILITATION & N CTR	WILLIAMSTOWN	Nursing Facility	96%	In Compliance
THOMAS UPHAM HOUSE	MEDFIELD	Nursing Facility	96%	In Compliance
TIMBERLYN HEIGHTS NURSING AND REHABILITATION	GREAT BARRINGTON	Nursing Facility	99%	In Compliance
TIMOTHY DANIELS HOUSE	HOLLISTON	Nursing Facility	97%	In Compliance
TOWN AND COUNTRY HEALTH CARE CENTER	LOWELL	Nursing Facility	100%	In Compliance
TREMONT HEALTH CARE CENTER	WAREHAM	Nursing Facility	92%	In Compliance
TWIN OAKS REHAB AND NURSING	DANVERS	Nursing Facility	100%	In Compliance
VERO HEALTH & REHAB OF HAMPDEN	HAMPDEN	Nursing Facility	95%	In Compliance
VERO HEALTH & REHAB OF SOUTH HADLEY	SOUTH HADLEY	Nursing Facility	92%	In Compliance
VERO HEALTH & REHAB OF WILBRAHAM	WILBRAHAM	Nursing Facility	96%	In Compliance
VICTORIA HAVEN NURSING FACILITY	NORWOOD	Nursing Facility	92%	In Compliance
WACHUSETT MANOR	GARDNER	Nursing Facility	96%	In Compliance
WAKEFIELD CENTER	WAKEFIELD	Nursing Facility	100%	In Compliance
WALPOLE HEALTHCARE	WALPOLE	Nursing Facility	92%	In Compliance
WAREHAM HEALTHCARE	WAREHAM	Nursing Facility	93%	In Compliance
WATERTOWN HEALTH CENTER	WATERTOWN	Nursing Facility	91%	In Compliance
WATERVIEW LODGE LLC, REHABILITATION & HEALTHCARE	ASHLAND	Nursing Facility	100%	In Compliance

Note: The figures presented in this publication were self-reported by nursing facilities and rest homes. Facilities were also required to submit a signed attestation form certifying compliance with [MassHealth Nursing Facility Bulletin 148](#) or [DPH Guidance for Rest Home Surveillance Testing](#). See these documents for more information on the period over which testing occurred and how staff counts were reported.



Long Term Care Staff Re-Baseline Testing

Facility Name	City/Town	Facility Type	Percent of Staff Tested	Staff Testing Status
WEBSTER MANOR REHABILITATION & HEALTH CARE CENTER	WEBSTER	Nursing Facility	100%	In Compliance
WEBSTER PARK REHABILITATION AND HEALTHCARE CENTER	ROCKLAND	Nursing Facility	92%	In Compliance
WEDGEMERE HEALTHCARE	TAUNTON	Nursing Facility	91%	In Compliance
WEST NEWTON HEALTHCARE	NEWTON	Nursing Facility	93%	In Compliance
WEST REVERE HEALTH CENTER	REVERE	Nursing Facility	91%	In Compliance
WEST ROXBURY HEALTH & REHABILITATION CENTER	BOSTON	Nursing Facility	98%	In Compliance
WEST SIDE HOUSE LTC FACILITY	WORCESTER	Nursing Facility	93%	In Compliance
WESTBOROUGH HEALTHCARE	WESTBOROUGH	Nursing Facility	90%	In Compliance
WESTFIELD CENTER	WESTFIELD	Nursing Facility	97%	In Compliance
WESTFIELD GARDENS NURSING AND REHAB	WESTFIELD	Nursing Facility	100%	In Compliance
WESTFORD HOUSE	WESTFORD	Nursing Facility	99%	In Compliance
WHITTIER BRADFORD TRANSITIONAL CARE UNIT	HAVERHILL	Nursing Facility	100%	In Compliance
WHITTIER WESTBOROUGH TRANSITIONAL CARE UNIT	WESTBOROUGH	Nursing Facility	100%	In Compliance
WILLIAMSTOWN COMMONS NURSING & REHAB	WILLIAMSTOWN	Nursing Facility	98%	In Compliance
WILLIMANSETT CENTER EAST	CHICOPEE	Nursing Facility	98%	In Compliance
WILLIMANSETT CENTER WEST	CHICOPEE	Nursing Facility	94%	In Compliance
WILLOW MANOR	LOWELL	Nursing Facility	94%	In Compliance
WILMINGTON REHAB CENTER	WILMINGTON	Nursing Facility	92%	In Compliance
WINCHESTER NURSING CENTER, INC	WINCHESTER	Nursing Facility	98%	In Compliance
WINDSOR NURSING & RETIREMENT HOME	YARMOUTH	Nursing Facility	92%	In Compliance
WINGATE AT CHESTNUT HILL	BROOKLINE	Nursing Facility	100%	In Compliance
WINGATE AT HARWICH	HARWICH	Nursing Facility	95%	In Compliance
WINGATE AT HAVERHILL	HAVERHILL	Nursing Facility	100%	In Compliance
WINGATE AT NEEDHAM	NEEDHAM	Nursing Facility	100%	In Compliance
WINGATE AT NORTON	NORTON	Nursing Facility	99%	In Compliance
WINGATE AT SHARON	SHARON	Nursing Facility	98%	In Compliance
WINGATE AT SILVER LAKE	KINGSTON	Nursing Facility	100%	In Compliance
WINGATE AT WESTON	WESTON	Nursing Facility	100%	In Compliance

Note: The figures presented in this publication were self-reported by nursing facilities and rest homes. Facilities were also required to submit a signed attestation form certifying compliance with [MassHealth Nursing Facility Bulletin 148](#) or [DPH Guidance for Rest Home Surveillance Testing](#). See these documents for more information on the period over which testing occurred and how staff counts were reported.



Long Term Care Staff Re-Baseline Testing

Facility Name	City/Town	Facility Type	Percent of Staff Tested	Staff Testing Status
WOBURN NURSING CENTER, INC	WOBURN	Nursing Facility	93%	In Compliance
WORCESTER HEALTH CENTER	WORCESTER	Nursing Facility	96%	In Compliance
WORCESTER REHABILITATION & HEALTH CARE CENTER	WORCESTER	Nursing Facility	96%	In Compliance
ALLIANCE HEALTH AT MARIE ESTHER	MARLBOROUGH	Nursing Facility/Rest Home	100%	In Compliance
BERKELEY RETIREMENT HOME	LAWRENCE	Nursing Facility/Rest Home	96%	In Compliance
BETHANY SKILLED NURSING FACILITY	FRAMINGHAM	Nursing Facility/Rest Home	99%	In Compliance
CAMPION HEALTH & WELLNESS, INC	WESTON	Nursing Facility/Rest Home	97%	In Compliance
CARLETON-WILLARD VILLAGE RETIREMENT & NURSING CTR	BEDFORD	Nursing Facility/Rest Home	99%	In Compliance
HANNAH B G SHAW HOME FOR THE AGED	MIDDLEBOROUGH	Nursing Facility/Rest Home	100%	In Compliance
JEANNE JUGAN RESIDENCE	SOMERVILLE	Nursing Facility/Rest Home	98%	In Compliance
LAKEVIEW HOUSE SKLD NRSG AND RESIDENTIAL CARE FAC	HAVERHILL	Nursing Facility/Rest Home	96%	In Compliance
LINDEN PONDS	HINGHAM	Nursing Facility/Rest Home	100%	In Compliance
LUTHERAN REHABILITATION & SKILLED CARE CENTER	WORCESTER	Nursing Facility/Rest Home	100%	In Compliance
MARIAN MANOR	BOSTON	Nursing Facility/Rest Home	94%	In Compliance
NEW ENGLAND HOMES FOR THE DEAF, INC	DANVERS	Nursing Facility/Rest Home	97%	In Compliance
OVERLOOK MASONIC HEALTH CENTER	CHARLTON	Nursing Facility/Rest Home	96%	In Compliance
RIVERCREST LONG TERM CARE	CONCORD	Nursing Facility/Rest Home	100%	In Compliance

Note: The figures presented in this publication were self-reported by nursing facilities and rest homes. Facilities were also required to submit a signed attestation form certifying compliance with [MassHealth Nursing Facility Bulletin 148](#) or [DPH Guidance for Rest Home Surveillance Testing](#). See these documents for more information on the period over which testing occurred and how staff counts were reported.



Long Term Care Staff Re-Baseline Testing

Facility Name	City/Town	Facility Type	Percent of Staff Tested	Staff Testing Status
ROYAL MEGANSETT NURSING & REHABILITATION	FALMOUTH	Nursing Facility/Rest Home	100%	In Compliance
ROYAL OF FAIRHAVEN NURSING CENTER	FAIRHAVEN	Nursing Facility/Rest Home	100%	In Compliance
WINDEMERE NURSING & REHAB CTR ON MARTHAS VINEYARD	OAK BLUFFS	Nursing Facility/Rest Home	100%	In Compliance
ANN'S REST HOME	DORCHESTER	Rest Home	100%	In Compliance
APPLEWOOD A HOME FOR ELDERLY	ATHOL	Rest Home	N/A	Did Not Report
BEAVEN KELLY HOME	HOLYOKE	Rest Home	100%	In Compliance
BROOK HAVEN ASSISTED CARE, INC.	WEST BROOKFIELD	Rest Home	90%	In Compliance
BURGOYNE REST HOME	BOSTON	Rest Home	100%	In Compliance
CALDWELL HOME - EXTENDED CARE	FITCHBURG	Rest Home	33%	Not In Compliance
CAPE WINDS REST HOME OF SANDWICH	SANDWICH	Rest Home	N/A	Did Not Report
CAPE WINDS RH OF HYANNIS	BARNSTABLE	Rest Home	N/A	Did Not Report
CHARLTON MANOR RH, INC.	CHARLTON	Rest Home	100%	In Compliance
CHILTON HOUSE REST HOME	PLYMOUTH	Rest Home	N/A	Did Not Report
CRESCENT MANOR REST HOME	GRAFTON	Rest Home	96%	In Compliance
CUSHING MANOR COMM.SUPP.FAC.,INC.	BOSTON	Rest Home	N/A	Did Not Report
DAGGETT-CRANDALL NEWCOMB HOME	NORTON	Rest Home	98%	In Compliance
DALTON REST HOME	WORCESTER	Rest Home	100%	In Compliance
DARTMOUTH MANOR REST HOME	DARTMOUTH	Rest Home	N/A	Did Not Report
DAUGHTERS OF ST. PAUL RESIDENTIAL CARE FACILITY	BOSTON	Rest Home	91%	In Compliance
DAVENPORT MEMORIAL HOME	MALDEN	Rest Home	82%	Not In Compliance
DODGE PARK REST HOME	WORCESTER	Rest Home	100%	In Compliance
DONNA KAY REST HOME	WORCESTER	Rest Home	100%	In Compliance
ELIZABETH CATHERINE REST HOME	WEYMOUTH	Rest Home	100%	In Compliance
ELLEN RICE REST HOME	SPRINGFIELD	Rest Home	N/A	Did Not Report
FAIRMOUNT REST HOME	HYDE PARK	Rest Home	100%	In Compliance
FITCH HOME, INC. (THE)	MELROSE	Rest Home	88%	Not In Compliance
FULLER HOUSE OF STONEHAM REST HOME	STONEHAM	Rest Home	95%	In Compliance
HALCYON HOUSE	METHUEN	Rest Home	91%	In Compliance

Note: The figures presented in this publication were self-reported by nursing facilities and rest homes. Facilities were also required to submit a signed attestation form certifying compliance with [MassHealth Nursing Facility Bulletin 148](#) or [DPH Guidance for Rest Home Surveillance Testing](#). See these documents for more information on the period over which testing occurred and how staff counts were reported.



Long Term Care Staff Re-Baseline Testing

Facility Name	City/Town	Facility Type	Percent of Staff Tested	Staff Testing Status
HALE-BARNARD CORPORATION	BOSTON	Rest Home	98%	In Compliance
HAVENWOOD REST HOME	NEW BEDFORD	Rest Home	92%	In Compliance
HILLSIDE REST HOME	AMESBURY	Rest Home	90%	In Compliance
HOME FOR AGED WOMEN-BROOKHOUSE	SALEM	Rest Home	100%	In Compliance
HOMESTEAD HALL	WORCESTER	Rest Home	90%	In Compliance
IVY HILL COURT, INC	HAVERHILL	Rest Home	N/A	Did Not Report
LABELLE'S REST HOME	SHELBURNE	Rest Home	100%	In Compliance
LATHROP HOME	NORTHAMPTON	Rest Home	96%	In Compliance
LELAND HOME	WALTHAM	Rest Home	100%	In Compliance
LINCOLN HILL MANOR	SPENCER	Rest Home	95%	In Compliance
LYNN HOME FOR ELDERLY PERSONS	LYNN	Rest Home	100%	In Compliance
LYNN SHORE REST HOME	LYNN	Rest Home	100%	In Compliance
MARILLAC RESIDENCE	WELLESLEY	Rest Home	96%	In Compliance
MILL POND REST HOME	ASHLAND	Rest Home	100%	In Compliance
MOUNT IDA REST HOME	NEWTON	Rest Home	100%	In Compliance
MT. PLEASANT HOME	BOSTON	Rest Home	95%	In Compliance
NEWBURYPORT SOCIETY - OF AGED MEN	NEWBURYPORT	Rest Home	90%	In Compliance
OASIS AT DODGE PARK	WORCESTER	Rest Home	100%	In Compliance
OOSTERMAN'S MELROSE REST HOME, INC	MELROSE	Rest Home	N/A	Did Not Report
PENNY LANE	FITCHBURG	Rest Home	100%	In Compliance
PETTEE HOUSE	NEWTON	Rest Home	100%	In Compliance
PLEASANT ACRES REST HOME LLC	WORCESTER	Rest Home	100%	In Compliance
PLEASANT STREET REST HOME	ATTLEBORO	Rest Home	N/A	Did Not Report
POND HOME	WRENTHAM	Rest Home	99%	In Compliance
PROVIDENCE HOUSE	NA	Rest Home	N/A	Did Not Report
RIVER VALLEY REST HOME	NORTHAMPTON	Rest Home	100%	In Compliance
ROCKRIDGE/LAUREL PARK	NORTHAMPTON	Rest Home	98%	In Compliance
ROSEWOOD MANOR REST HOME	HARWICH	Rest Home	95%	In Compliance
SAINT LUKE'S HOME	SPRINGFIELD	Rest Home	100%	In Compliance
SERENITY REST HOME, LLC	MIDDLEBOROUGH	Rest Home	100%	In Compliance

Note: The figures presented in this publication were self-reported by nursing facilities and rest homes. Facilities were also required to submit a signed attestation form certifying compliance with [MassHealth Nursing Facility Bulletin 148](#) or [DPH Guidance for Rest Home Surveillance Testing](#). See these documents for more information on the period over which testing occurred and how staff counts were reported.



Long Term Care Staff Re-Baseline Testing

Facility Name	City/Town	Facility Type	Percent of Staff Tested	Staff Testing Status
SETH MANN 2ND HME FOR AGED/INFI WOM	RANDOLPH	Rest Home	0%	Not In Compliance
SOPHIA SNOW HOUSE, INC.	BOSTON	Rest Home	96%	In Compliance
ST. CHRETIENNE RETIREMENT RES.	MARLBOROUGH	Rest Home	88%	Not In Compliance
ST. JOSEPH'S ABBEY RES.CARE FAC INC.	SPENCER	Rest Home	N/A	Did Not Report
ST. JULIE BILLIART RES. CARE CTR.	IPSWICH	Rest Home	96%	In Compliance
THE GERMAN HOME	LAWRENCE	Rest Home	95%	In Compliance
THE WILLOWS AT WORCESTER	WORCESTER	Rest Home	100%	In Compliance
VILLAGE R.H. 2 OF BROCKTON	BROCKTON	Rest Home	100%	In Compliance
VILLAGE REST HOME OF EASTON	EASTON	Rest Home	100%	In Compliance
VILLAGE REST HOME OF LEOMINSTER	LEOMINSTER	Rest Home	86%	Not In Compliance
WESTVIEW REST HOME	EAST BRIDGEWATER	Rest Home	100%	In Compliance
WILLOWBROOK MANOR REST HOME	MILLIS	Rest Home	100%	In Compliance
WINTER HILL REST HOME	WORCESTER	Rest Home	100%	In Compliance

Note: The figures presented in this publication were self-reported by nursing facilities and rest homes. Facilities were also required to submit a signed attestation form certifying compliance with [MassHealth Nursing Facility Bulletin 148](#) or [DPH Guidance for Rest Home Surveillance Testing](#). See these documents for more information on the period over which testing occurred and how staff counts were reported.



Nursing Facilities Clinical Audits

- On, April 27th the Commonwealth announced a COVID-19 Nursing Facility Accountability and Support Program. The program is predicated on clinical audits every two weeks **based on a [28-point Infection Control Checklist](#)**.
- The 28 point infection control checklist was developed in accordance federal and state guidelines. Audits are completed by licensed nurses and clinical staff trained in infection control.
- The bi-weekly report depicts how each facility has scored on their audits.**
- Based on a facility’s score on the 28-point checklist, each facility is rated:
 - Green “In Adherence”** and scored at least a 24 out of 28
 - Yellow “In Adherence but warrants reinspection”** and scored at least 20 out of 28
 - Red “Not in Adherence”** and scored under 20 and/or **missed at least one of six core competencies**
- All facilities have been audited *at least* twice
- While this is the fourth and final round of audits under the Accountability and Supports program, **Massachusetts will continue to regularly survey and audit nursing homes to ensure compliance with infection control and quality standards**

		Round 1	Round 2	Round 3	Round 4
Audit Results (through 6/30)	Total audits completed	360	230	243	172
	Total facilities in adherence	228	180	221	152
	Total facilities in adherence but warrant reinspection	0	1	1	0
	Total facilities not in adherence				
	- Facilities with score >20 but missed core competency	119	49	21	20
	- Facilities with score <20	13	0	0	0
Percentage of facilities not in adherence		37%	14%	6%	6%

* Round 4 audits were conducted at facilities that (1) are found to be “Not in Adherence” or “In Adherence but Warrants Reinspection” in Round 2 (2) have *historic infection control or quality issues*, and/or (3) are randomly selected for an audit

Nursing Facility Audit Survey Results
 Audit Periods 1, 2, 3, & 4, Date of Audit through 6/26/2020

Facility Name	City/Town	Audit Period	Overall Audit Determination	Reason For Non Adherence	Score
ABERJONA NURSING CENTER, INC.	WINCHESTER	1	In adherence	NA	28
		3	In adherence	NA	28
ACADEMY MANOR	ANDOVER	1	Not in adherence	Core Competencies	26
		2	In adherence	NA	28
		4	In adherence	NA	26
ADVINIA CARE AT PROVINCETOWN	PROVINCETOWN	1	Not in adherence	Core Competencies	26
		2	In adherence	NA	28
		3	In adherence	NA	28
		4	Not in adherence	Core Competencies	26
ADVOCATE HEALTHCARE OF EAST BOSTON	BOSTON	1	In adherence	NA	26
		3	In adherence	NA	28
AGAWAM HEALTHCARE	AGAWAM	1	Not in adherence	Core Competencies	27
		2	In adherence	NA	28
		3	In adherence	NA	28
		4	In adherence	NA	28
ALDEN COURT NURSING CARE & REHAB CTR	FAIRHAVEN	1	Not in adherence	Core Competencies	27
		2	In adherence	NA	28
		4	In adherence	NA	28
ALLIANCE HEALTH AT ABBOTT	LYNN	1	In adherence	NA	26
		2	In adherence	NA	28
ALLIANCE HEALTH AT BALDWINVILLE	TEMPLETON	1	In adherence	NA	28
		2	In adherence	NA	28
ALLIANCE HEALTH AT BRAINTREE	BRAINTREE	1	In adherence	NA	28
		3	In adherence	NA	28
ALLIANCE HEALTH AT DEVEREUX	MARBLEHEAD	1	In adherence	NA	27
		3	In adherence	NA	28
ALLIANCE HEALTH AT MARIE ESTHER	MARLBOROUGH	1	In adherence	NA	28
		2	In adherence	NA	28
		3	In adherence	NA	28
		4	In adherence	NA	28
ALLIANCE HEALTH AT MARINA BAY	QUINCY	1	Not in adherence	Core Competencies	27
		2	In adherence	NA	28
		4	In adherence	NA	28
ALLIANCE HEALTH AT ROSEWOOD	PEABODY	1	In adherence	NA	28
		3	In adherence	NA	27

Each facility is subject to at least two infection control audits over the months of May and June 2020; facilities are audited more frequently if they (1) are found to be “Not in Adherence” or “In Adherence but Warrants Reinspection” in a given audit, (2) have historic infection control or quality issues, and/or (3) are randomly selected for an audit

* Facility refused entry of EOHHS employees or contractors, or did not fully cooperate or comply with an audit

Nursing Facility Audit Survey Results
 Audit Periods 1, 2, 3, & 4, Date of Audit through 6/26/2020

Facility Name	City/Town	Audit Period	Overall Audit Determination	Reason For Non Adherence	Score
ALLIANCE HEALTH AT WEST ACRES	BROCKTON	1	In adherence	NA	28
		2	Not in adherence	Core Competencies	27
		3	In adherence	NA	28
APPLE VALLEY CENTER	AYER	1	Not in adherence	Core Competencies	27
		2	In adherence	NA	28
		4	In adherence	NA	28
ARMENIAN NURSING & REHAB. CTR.	BOSTON	1	In adherence	NA	26
		3	In adherence	NA	28
ATTLEBORO HEALTHCARE	ATTLEBORO	1	Not in adherence	Core Competencies	26
		2	In adherence	NA	26
		4	In adherence	NA	28
BAKER KATZ SKILLED NURSING & REHAB CTR	HAVERHILL	1	In adherence	NA	25
		2	In adherence	NA	28
BAYPATH AT DUXBURY NURSING & REHAB	DUXBURY	1	In adherence	NA	27
		2	Not in adherence	Core Competencies	26
		3	In adherence	NA	28
BAYPOINTE REHAB CENTER	BROCKTON	1	Not in adherence	Core Competencies	23
		2	Not in adherence	Core Competencies	27
		3	In adherence	NA	28
BEAR HILL HEALTHCARE AND REHABILITATION CENTER	STONEHAM	1	Not in adherence	Core Competencies	21
		2	In adherence	NA	27
		3	In adherence	NA	28
		4	In adherence	NA	28
BEAR MOUNTAIN AT ANDOVER	ANDOVER	1	In adherence	NA	27
		2	In adherence	NA	28
		3	In adherence	NA	28
		4	In adherence	NA	28
BEAR MOUNTAIN AT READING	READING	1	In adherence	NA	28
		3	In adherence	NA	28
BEAR MOUNTAIN AT SUDBURY	SUDBURY	1	Not in adherence	Core Competencies and Total Score	13
		2	Not in adherence	Core Competencies	22
		3	In adherence	NA	28
		4	In adherence	NA	28
BEAR MOUNTAIN AT WEST SPRINGFIELD	WEST SPRINGFIELD	1	In adherence	NA	26
		2	In adherence	NA	28

Each facility is subject to at least two infection control audits over the months of May and June 2020; facilities are audited more frequently if they (1) are found to be “Not in Adherence” or “In Adherence but Warrants Reinspection” in a given audit, (2) have historic infection control or quality issues, and/or (3) are randomly selected for an audit

* Facility refused entry of EOHHS employees or contractors, or did not fully cooperate or comply with an audit

Nursing Facility Audit Survey Results
 Audit Periods 1, 2, 3, & 4, Date of Audit through 6/26/2020

Facility Name	City/Town	Audit Period	Overall Audit Determination	Reason For Non Adherence	Score
BEAR MOUNTAIN AT WEST SPRINGFIELD	WEST SPRINGFIELD	3	In adherence	NA	27
		4	In adherence	NA	28
BEAR MOUNTAIN AT WORCESTER	WORCESTER	1	Not in adherence	Core Competencies	23
		2	In adherence	NA	28
		4	In adherence	NA	28
BEAUMONT REHAB & SKD NATICK	NATICK	1	In adherence	NA	28
		2	In adherence	NA	28
BEAUMONT REHAB & SKD NORTHBOROUGH	NORTHBOROUGH	1	Not in adherence	Core Competencies	22
		2	In adherence	NA	28
		4	In adherence	NA	28
BEAUMONT REHAB & SKD NORTHBRIDGE	NORTHBRIDGE	1	Not in adherence	Core Competencies	25
		2	In adherence	NA	28
		4	In adherence	NA	27
BEAUMONT REHAB & SKD WESTBOROUGH	WESTBOROUGH	1	In adherence	NA	28
		3	In adherence	NA	28
BELMONT MANOR NURSING HOME	BELMONT	1	Not in adherence	Core Competencies	26
		2	In adherence	NA	28
		4	In adherence	NA	26
BELVIDERE HEALTHCARE CENTER	LOWELL	1	Not in adherence	Core Competencies	24
		2	In adherence	NA	28
		4	In adherence	NA	26
BENJAMIN HEALTHCARE CENTER	BOSTON	1	In adherence	NA	24
		3	In adherence	NA	28
BERKELEY RETIREMENT HOME	LAWRENCE	1	In adherence	NA	27
		2	In adherence	NA	27
BERKSHIRE REHABILITATION & SKILLED CARE CENTER	SANDISFIELD	1	Not in adherence	Core Competencies	27
		2	In adherence	NA	28
		4	In adherence	NA	27
BETHANY SKILLED NURSING FACILITY	FRAMINGHAM	1	In adherence	NA	26
		3	In adherence	NA	28
BLAIRE HOUSE LTCF MILFORD	MILFORD	1	In adherence	NA	27
		3	In adherence	NA	28
BLAIRE HOUSE LTCF TEWKSBURY	TEWKSBURY	1	Not in adherence	Core Competencies and Total Score	19
		2	Not in adherence	Core Competencies	26
		3	In adherence	NA	28

Each facility is subject to at least two infection control audits over the months of May and June 2020; facilities are audited more frequently if they (1) are found to be “Not in Adherence” or “In Adherence but Warrants Reinspection” in a given audit, (2) have historic infection control or quality issues, and/or (3) are randomly selected for an audit

* Facility refused entry of EOHHS employees or contractors, or did not fully cooperate or comply with an audit

Nursing Facility Audit Survey Results
 Audit Periods 1, 2, 3, & 4, Date of Audit through 6/26/2020

Facility Name	City/Town	Audit Period	Overall Audit Determination	Reason For Non Adherence	Score
BLAIRE HOUSE LTCF TEWKSBURY	TEWKSBURY	4	In adherence	NA	28
BLAIRE HOUSE LTCF WORCESTER	WORCESTER	1	Not in adherence	Core Competencies	24
		2	In adherence	NA	28
		4	In adherence	NA	28
BLUE HILLS HEALTH & REHAB	STOUGHTON	1	Not in adherence	Core Competencies	22
		2	Not in adherence	Core Competencies	27
		3	In adherence	NA	28
BLUEBERRY HILL REHAB & HEALTHCARE CTR	BEVERLY	1	In adherence	NA	27
		2	In adherence	NA	28
		3	In adherence	NA	28
		4	In adherence	NA	28
BOSTON HOME	BOSTON	1	In adherence	NA	28
		3	In adherence	NA	28
BOSTONIAN NURSING CARE & REHABILITATION CTR, THE	BOSTON	1	Not in adherence	Core Competencies	27
		2	In adherence	NA	28
		4	In adherence	NA	28
BOURNE MANOR EXT CARE FACILITY	BOURNE	1	In adherence	NA	24
		3	In adherence	NA	28
BRAINTREE MANOR HEALTHCARE	BRAINTREE	1	In adherence	NA	25
		3	In adherence	NA	28
BRANDON WOODS OF DARTMOUTH	DARTMOUTH	1	Not in adherence	Core Competencies	27
		2	Not in adherence	Core Competencies	26
		3	In adherence	NA	28
		4	Not in adherence	Core Competencies	24
BRANDON WOODS OF NEW BEDFORD	NEW BEDFORD	1	In adherence	NA	25
		2	Not in adherence	Core Competencies	22
		3	In adherence	NA	28
BRENTWOOD REHAB & HEALTHCARE CTR	DANVERS	1	Not in adherence	Core Competencies	22
		2	In adherence	NA	28
		3	In adherence	NA	28
		4	In adherence	NA	28
BRIARWOOD REHAB & HEALTHCARE CTR	NEEDHAM	1	In adherence	NA	28
		2	In adherence	NA	27
		3	In adherence	NA	28
		4	In adherence	NA	28

Each facility is subject to at least two infection control audits over the months of May and June 2020; facilities are audited more frequently if they (1) are found to be “Not in Adherence” or “In Adherence but Warrants Reinspection” in a given audit, (2) have historic infection control or quality issues, and/or (3) are randomly selected for an audit

* Facility refused entry of EOHHS employees or contractors, or did not fully cooperate or comply with an audit

Nursing Facility Audit Survey Results
 Audit Periods 1, 2, 3, & 4, Date of Audit through 6/26/2020

Facility Name	City/Town	Audit Period	Overall Audit Determination	Reason For Non Adherence	Score
BRIDGEWATER NURSING HOME	BRIDGEWATER	1	Not in adherence	Core Competencies	21
		2	In adherence	NA	27
		4	In adherence	NA	27
BRIGHAM HEALTH & REHAB CENTER LLC	Null	1	In adherence	NA	28
		3	In adherence	NA	28
BRIGHTON HOUSE REHAB & NURSING CTR	BOSTON	1	In adherence	NA	28
		3	In adherence	NA	28
BROCKTON HEALTH CENTER	BROCKTON	1	Not in adherence	Core Competencies	25
		2	Not in adherence	Core Competencies	26
		3	Not in adherence	Core Competencies	26
		4	In adherence	NA	28
BROOKSIDE REHAB & HEALTHCARE CENTER	WEBSTER	1	In adherence	NA	27
		2	In adherence	NA	27
		3	In adherence	NA	27
		4	In adherence	NA	26
BRUSH HILL CARE CENTER	MILTON	1	Not in adherence	Core Competencies	26
		2	Not in adherence	Core Competencies	23
		3	In adherence	NA	28
BUCKLEY-GREENFIELD HEALTHCARE CTR	GREENFIELD	1	In adherence	NA	28
		2	In adherence	NA	27
CAMBRIDGE REHAB & NURSING CTR	CAMBRIDGE	1	Not in adherence	Core Competencies	27
		2	In adherence	NA	28
		4	In adherence	NA	28
CAMPION HEALTH & WELLNESS, INC	WESTON	1	In adherence	NA	26
		3	In adherence	NA	28
CAPE HERITAGE REHAB & HLTH CARE CTR	SANDWICH	1	In adherence	NA	27
		3	In adherence	NA	28
CAPE REGENCY REHAB & HLTH CARE CTR	BARNSTABLE	1	In adherence	NA	27
		3	In adherence	NA	26
CARDIGAN NURSING & REHABILITATION CTR	SCITUATE	1	In adherence	NA	27
		2	Not in adherence	Core Competencies	27
		3	In adherence	NA	28
		4	Not in adherence	Core Competencies	26
CARE ONE AT BROOKLINE	BROOKLINE	1	In adherence	NA	28
		3	In adherence	NA	28

Each facility is subject to at least two infection control audits over the months of May and June 2020; facilities are audited more frequently if they (1) are found to be “Not in Adherence” or “In Adherence but Warrants Reinspection” in a given audit, (2) have historic infection control or quality issues, and/or (3) are randomly selected for an audit

* Facility refused entry of EOHHS employees or contractors, or did not fully cooperate or comply with an audit

Nursing Facility Audit Survey Results
 Audit Periods 1, 2, 3, & 4, Date of Audit through 6/26/2020

Facility Name	City/Town	Audit Period	Overall Audit Determination	Reason For Non Adherence	Score
CARE ONE AT CONCORD	CONCORD	1	Not in adherence	Core Competencies	26
		2	In adherence	NA	28
		4	In adherence	NA	28
CARE ONE AT ESSEX PARK	BEVERLY	1	In adherence	NA	26
		3	In adherence	NA	28
CARE ONE AT HOLYOKE	HOLYOKE	1	Not in adherence	Core Competencies	26
		2	In adherence	NA	28
		4	In adherence	NA	28
CARE ONE AT LEXINGTON	LEXINGTON	1	In adherence	NA	27
		3	In adherence	NA	28
CARE ONE AT LOWELL	LOWELL	1	Not in adherence	Core Competencies and Total Score	18
		2	In adherence	NA	28
		4	In adherence	NA	28
CARE ONE AT MILLBURY	MILLBURY	1	In adherence	NA	28
		3	In adherence	NA	28
CARE ONE AT NEW BEDFORD	NEW BEDFORD	1	In adherence	NA	25
		2	Not in adherence	Core Competencies	22
		3	Not in adherence	Core Competencies	24
		4	Not in adherence	Core Competencies	27
CARE ONE AT NEWTON	NEWTON	1	In adherence	NA	27
		3	In adherence	NA	28
CARE ONE AT NORTHAMPTON	NORTHAMPTON	1	In adherence	NA	27
		3	In adherence	NA	28
CARE ONE AT PEABODY	PEABODY	1	Not in adherence	Core Competencies	25
		2	In adherence	NA	28
		4	In adherence	NA	28
CARE ONE AT RANDOLPH	RANDOLPH	1	Not in adherence	Core Competencies	21
		2	In adherence	NA	28
		4	In adherence	NA	28
CARE ONE AT REDSTONE	EAST LONGMEADOW	1	In adherence	NA	27
		2	In adherence	NA	28
CARE ONE AT WEYMOUTH	WEYMOUTH	1	In adherence	NA	28
		3	In adherence	NA	28
CARE ONE AT WILMINGTON	WILMINGTON	1	In adherence	NA	27
		3	In adherence	NA	28

Each facility is subject to at least two infection control audits over the months of May and June 2020; facilities are audited more frequently if they (1) are found to be “Not in Adherence” or “In Adherence but Warrants Reinspection” in a given audit, (2) have historic infection control or quality issues, and/or (3) are randomly selected for an audit

* Facility refused entry of EOHHS employees or contractors, or did not fully cooperate or comply with an audit

Nursing Facility Audit Survey Results
 Audit Periods 1, 2, 3, & 4, Date of Audit through 6/26/2020

Facility Name	City/Town	Audit Period	Overall Audit Determination	Reason For Non Adherence	Score
CARLETON-WILLARD VILLAGE RETIREMENT &NURSING CTR	BEDFORD	1	In adherence	NA	24
		3	In adherence	NA	28
CARLYLE HOUSE	FRAMINGHAM	1	In adherence	NA	28
		3	In adherence	NA	28
CARVALHO GROVE HEALTH AND REHABILITATION CENTER	FALL RIVER	1	In adherence	NA	28
		3	In adherence	NA	28
CASA DE RAMANA REHABILITATION CENTER	FRAMINGHAM	1	In adherence	NA	28
		2	In adherence	NA	28
		3	Not in adherence	Core Competencies	27
		4	In adherence	NA	27
CATHOLIC MEMORIAL HOME	FALL RIVER	1	In adherence	NA	28
		3	In adherence	NA	28
CEDAR VIEW REHAB &HEALTHCARE CTR	METHUEN	1	In adherence	NA	25
		3	In adherence	NA	28
CEDARWOOD GARDENS	FRANKLIN	1	In adherence	NA	28
		2	In adherence	NA	28
		3	In adherence	NA	28
		4	In adherence	NA	28
CENTER FOR EXTENDED CARE AT AMHERST	AMHERST	1	In adherence	NA	28
		2	In adherence	NA	28
		3	In adherence	NA	28
		4	In adherence	NA	28
CHAPIN CENTER	SPRINGFIELD	1	In adherence	NA	28
		2	In adherence	NA	28
		3	In adherence	NA	28
		4	In adherence	NA	28
CHARLENE MANOR EXT. CARE FAC.	GREENFIELD	1	In adherence	NA	28
		2	In adherence	NA	28
CHESTNUT HILL OF EAST LONGMEADOW	EAST LONGMEADOW	1	In adherence	NA	28
		3	In adherence	NA	28
CHESTNUT WOODS REHAB &HEALTHCARE CTR	SAUGUS	1	Not in adherence	Core Competencies	23
		2	In adherence	NA	27
		4	Not in adherence	Core Competencies	26
CHETWYNDE HEALTHCARE	NEWTON	1	In adherence	NA	25
		3	In adherence	NA	28

Each facility is subject to at least two infection control audits over the months of May and June 2020; facilities are audited more frequently if they (1) are found to be “Not in Adherence” or “In Adherence but Warrants Reinspection” in a given audit, (2) have historic infection control or quality issues, and/or (3) are randomly selected for an audit

* Facility refused entry of EOHHS employees or contractors, or did not fully cooperate or comply with an audit

Nursing Facility Audit Survey Results
 Audit Periods 1, 2, 3, & 4, Date of Audit through 6/26/2020

Facility Name	City/Town	Audit Period	Overall Audit Determination	Reason For Non Adherence	Score
CHICOPEE REHABILITATION AND NURSING CENTER	CHICOPEE	1	In adherence	NA	27
		2	In adherence	NA	28
CHRISTOPHER HOUSE OF WORCESTER	WORCESTER	1	In adherence	NA	28
		3	In adherence	NA	27
CLIFTON REHABILITATIVE NURG. CTR	SOMERSET	1	In adherence	NA	26
		2	In adherence	NA	28
COLEMAN HOUSE	NORTHBOROUGH	1	In adherence	NA	27
		2	In adherence	NA	27
COLONY CENTER HEALTH & REHAB	ABINGTON	1	In adherence	NA	27
		2	In adherence	NA	28
		3	In adherence	NA	28
		4	In adherence	NA	28
CONTINUING CARE II AT BROOKSBY VILLAGE	PEABODY	1	In adherence	NA	26
		3	In adherence	NA	28
COPLEY AT STOUGHTON NURG.CARE CTR	STOUGHTON	1	Not in adherence	Core Competencies	22
		2	In adherence	NA	27
		4	Not in adherence	Core Competencies	25
COUNTRY CENTER FOR HEALTH & REHAB	NEWBURYPORT	1	In adherence	NA	28
		2	In adherence	NA	28
		3	In adherence	NA	28
		4	In adherence	NA	28
COUNTRY GARDENS HEALTH &REHAB CENTER	SWANSEA	1	Not in adherence	Core Competencies	25
		2	In adherence	NA	28
		4	Not in adherence	Core Competencies	26
COUNTRYSIDE HEALTH CARE OF MILFORD	MILFORD	1	In adherence	NA	28
		3	In adherence	NA	28
COURTYARD NURSING CARE CENTER	MEDFORD	1	Not in adherence	Core Competencies	27
		2	In adherence	NA	28
		4	In adherence	NA	28
CRANEVILLE PLACE AT DALTON	DALTON	1	In adherence	NA	27
		3	In adherence	NA	28
D'YOUVILLE SENIOR CARE	LOWELL	1	Not in adherence	Core Competencies	24
		2	In adherence	NA	27
		4	In adherence	NA	28
DAY BROOK VILLAGE SENIOR LIVING	HOLYOKE	1	In adherence	NA	28

Each facility is subject to at least two infection control audits over the months of May and June 2020; facilities are audited more frequently if they (1) are found to be “Not in Adherence” or “In Adherence but Warrants Reinspection” in a given audit, (2) have historic infection control or quality issues, and/or (3) are randomly selected for an audit

* Facility refused entry of EOHHS employees or contractors, or did not fully cooperate or comply with an audit

Nursing Facility Audit Survey Results
 Audit Periods 1, 2, 3, & 4, Date of Audit through 6/26/2020

Facility Name	City/Town	Audit Period	Overall Audit Determination	Reason For Non Adherence	Score
DAY BROOK VILLAGE SENIOR LIVING	HOLYOKE	3	In adherence	NA	28
DEDHAM HEALTHCARE	DEDHAM	1	Not in adherence	Core Competencies	25
		2	Not in adherence	Core Competencies	24
		3	In adherence	NA	28
		4	In adherence	NA	27
DEN-MAR HEALTH AND REHABILITATION CENTER	ROCKPORT	1	Not in adherence	Core Competencies	26
		2	Not in adherence	Core Competencies	23
		3	In adherence	NA	28
DEXTER HOUSE HEALTHCARE	MALDEN	1	In adherence	NA	28
		2	In adherence	NA	28
		3	In adherence	NA	28
		4	In adherence	NA	28
DWYER HOME	WEYMOUTH	1	In adherence	NA	28
		2	In adherence	NA	25
EAST LONGMEADOW SKILLED NURSING CENTER	EAST LONGMEADOW	1	In adherence	NA	26
		2	In adherence	NA	28
EASTPOINTE REHAB CENTER	CHELSEA	1	Not in adherence	Core Competencies	25
		2	In adherence	NA	28
		4	In adherence	NA	28
ELAINE CENTER AT HADLEY	HADLEY	1	In adherence	NA	27
		3	In adherence	NA	28
ELIOT CENTER FOR HEALTH & REHABILITATION	NATICK	1	In adherence	NA	28
		2	In adherence	NA	27
		3	In adherence	NA	28
		4	In adherence	NA	28
ELIZABETH SETON	WELLESLEY	1	In adherence	NA	28
		3	In adherence	NA	27
ELLIS NURSING HOME (THE)	NORWOOD	1	Not in adherence	Core Competencies	23
		2	In adherence	NA	28
		4	In adherence	NA	28
FAIRHAVEN HEALTHCARE CENTER	LOWELL	1	Not in adherence	Core Competencies	26
		2	Not in adherence	Core Competencies	26
		3	In adherence	NA	28
FAIRVIEW COMMONS NURSING & REHABILITATION CENTER	GREAT BARRINGTON	1	In adherence	NA	28
		2	In adherence	NA	28

Each facility is subject to at least two infection control audits over the months of May and June 2020; facilities are audited more frequently if they (1) are found to be “Not in Adherence” or “In Adherence but Warrants Reinspection” in a given audit, (2) have historic infection control or quality issues, and/or (3) are randomly selected for an audit

* Facility refused entry of EOHHS employees or contractors, or did not fully cooperate or comply with an audit

Nursing Facility Audit Survey Results
 Audit Periods 1, 2, 3, & 4, Date of Audit through 6/26/2020

Facility Name	City/Town	Audit Period	Overall Audit Determination	Reason For Non Adherence	Score
FAIRVIEW COMMONS NURSING &REHABILITATION CENTER	GREAT BARRINGTON	3	In adherence	NA	26
		4	In adherence	NA	28
FALL RIVER HEALTHCARE	FALL RIVER	1	Not in adherence	Core Competencies	27
		2	Not in adherence	Core Competencies	26
		3	In adherence	NA	28
FALL RIVER JEWISH HOME, INC	FALL RIVER	1	In adherence	NA	26
		3	Not in adherence	Core Competencies	25
		4	In adherence	NA	27
FARREN CARE CENTER	MONTAGUE	1	In adherence	NA	28
		3	In adherence	NA	28
FITCHBURG HEALTHCARE	FITCHBURG	1	In adherence	NA	28
		3	In adherence	NA	28
FITCHBURG REHABILITATION AND NURSING CENTER	FITCHBURG	1	In adherence	NA	28
		2	In adherence	NA	28
		3	In adherence	NA	28
		4	In adherence	NA	27
GARDEN PLACE HEALTHCARE	ATTLEBORO	1	In adherence	NA	28
		2	In adherence	NA	28
		3	In adherence	NA	28
		4	In adherence	NA	28
GARDNER REHABILITATION AND NURSING CENTER	GARDNER	1	Not in adherence	Core Competencies	21
		2	In adherence	NA	28
		4	Not in adherence	Core Competencies	27
GERMAN CENTER FOR EXTENDED CARE	BOSTON	1	Not in adherence	Core Competencies	27
		2	In adherence	NA	28
		4	In adherence	NA	28
GLEN RIDGE NURSING CARE CENTER	MEDFORD	1	Not in adherence	Core Competencies	26
		2	In adherence	NA	28
		4	In adherence	NA	28
GLOUCESTER HEALTHCARE	GLOUCESTER	1	Not in adherence	Core Competencies	25
		2	In adherence	NA	28
		4	In adherence	NA	28
GOVERNORS CENTER	WESTFIELD	1	Not in adherence	Core Competencies	27
		2	In adherence	NA	28
		3	In adherence	NA	28

Each facility is subject to at least two infection control audits over the months of May and June 2020; facilities are audited more frequently if they (1) are found to be “Not in Adherence” or “In Adherence but Warrants Reinspection” in a given audit, (2) have historic infection control or quality issues, and/or (3) are randomly selected for an audit

* Facility refused entry of EOHHS employees or contractors, or did not fully cooperate or comply with an audit

Nursing Facility Audit Survey Results
 Audit Periods 1, 2, 3, & 4, Date of Audit through 6/26/2020

Facility Name	City/Town	Audit Period	Overall Audit Determination	Reason For Non Adherence	Score
GOVERNORS CENTER	WESTFIELD	4	In adherence	NA	28
GREENWOOD NURSING &REHABILITATION CENTER	WAKEFIELD	1	In adherence	NA	27
		3	In adherence	NA	28
GUARDIAN CENTER (THE)	BROCKTON	1	Not in adherence	Core Competencies	20
		2	Not in adherence	Core Competencies	25
		3	In adherence	NA	28
HANCOCK PARK REHABILITATION AND NURSING CENTER	QUINCY	1	In adherence	NA	28
		3	In adherence	NA	28
HANNAH B G SHAW HOME FORTHE AGED	MIDDLEBOROUGH	1	In adherence	NA	27
		3	Not in adherence	Core Competencies	25
		4	In adherence	NA	28
HANNAH DUSTON HEALTHCARE CENTER	HAVERHILL	1	In adherence	NA	27
		3	Not in adherence	Core Competencies	25
		4	In adherence	NA	28
HARBOR HOUSE NURSING &REHABILITATION CENTER	HINGHAM	1	In adherence	NA	28
		3	In adherence	NA	28
HATHAWAY MANOR EXTENDED CARE	NEW BEDFORD	1	In adherence	NA	28
		3	Not in adherence	Core Competencies	26
		4	Not in adherence	Core Competencies	26
HATHORNE HILL	DANVERS	1	Not in adherence	Core Competencies	23
		2	In adherence	NA	27
		4	In adherence	NA	28
HEATHWOOD HEALTHCARE	NEWTON	1	In adherence	NA	28
		2	Not in adherence	Core Competencies	26
		3	In adherence	NA	28
		4	In adherence	NA	28
HELLENIC NURSING &REHABILITATION CENTER	CANTON	1	Not in adherence	Core Competencies	26
		2	Not in adherence	Core Competencies	26
		3	In adherence	NA	28
HERITAGE HALL EAST	AGAWAM	1	Not in adherence	Core Competencies	26
		2	In adherence	NA	26
		3	In adherence	NA	28
		4	In adherence	NA	28
HERITAGE HALL NORTH	AGAWAM	1	In adherence	NA	28
		2	In adherence	NA	28

Each facility is subject to at least two infection control audits over the months of May and June 2020; facilities are audited more frequently if they (1) are found to be “Not in Adherence” or “In Adherence but Warrants Reinspection” in a given audit, (2) have historic infection control or quality issues, and/or (3) are randomly selected for an audit

* Facility refused entry of EOHHS employees or contractors, or did not fully cooperate or comply with an audit

Nursing Facility Audit Survey Results
 Audit Periods 1, 2, 3, & 4, Date of Audit through 6/26/2020

Facility Name	City/Town	Audit Period	Overall Audit Determination	Reason For Non Adherence	Score
HERITAGE HALL NORTH	AGAWAM	3	In adherence	NA	28
		4	In adherence	NA	28
HERITAGE HALL SOUTH	AGAWAM	1	Not in adherence	Core Competencies	26
		2	In adherence	NA	28
		3	In adherence	NA	28
		4	In adherence	NA	28
HERITAGE HALL WEST	AGAWAM	1	Not in adherence	Core Competencies	24
		2	In adherence	NA	28
		4	In adherence	NA	28
HERMITAGE HEALTHCARE (THE)	WORCESTER	1	In adherence	NA	28
		2	Not in adherence	Core Competencies	24
		3	In adherence	NA	28
		4	In adherence	NA	28
HIGHLANDS, THE	FITCHBURG	1	Not in adherence	Core Competencies	26
		2	In adherence	NA	26
		4	In adherence	NA	28
HIGHVIEW OF NORTHAMPTON	NORTHAMPTON	1	In adherence	NA	27
		2	In adherence	NA	28
		3	Not in adherence	Core Competencies	27
		4	In adherence	NA	28
HILLCREST COMMONS NURSING &REHABILITATION CENTER	PITTSFIELD	1	In adherence	NA	28
		2	In adherence	NA	27
		3	In adherence	NA	28
		4	In adherence	NA	28
HOLDEN REHABILITATION &NURSING CENTER	HOLDEN	1	In adherence	NA	28
		2	In adherence	NA	28
		3	In adherence	NA	27
		4	In adherence	NA	28
HOLY TRINITY EASTERN ORTHODOX N &RCENTER	WORCESTER	1	In adherence	NA	28
		3	In adherence	NA	27
HOLYOKE HEALTHCARE CENTER	HOLYOKE	1	In adherence	NA	28
		2	In adherence	NA	28
HUNT NURSING &REHAB CENTER	DANVERS	1	Not in adherence	Core Competencies	24
		2	In adherence	NA	28
		4	In adherence	NA	28

Each facility is subject to at least two infection control audits over the months of May and June 2020; facilities are audited more frequently if they (1) are found to be “Not in Adherence” or “In Adherence but Warrants Reinspection” in a given audit, (2) have historic infection control or quality issues, and/or (3) are randomly selected for an audit

* Facility refused entry of EOHHS employees or contractors, or did not fully cooperate or comply with an audit

Nursing Facility Audit Survey Results
 Audit Periods 1, 2, 3, & 4, Date of Audit through 6/26/2020

Facility Name	City/Town	Audit Period	Overall Audit Determination	Reason For Non Adherence	Score
JEANNE JUGAN RESIDENCE	SOMERVILLE	1	In adherence	NA	25
		3	In adherence but warrants reinspe..	NA	23
		4	In adherence	NA	28
JEFFREY &SUSAN BRUDNICK CENTER FOR LIVING	PEABODY	1	In adherence	NA	28
		2	In adherence	NA	26
JESMOND NURSING HOME	NAHANT	1	Not in adherence	Core Competencies and Total Score	15
		2	In adherence	NA	28
		4	In adherence	NA	28
JEWISH HEALTHCARE CENTER	WORCESTER	1	In adherence	NA	28
		3	In adherence	NA	27
JML CARE CENTER INC	FALMOUTH	1	In adherence	NA	28
		2	Not in adherence	Core Competencies	27
		3	In adherence	NA	27
JOHN ADAMS HEALTHCARE CENTER	QUINCY	1	In adherence	NA	27
		3	In adherence	NA	28
JOHN SCOTT HOUSE NURSING &REHABILITATION CENTER	BRAINTREE	1	In adherence	NA	28
		3	In adherence	NA	28
JULIAN JLEVITT FAMILY NURSING HOME	LONGMEADOW	1	In adherence	NA	28
		2	In adherence	NA	28
		3	In adherence	NA	28
		4	In adherence	NA	28
KATZMAN FAMILY CENTER FOR LIVING	CHELSEA	1	In adherence	NA	28
		2	In adherence	NA	26
KEYSTONE CENTER	LEOMINSTER	1	In adherence	NA	28
		3	In adherence	NA	28
KIMBALL FARMS NURSING CARE CENTER	LENOX	1	Not in adherence	Core Competencies	24
		2	In adherence	NA	28
		4	In adherence	NA	28
KNOLLWOOD NURSING CENTER	WORCESTER	1	Not in adherence	Core Competencies	24
		2	In adherence	NA	28
		4	In adherence	NA	28
LAFAYETTE REHABILITATION &SKILLED NURSING FACILITY	MARBLEHEAD	1	Not in adherence	Core Competencies	25
		2	In adherence	NA	28
		4	In adherence	NA	28
LAKEVIEW HOUSE SKLD NRSG AND RESIDENTIAL CARE FAC	HAVERHILL	1	In adherence	NA	28

Each facility is subject to at least two infection control audits over the months of May and June 2020; facilities are audited more frequently if they (1) are found to be “Not in Adherence” or “In Adherence but Warrants Reinspection” in a given audit, (2) have historic infection control or quality issues, and/or (3) are randomly selected for an audit

* Facility refused entry of EOHHS employees or contractors, or did not fully cooperate or comply with an audit

Nursing Facility Audit Survey Results
 Audit Periods 1, 2, 3, & 4, Date of Audit through 6/26/2020

Facility Name	City/Town	Audit Period	Overall Audit Determination	Reason For Non Adherence	Score
LAKEVIEW HOUSE SKLD NRSG AND RESIDENTIAL CARE FAC LANESSA EXTENDED CARE	HAVERHILL	3	In adherence	NA	28
	WEBSTER	1	In adherence	NA	28
		3	In adherence	NA	28
LAUREL RIDGE REHAB AND SKILLED CARE CENTER	BOSTON	1	In adherence	NA	26
		3	In adherence	NA	27
LEDGEWOOD REHABILITATION &SKILLED NURSING CENTER	BEVERLY	1	In adherence	NA	28
		3	In adherence	NA	28
LEE HEALTHCARE	LEE	1	Not in adherence	Core Competencies	26
		2	In adherence	NA	28
		3	In adherence	NA	28
		4	In adherence	NA	28
LEONARD FLORENCE CENTER FOR LIVING	CHELSEA	1	In adherence	NA	28
		2	In adherence	NA	28
LIBERTY COMMONS	CHATHAM	1	In adherence	NA	27
		3	In adherence	NA	28
LIFE CARE CENTER OF ACTON	ACTON	1	Not in adherence	Core Competencies	22
		2	In adherence	NA	27
		4	In adherence	NA	28
LIFE CARE CENTER OF ATTLEBORO	ATTLEBORO	1	Not in adherence	Core Competencies	27
		2	In adherence	NA	28
		4	Not in adherence	Core Competencies	27
LIFE CARE CENTER OF AUBURN	AUBURN	1	In adherence	NA	27
		2	In adherence	NA	28
LIFE CARE CENTER OF LEOMINSTER	LEOMINSTER	1	Not in adherence	Core Competencies	26
		2	In adherence	NA	27
		4	In adherence	NA	27
LIFE CARE CENTER OF MERRIMACK VALLEY	BILLERICA	1	Not in adherence	Core Competencies	21
		2	In adherence	NA	28
		3	In adherence	NA	28
		4	In adherence	NA	28
LIFE CARE CENTER OF NASHOBA VALLEY	LITTLETON	1	In adherence	NA	26
		3	In adherence	NA	28
LIFE CARE CENTER OF PLYMOUTH	PLYMOUTH	1	In adherence	NA	28
		3	In adherence	NA	28
LIFE CARE CENTER OF RAYNHAM	RAYNHAM	1	In adherence	NA	26

Each facility is subject to at least two infection control audits over the months of May and June 2020; facilities are audited more frequently if they (1) are found to be “Not in Adherence” or “In Adherence but Warrants Reinspection” in a given audit, (2) have historic infection control or quality issues, and/or (3) are randomly selected for an audit

* Facility refused entry of EOHHS employees or contractors, or did not fully cooperate or comply with an audit

Nursing Facility Audit Survey Results
 Audit Periods 1, 2, 3, & 4, Date of Audit through 6/26/2020

Facility Name	City/Town	Audit Period	Overall Audit Determination	Reason For Non Adherence	Score
LIFE CARE CENTER OF RAYNHAM	RAYNHAM	3	In adherence	NA	28
LIFE CARE CENTER OF STONEHAM	STONEHAM	1	Not in adherence	Core Competencies	26
		2	In adherence	NA	28
		4	In adherence	NA	27
LIFE CARE CENTER OF THE NORTH SHORE	LYNN	1	In adherence	NA	27
		3	In adherence	NA	28
LIFE CARE CENTER OF THE SOUTH SHORE	SCITUATE	1	In adherence	NA	28
		3	In adherence	NA	28
LIFE CARE CENTER OF WEST BRIDGEWATER	WEST BRIDGEWATER	1	Not in adherence	Core Competencies	26
		2	Not in adherence	Core Competencies	25
		3	In adherence	NA	28
LIFE CARE CENTER OF WILBRAHAM	WILBRAHAM	1	Not in adherence	Core Competencies	26
		2	In adherence	NA	27
		4	In adherence	NA	28
LIGHTHOUSE NURSING CARE CENTER	REVERE	1	In adherence	NA	27
		2	In adherence	NA	27
LINDA MANOR EXTENDED CARE FACILITY	LEEDS	1	In adherence	NA	28
		3	In adherence	NA	28
LINDEN PONDS	HINGHAM	1	In adherence	NA	26
		3	In adherence	NA	28
LONGMEADOW OF TAUNTON	TAUNTON	1	In adherence	NA	28
		3	In adherence	NA	28
LOOMIS LAKESIDE AT REEDS LANDING	SPRINGFIELD	1	Not in adherence	Core Competencies	24
		2	In adherence	NA	26
		4	In adherence	NA	28
LUTHERAN REHABILITATION & SKILLED CARE CENTER	WORCESTER	1	Not in adherence	Core Competencies	27
		2	In adherence	NA	28
		4	In adherence	NA	28
LYDIA TAFT HOUSE	UXBRIDGE	1	Not in adherence	Core Competencies	26
		2	In adherence	NA	27
		3	In adherence	NA	28
		4	In adherence	NA	28
M I NURSING & RESTORATIVE CENTER	LAWRENCE	1	Not in adherence	Core Competencies and Total Score	18
		2	In adherence	NA	28
		3	In adherence	NA	28

Each facility is subject to at least two infection control audits over the months of May and June 2020; facilities are audited more frequently if they (1) are found to be “Not in Adherence” or “In Adherence but Warrants Reinspection” in a given audit, (2) have historic infection control or quality issues, and/or (3) are randomly selected for an audit

* Facility refused entry of EOHHS employees or contractors, or did not fully cooperate or comply with an audit

Nursing Facility Audit Survey Results
 Audit Periods 1, 2, 3, & 4, Date of Audit through 6/26/2020

Facility Name	City/Town	Audit Period	Overall Audit Determination	Reason For Non Adherence	Score
M I NURSING & RESTORATIVE CENTER	LAWRENCE	4	Not in adherence	Core Competencies	27
MADONNA MANOR NURSING HOME	NORTH ATTLEBORO	1	In adherence	NA	27
		2	In adherence	NA	28
MAPLES REHABILITATION & NURSING CENTER	WRENTHAM	1	In adherence	NA	26
		2	Not in adherence	Core Competencies	27
		3	Not in adherence	Core Competencies	23
		4	In adherence	NA	28
MAPLEWOOD REHAB AND NURSING	AMESBURY	1	In adherence	NA	28
		2	Not in adherence	Core Competencies	27
		3	In adherence	NA	28
		4	Not in adherence	Core Competencies	26
MARIAN MANOR	BOSTON	1	Not in adherence	Core Competencies	27
		2	Not in adherence	Core Competencies	27
		3	In adherence	NA	27
		4	In adherence	NA	28
MARIAN MANOR OF TAUNTON	TAUNTON	1	In adherence	NA	27
		3	In adherence	NA	28
MARISTHILL NURSING & REHABILITATION CENTER	WALTHAM	1	Not in adherence	Core Competencies	22
		2	Not in adherence	Core Competencies	22
		3	In adherence	NA	28
MARLBOROUGH HILLS REHABILITATION & HLTH CARE CTR	MARLBOROUGH	1	Not in adherence	Core Competencies	26
		2	In adherence	NA	28
		3	In adherence	NA	27
		4	In adherence	NA	27
MARY ANN MORSE NURSING & REHABILITATION	NATICK	1	In adherence	NA	28
		2	Not in adherence	Core Competencies	23
		3	In adherence	NA	28
MARY'S MEADOW AT PROVIDENCE PLACE	HOLYOKE	1	In adherence	NA	28
		2	In adherence	NA	28
MASCONOMET HEALTHCARE CENTER	TOPSFIELD	1	Not in adherence	Core Competencies	24
		2	In adherence	NA	28
		3	In adherence	NA	28
		4	In adherence	NA	28
MATTAPAN HEALTH & REHABILITATION CENTER	BOSTON	1	Not in adherence	Core Competencies	26
		2	Not in adherence	Core Competencies	26

Each facility is subject to at least two infection control audits over the months of May and June 2020; facilities are audited more frequently if they (1) are found to be “Not in Adherence” or “In Adherence but Warrants Reinspection” in a given audit, (2) have historic infection control or quality issues, and/or (3) are randomly selected for an audit

* Facility refused entry of EOHHS employees or contractors, or did not fully cooperate or comply with an audit

Nursing Facility Audit Survey Results
 Audit Periods 1, 2, 3, & 4, Date of Audit through 6/26/2020

Facility Name	City/Town	Audit Period	Overall Audit Determination	Reason For Non Adherence	Score
MATTAPAN HEALTH &REHABILITATION CENTER	BOSTON	3	In adherence	NA	27
		4	In adherence	NA	28
MAYFLOWER PLACE NURSING &REHABILITATION CENTER	YARMOUTH	1	In adherence	NA	28
		3	In adherence	NA	28
MEADOW GREEN NURSING AND REHABILITATION CENTER	WALTHAM	1	In adherence	NA	28
		3	Not in adherence	Core Competencies	26
		4	In adherence	NA	28
MEADOWS OF CENTRAL MASSACHUSETTS (THE)	LEICESTER	1	Not in adherence	Core Competencies	22
		2	Not in adherence	Core Competencies	26
		3	In adherence	NA	28
MEDFORD REHABILITATION AND NURSING CENTER	MEDFORD	1	Not in adherence	Core Competencies	26
		2	In adherence	NA	26
		3	Not in adherence	Core Competencies	24
		4	In adherence	NA	28
MEDWAY COUNTRY MANOR SKILLED NURSING & REHABILITATION	MEDWAY	1	In adherence	NA	27
		3	In adherence	NA	27
MELROSE HEALTHCARE	MELROSE	1	Not in adherence	Core Competencies	23
		2	In adherence	NA	28
		4	In adherence	NA	28
MERRIMACK VALLEY HEALTH CENTER	AMESBURY	1	Not in adherence	Core Competencies	21
		2	Not in adherence	Core Competencies	26
		3	In adherence	NA	28
MILFORD CENTER	MILFORD	1	In adherence	NA	28
		3	In adherence	NA	28
MONT MARIE REHABILITATION & HEALTHCARE CENTER	HOLYOKE	1	Not in adherence	Core Competencies	25
		2	In adherence	NA	28
		4	In adherence	NA	28
MOUNT CARMEL CARE CENTER	LENOX	1	In adherence	NA	28
		3	Not in adherence	Core Competencies	26
		4	In adherence	NA	28
MOUNT SAINT VINCENT CARE CENTER	HOLYOKE	1	In adherence	NA	26
		3	In adherence	NA	27
MT GREYLOCK EXTENDED CARE FACILITY	PITTSFIELD	1	In adherence	NA	28
		2	In adherence	NA	28
NEMASKET HEALTHCARE CENTER	MIDDLEBOROUGH	1	In adherence	NA	25

Each facility is subject to at least two infection control audits over the months of May and June 2020; facilities are audited more frequently if they (1) are found to be “Not in Adherence” or “In Adherence but Warrants Reinspection” in a given audit, (2) have historic infection control or quality issues, and/or (3) are randomly selected for an audit

* Facility refused entry of EOHHS employees or contractors, or did not fully cooperate or comply with an audit

Nursing Facility Audit Survey Results
 Audit Periods 1, 2, 3, & 4, Date of Audit through 6/26/2020

Facility Name	City/Town	Audit Period	Overall Audit Determination	Reason For Non Adherence	Score
NEMASKET HEALTHCARE CENTER	MIDDLEBOROUGH	3	In adherence	NA	28
NEVILLE CENTER AT FRESH POND FOR NURSING & REHAB	CAMBRIDGE	1	In adherence	NA	28
		3	In adherence	NA	28
NEVINS NURSING & REHABILITATION CENTER	METHUEN	1	Not in adherence	Core Competencies	27
		2	Not in adherence	Core Competencies	27
		3	In adherence	NA	28
		4	Not in adherence	Core Competencies	27
NEW BEDFORD JEWISH CONVALESCENT HOME, INC	NEW BEDFORD	1	In adherence	NA	26
		2	Not in adherence	Core Competencies	25
		3	In adherence	NA	28
NEW ENGLAND HOMES FOR THE DEAF, INC	DANVERS	1	In adherence	NA	25
		2	In adherence	NA	28
NEW ENGLAND PEDIATRIC CARE	BILLERICA	1	In adherence	NA	25
		2	In adherence	NA	28
		3	In adherence	NA	28
		4	In adherence	NA	28
NEWTON WELLESLEY CENTER FOR ALZHEIMER'S CARE	WELLESLEY	1	In adherence	NA	27
		3	In adherence	NA	28
NORTH ADAMS COMMONS NURSING & REHABILITATION CENTER	NORTH ADAMS	1	In adherence	NA	28
		3	In adherence	NA	28
NORTH END REHABILITATION AND HEALTHCARE CENTER	BOSTON	1	In adherence	NA	28
		3	In adherence	NA	27
NORTHWOOD REHABILITATION & HEALTHCARE CENTER	LOWELL	1	Not in adherence	Core Competencies and Total Score	16
		2	Not in adherence	Core Competencies	26
		3	In adherence	NA	28
NORWOOD HEALTHCARE	NORWOOD	1	In adherence	NA	25
		2	In adherence	NA	27
		3	In adherence	NA	28
		4	In adherence	NA	28
NOTRE DAME LONG TERM CARE CENTER	WORCESTER	1	Not in adherence	Core Competencies	20
		2	In adherence	NA	28
		3	In adherence	NA	28
		4	In adherence	NA	28
OAK KNOLL HEALTHCARE CENTER	FRAMINGHAM	1	Not in adherence	Core Competencies	26
		2	In adherence	NA	28

Each facility is subject to at least two infection control audits over the months of May and June 2020; facilities are audited more frequently if they (1) are found to be “Not in Adherence” or “In Adherence but Warrants Reinspection” in a given audit, (2) have historic infection control or quality issues, and/or (3) are randomly selected for an audit

* Facility refused entry of EOHHS employees or contractors, or did not fully cooperate or comply with an audit

Nursing Facility Audit Survey Results
 Audit Periods 1, 2, 3, & 4, Date of Audit through 6/26/2020

Facility Name	City/Town	Audit Period	Overall Audit Determination	Reason For Non Adherence	Score
OAK KNOLL HEALTHCARE CENTER	FRAMINGHAM	4	In adherence	NA	28
OAKDALE REHABILITATION & SKILLED NURSING CENTER	WEST BOYLSTON	1	In adherence	NA	27
		2	In adherence	NA	28
OAKHILL HEALTHCARE	MIDDLEBOROUGH	1	In adherence	NA	28
		3	In adherence	NA	28
OAKS, THE	NEW BEDFORD	1	In adherence	NA	27
		2	In adherence	NA	28
ODD FELLOWS HOME OF MASSACHUSETTS	WORCESTER	1	Not in adherence	Core Competencies	26
		2	Not in adherence	Core Competencies	27
		3	In adherence	NA	28
		4	In adherence	NA	28
OUR ISLAND HOME	NANTUCKET	1	In adherence	NA	27
		3	In adherence	NA	28
OUR LADYS HAVEN OF FAIRHAVEN INC	FAIRHAVEN	1	Not in adherence	Core Competencies	25
		2	In adherence	NA	27
		4	In adherence	NA	28
OVERLOOK MASONIC HEALTH CENTER	CHARLTON	1	In adherence	NA	28
		3	In adherence	NA	27
OXFORD REHABILITATION & HEALTH CARE CENTER, THE	HAVERHILL	1	In adherence	NA	27
		2	Not in adherence	Core Competencies	23
		3	In adherence	NA	28
PALM SKILLED NRSING CR & CTR FOR REHAB EXCELLENCE	CHELMSFORD	1	Not in adherence	Core Competencies	25
		2	In adherence	NA	28
		4	In adherence	NA	28
PALMER HEALTHCARE CENTER	PALMER	1	In adherence	NA	28
		2	In adherence	NA	28
		3	In adherence	NA	28
		4	In adherence	NA	27
PARK AVENUE HEALTH CENTER	ARLINGTON	1	Not in adherence	Core Competencies	26
		2	In adherence	NA	27
		4	In adherence	NA	28
PARK PLACE REHABILITATION & SKILLED CARE CENTER	BOSTON	1	In adherence	NA	28
		2	In adherence	NA	28
PARKWAY HEALTH AND REHABILITATION CENTER	BOSTON	1	In adherence	NA	28
		2	In adherence	NA	28

Each facility is subject to at least two infection control audits over the months of May and June 2020; facilities are audited more frequently if they (1) are found to be “Not in Adherence” or “In Adherence but Warrants Reinspection” in a given audit, (2) have historic infection control or quality issues, and/or (3) are randomly selected for an audit

* Facility refused entry of EOHHS employees or contractors, or did not fully cooperate or comply with an audit

Nursing Facility Audit Survey Results
 Audit Periods 1, 2, 3, & 4, Date of Audit through 6/26/2020

Facility Name	City/Town	Audit Period	Overall Audit Determination	Reason For Non Adherence	Score
PARSONS HILL REHABILITATION &HEALTH CARE CENTER	WORCESTER	1	Not in adherence	Core Competencies	22
		2	In adherence	NA	27
		4	In adherence	NA	28
PAVILION , THE	BARNSTABLE	1	In adherence	NA	27
		3	Not in adherence	Core Competencies	27
		4	In adherence	NA	28
PENACOOK PLACE, INC	HAVERHILL	1	Not in adherence	Core Competencies	23
		2	Not in adherence	Core Competencies	21
		3	In adherence	NA	28
PHILLIPS MANOR NURSING HOME	LYNN	1	Not in adherence	Core Competencies	23
		2	In adherence	NA	26
		4	In adherence	NA	28
PILGRIM REHABILITATION &SKILLED NURSING CENTER	PEABODY	1	In adherence	NA	27
		2	In adherence	NA	28
PINE KNOLL NURSING CENTER	LEXINGTON	1	In adherence	NA	27
		3	Not in adherence	Core Competencies	24
		4	In adherence	NA	28
PLEASANT BAY OF BREWSTER REHAB CENTER	BREWSTER	1	In adherence	NA	28
		2	In adherence	NA	28
		3	In adherence	NA	28
		4	In adherence	NA	28
PLYMOUTH HARBORSIDE HEALTHCARE	PLYMOUTH	1	In adherence	NA	27
		3	In adherence	NA	28
PLYMOUTH REHABILITATION &HEALTH CARE CENTER	PLYMOUTH	1	In adherence	NA	26
		3	In adherence	NA	28
POET'S SEAT HEALTH CARE CENTER	GREENFIELD	1	In adherence	NA	28
		3	In adherence	NA	27
POPE NURSING HOME	WEYMOUTH	1	In adherence	NA	25
		2	In adherence	NA	24
		3	In adherence	NA	27
		4	In adherence	NA	28
PORT HEALTHCARE CENTER	NEWBURYPORT	1	In adherence	NA	27
		2	In adherence	NA	28
PRESCOTT HOUSE	NORTH ANDOVER	1	In adherence	NA	28
		3	In adherence	NA	28

Each facility is subject to at least two infection control audits over the months of May and June 2020; facilities are audited more frequently if they (1) are found to be “Not in Adherence” or “In Adherence but Warrants Reinspection” in a given audit, (2) have historic infection control or quality issues, and/or (3) are randomly selected for an audit

* Facility refused entry of EOHHS employees or contractors, or did not fully cooperate or comply with an audit

Nursing Facility Audit Survey Results
 Audit Periods 1, 2, 3, & 4, Date of Audit through 6/26/2020

Facility Name	City/Town	Audit Period	Overall Audit Determination	Reason For Non Adherence	Score
PRESENTATION REHAB AND SKILLED CARE CENTER	BOSTON	1	Not in adherence	Core Competencies	25
		2	Not in adherence	Core Competencies	27
		3	Not in adherence	Core Competencies	26
		4	In adherence	NA	28
QUABBIN VALLEY HEALTHCARE	ATHOL	1	In adherence	NA	28
		2	In adherence	NA	28
QUABOAG REHABILITATION & SKILLED CARE FACILITY	WEST BROOKFIELD	1	In adherence	NA	28
		3	In adherence	NA	28
QUEEN ANNE NURSING HOME, INC	HINGHAM	1	In adherence	NA	28
		3	In adherence	NA	28
QUINCY HEALTH AND REHABILITATION CENTER LLC	QUINCY	1	In adherence	NA	28
		3	In adherence	NA	28
REHABILITATION & NURSING CENTER AT EVERETT (THE)	EVERETT	1	Not in adherence	Core Competencies	25
		2	In adherence	NA	28
		3	In adherence	NA	28
		4	In adherence	NA	28
RESERVOIR CENTER FOR HEALTH & REHABILITATION, THE	MARLBOROUGH	1	Not in adherence	Core Competencies	26
		2	In adherence	NA	28
		4	In adherence	NA	27
REVOLUTION CHARLWELL	NORWOOD	1	Not in adherence	Core Competencies	24
		2	In adherence	NA	27
		4	Not in adherence	Core Competencies	25
REVOLUTION KIMWELL	FALL RIVER	1	Not in adherence	Core Competencies	25
		2	In adherence	NA	27
		4	In adherence	NA	25
RIVER TERRACE REHABILITATION AND HEALTHCARE CTR	LANCASTER	1	In adherence	NA	28
		2	In adherence	NA	28
RIVERBEND OF SOUTH NATICK	NATICK	1	In adherence	NA	28
		3	In adherence	NA	28
RIVERCREST LONG TERM CARE	CONCORD	1	Not in adherence	Core Competencies	25
		2	In adherence	NA	28
		4	In adherence	NA	28
ROYAL AT WAYLAND REHABILITATION & NURSING CENTER	WAYLAND	1	In adherence	NA	28
		3	In adherence	NA	27
ROYAL BRAINTREE NURSING AND REHABILITATION CENTER	BRAINTREE	1	In adherence	NA	27

Each facility is subject to at least two infection control audits over the months of May and June 2020; facilities are audited more frequently if they (1) are found to be “Not in Adherence” or “In Adherence but Warrants Reinspection” in a given audit, (2) have historic infection control or quality issues, and/or (3) are randomly selected for an audit

* Facility refused entry of EOHHS employees or contractors, or did not fully cooperate or comply with an audit

Nursing Facility Audit Survey Results
 Audit Periods 1, 2, 3, & 4, Date of Audit through 6/26/2020

Facility Name	City/Town	Audit Period	Overall Audit Determination	Reason For Non Adherence	Score
ROYAL BRAINTREE NURSING AND REHABILITATION CENTER	BRAINTREE	3	In adherence	NA	28
ROYAL CAPE COD NURSING &REHABILITATION CENTER	BOURNE	1	In adherence	NA	27
		3	In adherence	NA	27
ROYAL MEADOW VIEW CENTER	NORTH READING	1	In adherence	NA	26
		2	In adherence	NA	27
		3	In adherence	NA	28
		4	In adherence	NA	28
ROYAL MEGANSETT NURSING &REHABILITATION	FALMOUTH	1	In adherence	NA	28
		3	In adherence	NA	28
ROYAL NORWELL NURSING &REHABILITATION CENTER LLC	NORWELL	1	In adherence	NA	27
		3	In adherence	NA	27
ROYAL NURSING CENTER, LLC	FALMOUTH	1	Not in adherence	Core Competencies	26
		2	Not in adherence	Core Competencies	26
		3	In adherence	NA	26
ROYAL OF COTUIT	MASHPEE	1	In adherence	NA	26
		3	In adherence	NA	27
ROYAL OF FAIRHAVEN NURSING CENTER	FAIRHAVEN	1	In adherence	NA	28
		2	In adherence	NA	26
ROYAL WOOD MILL CENTER	LAWRENCE	1	Not in adherence	Core Competencies	24
		2	In adherence	NA	28
		4	Not in adherence	Core Competencies	25
SACHEM CENTER FOR HEALTH &REHABILITATION	EAST BRIDGEWATER	1	In adherence	NA	26
		2	In adherence	NA	28
		3	In adherence	NA	27
		4	In adherence	NA	28
SACRED HEART NURSING HOME	NEW BEDFORD	1	In adherence	NA	27
		2	In adherence	NA	28
SALEM REHAB CENTER	SALEM	1	In adherence	NA	28
		2	In adherence	NA	28
		3	In adherence	NA	28
		4	Not in adherence	Core Competencies	27
SANCTA MARIA NURSING FACILITY	CAMBRIDGE	1	In adherence	NA	28
		3	In adherence	NA	28
SARAH BRAYTON NURSING CARE CTR	FALL RIVER	1	In adherence	NA	28
		3	Not in adherence	Core Competencies	25

Each facility is subject to at least two infection control audits over the months of May and June 2020; facilities are audited more frequently if they (1) are found to be “Not in Adherence” or “In Adherence but Warrants Reinspection” in a given audit, (2) have historic infection control or quality issues, and/or (3) are randomly selected for an audit

* Facility refused entry of EOHHS employees or contractors, or did not fully cooperate or comply with an audit

Nursing Facility Audit Survey Results
 Audit Periods 1, 2, 3, & 4, Date of Audit through 6/26/2020

Facility Name	City/Town	Audit Period	Overall Audit Determination	Reason For Non Adherence	Score
SARAH BRAYTON NURSING CARE CTR	FALL RIVER	4	In adherence	NA	28
SAUGUS REHAB AND NURSING	SAUGUS	1	Not in adherence	Core Competencies	21
		2	In adherence	NA	25
		4	In adherence	NA	26
SAVOY NURSING & REHAB CTR	NEW BEDFORD	1	In adherence	NA	25
		2	In adherence	NA	27
		3	In adherence	NA	27
		4	In adherence	NA	27
SEA VIEW CONVALESCENT AND NURSING HOME*	ROWLEY	1	Not in adherence	Core Competencies	25
SEACOAST NURSING & REHABILITATION CENTER INC	GLOUCESTER	1	In adherence	NA	27
		3	In adherence	NA	28
SERENITY HILL NURSING CENTER	WRENTHAM	1	In adherence	NA	27
		2	In adherence	NA	27
SEVEN HILLS PEDIATRIC CENTER	GROTON	1	In adherence	NA	28
		3	In adherence	NA	28
SHERRILL HOUSE	BOSTON	1	In adherence	NA	28
		3	In adherence	NA	28
SHREWSBURY NURSING & REHABILITATION CENTER	SHREWSBURY	1	Not in adherence	Core Competencies	21
		2	In adherence	NA	27
		4	In adherence	NA	28
SIPPICAN HEALTHCARE CENTER	MARION	1	In adherence	NA	27
		3	In adherence	NA	28
SIXTEEN ACRES HEALTHCARE CENTER	SPRINGFIELD	1	In adherence	NA	27
		2	In adherence	NA	28
SKILLED NURSING FACILITY AT NORTH HILL (THE)	NEEDHAM	1	In adherence	NA	28
		3	In adherence	NA	28
SOMERSET RIDGE CENTER	SOMERSET	1	In adherence	NA	28
		2	In adherence	NA	28
SOUTH COVE MANOR NURSING & REHABILITATION CENTER	QUINCY	1	In adherence	NA	28
		2	In adherence	NA	28
		3	In adherence	NA	28
		4	In adherence	NA	28
SOUTH DENNIS HEALTHCARE	DENNIS	1	Not in adherence	Core Competencies	25
		2	Not in adherence	Core Competencies	25
		3	In adherence	NA	27

Each facility is subject to at least two infection control audits over the months of May and June 2020; facilities are audited more frequently if they (1) are found to be “Not in Adherence” or “In Adherence but Warrants Reinspection” in a given audit, (2) have historic infection control or quality issues, and/or (3) are randomly selected for an audit

* Facility refused entry of EOHHS employees or contractors, or did not fully cooperate or comply with an audit

Nursing Facility Audit Survey Results
 Audit Periods 1, 2, 3, & 4, Date of Audit through 6/26/2020

Facility Name	City/Town	Audit Period	Overall Audit Determination	Reason For Non Adherence	Score
SOUTH DENNIS HEALTHCARE	DENNIS	4	In adherence	NA	28
SOUTHBRIDGE REHABILITATION &HEALTH CARE CENTER	SOUTHBRIDGE	1	Not in adherence	Core Competencies	27
		2	In adherence	NA	28
		4	In adherence	NA	28
SOUTHEAST HEALTH CARE CENTER	EASTON	1	Not in adherence	Core Competencies	27
		2	In adherence	NA	28
		4	In adherence	NA	28
SOUTHPOINTE REHAB CENTER	FALL RIVER	1	In adherence	NA	28
		3	In adherence	NA	28
SOUTHSHORE HEALTH CARE CENTER	ROCKLAND	1	In adherence	NA	27
		3	In adherence	NA	28
SOUTHWOOD AT NORWELL NURSING CTR	NORWELL	1	In adherence	NA	25
		3	In adherence	NA	27
SPAULDING NURSING &THERAPY CENTER - BRIGHTON	BOSTON	1	In adherence	NA	27
		3	In adherence	NA	28
SPRINGSIDE REHABILITATION AND SKILLED CARE CENTER	PITTSFIELD	1	In adherence	NA	28
		3	In adherence	NA	28
ST CAMILLUS HEALTH CENTER	NORTHBRIDGE	1	Not in adherence	Core Competencies	27
		2	In adherence	NA	28
		4	In adherence	NA	28
ST FRANCIS REHABILITATION &NURSING CENTER	WORCESTER	1	Not in adherence	Core Competencies	27
		2	In adherence	NA	27
		4	Not in adherence	Core Competencies	27
ST JOSEPH MANOR HEALTH CARE INC	BROCKTON	1	In adherence	NA	27
		3	In adherence	NA	28
ST JOSEPH REHAB &NURSING CARE CENTER	BOSTON	1	In adherence	NA	27
		3	Not in adherence	Core Competencies	24
		4	In adherence	NA	27
ST MARY HEALTH CARE CENTER	WORCESTER	1	In adherence	NA	28
		3	In adherence	NA	28
ST PATRICK'S MANOR	FRAMINGHAM	1	Not in adherence	Core Competencies	25
		2	In adherence	NA	26
		3	In adherence	NA	27
		4	In adherence	NA	27
STERLING VILLAGE	STERLING	1	In adherence	NA	27

Each facility is subject to at least two infection control audits over the months of May and June 2020; facilities are audited more frequently if they (1) are found to be “Not in Adherence” or “In Adherence but Warrants Reinspection” in a given audit, (2) have historic infection control or quality issues, and/or (3) are randomly selected for an audit

* Facility refused entry of EOHHS employees or contractors, or did not fully cooperate or comply with an audit

Nursing Facility Audit Survey Results
 Audit Periods 1, 2, 3, & 4, Date of Audit through 6/26/2020

Facility Name	City/Town	Audit Period	Overall Audit Determination	Reason For Non Adherence	Score
STERLING VILLAGE	STERLING	2	Not in adherence	Core Competencies	25
		3	In adherence	NA	27
STONE REHABILITATION AND SENIOR LIVING	NEWTON	1	In adherence	NA	28
		2	In adherence	NA	28
		3	In adherence	NA	28
		4	In adherence	NA	27
STONEHEDGE HEALTH CARE CENTER	BOSTON	1	In adherence	NA	28
		2	In adherence	NA	28
		3	In adherence	NA	28
		4	In adherence	NA	28
SUDBURY PINES EXTENDED CARE	SUDBURY	1	In adherence	NA	27
		3	Not in adherence	Core Competencies	26
		4	Not in adherence	Core Competencies	26
SUNNY ACRES NURSING HOME	CHELMSFORD	1	Not in adherence	Core Competencies	25
		2	In adherence	NA	28
		3	In adherence	NA	28
		4	In adherence	NA	28
SUTTON HILL CENTER	NORTH ANDOVER	1	Not in adherence	Core Competencies	25
		2	In adherence	NA	28
		4	In adherence	NA	27
SWEET BROOK OF WILLIAMSTOWN REHABILITATION &N CTR	WILLIAMSTOWN	1	In adherence	NA	28
		2	In adherence	NA	28
		3	In adherence	NA	27
		4	In adherence	NA	27
THOMAS UPHAM HOUSE	MEDFIELD	1	In adherence	NA	28
		2	In adherence	NA	28
TIMBERLYN HEIGHTS NURSING AND REHABILITATION	GREAT BARRINGTON	1	In adherence	NA	28
		2	In adherence	NA	28
TIMOTHY DANIELS HOUSE	HOLLISTON	1	In adherence	NA	28
		3	In adherence	NA	28
TOWN AND COUNTRY HEALTH CARE CENTER	LOWELL	1	Not in adherence	Core Competencies and Total Score	18
		2	In adherence but warrants reinspe..	NA	23
		3	Not in adherence	Core Competencies	22
		4	Not in adherence	Core Competencies	24
TREMONT HEALTH CARE CENTER	WAREHAM	1	Not in adherence	Core Competencies	25

Each facility is subject to at least two infection control audits over the months of May and June 2020; facilities are audited more frequently if they (1) are found to be “Not in Adherence” or “In Adherence but Warrants Reinspection” in a given audit, (2) have historic infection control or quality issues, and/or (3) are randomly selected for an audit

* Facility refused entry of EOHHS employees or contractors, or did not fully cooperate or comply with an audit

Nursing Facility Audit Survey Results
 Audit Periods 1, 2, 3, & 4, Date of Audit through 6/26/2020

Facility Name	City/Town	Audit Period	Overall Audit Determination	Reason For Non Adherence	Score
TREMONT HEALTH CARE CENTER	WAREHAM	2	In adherence	NA	28
		3	In adherence	NA	26
		4	In adherence	NA	27
TWIN OAKS REHAB AND NURSING	DANVERS	1	Not in adherence	Core Competencies and Total Score	19
		2	In adherence	NA	28
		4	In adherence	NA	28
VERO HEALTH & REHAB OF HAMPDEN	HAMPDEN	1	In adherence	NA	28
		2	In adherence	NA	25
VERO HEALTH & REHAB OF SOUTH HADLEY	SOUTH HADLEY	1	In adherence	NA	28
		2	In adherence	NA	26
VERO HEALTH & REHAB OF WILBRAHAM	WILBRAHAM	1	In adherence	NA	26
		3	In adherence	NA	28
VICTORIA HAVEN NURSING FACILITY	NORWOOD	1	In adherence	NA	27
		2	Not in adherence	Core Competencies	25
		3	In adherence	NA	27
WACHUSETT MANOR	GARDNER	1	Not in adherence	Core Competencies	27
		2	In adherence	NA	28
		4	In adherence	NA	27
WAKEFIELD CENTER	WAKEFIELD	1	In adherence	NA	28
		2	In adherence	NA	27
		3	In adherence	NA	28
		4	In adherence	NA	28
WALPOLE HEALTHCARE	WALPOLE	1	In adherence	NA	27
		3	In adherence	NA	28
WAREHAM HEALTHCARE	WAREHAM	1	In adherence	NA	26
		2	In adherence	NA	27
		3	In adherence	NA	27
		4	Not in adherence	Core Competencies	24
WATERTOWN HEALTH CENTER	WATERTOWN	1	In adherence	NA	25
		2	In adherence	NA	26
		3	In adherence	NA	28
		4	In adherence	NA	28
WATERVIEW LODGE LLC, REHABILITATION & HEALTHCARE	ASHLAND	1	Not in adherence	Core Competencies	21
		2	Not in adherence	Core Competencies	24
		3	In adherence	NA	28

Each facility is subject to at least two infection control audits over the months of May and June 2020; facilities are audited more frequently if they (1) are found to be “Not in Adherence” or “In Adherence but Warrants Reinspection” in a given audit, (2) have historic infection control or quality issues, and/or (3) are randomly selected for an audit

* Facility refused entry of EOHHS employees or contractors, or did not fully cooperate or comply with an audit

Nursing Facility Audit Survey Results
 Audit Periods 1, 2, 3, & 4, Date of Audit through 6/26/2020

Facility Name	City/Town	Audit Period	Overall Audit Determination	Reason For Non Adherence	Score
WEBSTER MANOR REHABILITATION &HEALTH CARECENTER	WEBSTER	1	In adherence	NA	28
		3	In adherence	NA	28
WEBSTER PARK REHABILITATION AND HEALTHCARE CENTER	ROCKLAND	1	In adherence	NA	27
		3	In adherence	NA	28
WEDGEMERE HEALTHCARE	TAUNTON	1	In adherence	NA	25
		3	In adherence	NA	28
WEST NEWTON HEALTHCARE	NEWTON	1	Not in adherence	Core Competencies	25
		2	In adherence	NA	27
		4	In adherence	NA	27
WEST REVERE HEALTH CENTER	REVERE	1	Not in adherence	Core Competencies	24
		2	Not in adherence	Core Competencies	22
		3	In adherence	NA	28
WEST ROXBURY HEALTH &REHABILITATION CENTER	BOSTON	1	Not in adherence	Core Competencies	26
		2	In adherence	NA	27
		4	In adherence	NA	28
WEST SIDE HOUSE LTC FACILITY	WORCESTER	1	Not in adherence	Core Competencies and Total Score	18
		2	In adherence	NA	25
		3	In adherence	NA	27
		4	In adherence	NA	28
WESTBOROUGH HEALTHCARE	WESTBOROUGH	1	Not in adherence	Core Competencies	24
		2	In adherence	NA	28
		3	In adherence	NA	28
		4	In adherence	NA	28
WESTFIELD CENTER	WESTFIELD	1	In adherence	NA	27
		3	In adherence	NA	28
WESTFIELD GARDENS NURSING AND REHAB	WESTFIELD	1	Not in adherence	Core Competencies	23
		2	In adherence	NA	27
		3	In adherence	NA	27
		4	In adherence	NA	28
WESTFORD HOUSE	WESTFORD	1	In adherence	NA	27
		2	In adherence	NA	28
		4	In adherence	NA	28
WHITTIER BRADFORD TRANSITIONAL CARE UNIT	HAVERHILL	1	In adherence	NA	28
		3	In adherence	NA	28
WHITTIER WESTBOROUGH TRANSITIONAL CARE UNIT	WESTBOROUGH	1	In adherence	NA	26

Each facility is subject to at least two infection control audits over the months of May and June 2020; facilities are audited more frequently if they (1) are found to be “Not in Adherence” or “In Adherence but Warrants Reinspection” in a given audit, (2) have historic infection control or quality issues, and/or (3) are randomly selected for an audit

* Facility refused entry of EOHHS employees or contractors, or did not fully cooperate or comply with an audit

Nursing Facility Audit Survey Results
 Audit Periods 1, 2, 3, & 4, Date of Audit through 6/26/2020

Facility Name	City/Town	Audit Period	Overall Audit Determination	Reason For Non Adherence	Score
WHITTIER WESTBOROUGH TRANSITIONAL CARE UNIT	WESTBOROUGH	2	Not in adherence	Core Competencies	27
		3	In adherence	NA	28
WILLIAMSTOWN COMMONS NURSING &REHAB	WILLIAMSTOWN	1	Not in adherence	Core Competencies	27
		2	In adherence	NA	28
		4	In adherence	NA	28
WILLIMANSETT CENTER EAST	CHICOPEE	1	In adherence	NA	27
		3	In adherence	NA	28
WILLIMANSETT CENTER WEST	CHICOPEE	1	In adherence	NA	27
		2	In adherence	NA	28
		3	In adherence	NA	28
		4	In adherence	NA	28
WILLOW MANOR	LOWELL	1	Not in adherence	Core Competencies	26
		2	In adherence	NA	27
		4	In adherence	NA	27
WILMINGTON REHAB CENTER	WILMINGTON	1	In adherence	NA	28
		2	In adherence	NA	27
		3	In adherence	NA	28
		4	In adherence	NA	28
WINCHESTER NURSING CENTER, INC	WINCHESTER	1	In adherence	NA	28
		3	In adherence	NA	28
WINDEMERE NURSING &REHAB CTR ON MARTHAS VINEYARD	OAK BLUFFS	1	In adherence	NA	26
		3	In adherence	NA	28
WINDSOR NURSING &RETIREMENT HOME	YARMOUTH	1	Not in adherence	Core Competencies	25
		2	In adherence	NA	28
		4	In adherence	NA	27
WINGATE AT CHESTNUT HILL	BROOKLINE	1	In adherence	NA	28
		3	In adherence	NA	28
WINGATE AT HARWICH	HARWICH	1	In adherence	NA	27
		3	Not in adherence	Core Competencies	26
		4	In adherence	NA	28
WINGATE AT HAVERHILL	HAVERHILL	1	Not in adherence	Core Competencies and Total Score	17
		2	Not in adherence	Core Competencies	27
		3	In adherence	NA	28
WINGATE AT NEEDHAM	NEEDHAM	1	Not in adherence	Core Competencies	23
		2	Not in adherence	Core Competencies	25

Each facility is subject to at least two infection control audits over the months of May and June 2020; facilities are audited more frequently if they (1) are found to be “Not in Adherence” or “In Adherence but Warrants Reinspection” in a given audit, (2) have historic infection control or quality issues, and/or (3) are randomly selected for an audit

* Facility refused entry of EOHHS employees or contractors, or did not fully cooperate or comply with an audit

Nursing Facility Audit Survey Results
 Audit Periods 1, 2, 3, & 4, Date of Audit through 6/26/2020

Facility Name	City/Town	Audit Period	Overall Audit Determination	Reason For Non Adherence	Score
WINGATE AT NEEDHAM	NEEDHAM	3	In adherence	NA	28
		4	In adherence	NA	27
WINGATE AT NORTON	NORTON	1	In adherence	NA	28
		2	In adherence	NA	28
WINGATE AT SHARON	SHARON	1	Not in adherence	Core Competencies	23
		2	In adherence	NA	28
		4	In adherence	NA	28
WINGATE AT SILVER LAKE	KINGSTON	1	In adherence	NA	27
		2	Not in adherence	Core Competencies	26
		3	In adherence	NA	28
WINGATE AT WESTON	WESTON	1	Not in adherence	Core Competencies and Total Score	15
		2	Not in adherence	Core Competencies	26
		3	In adherence	NA	28
		4	In adherence	NA	28
WOBURN NURSING CENTER, INC	WOBURN	1	Not in adherence	Core Competencies and Total Score	17
		2	Not in adherence	Core Competencies	23
		3	In adherence	NA	27
WORCESTER HEALTH CENTER	WORCESTER	1	Not in adherence	Core Competencies and Total Score	18
		2	In adherence	NA	27
		3	In adherence	NA	28
		4	In adherence	NA	28
WORCESTER REHABILITATION & HEALTH CARE CENTER	WORCESTER	1	Not in adherence	Core Competencies	25
		2	In adherence	NA	28
		3	In adherence	NA	28
		4	In adherence	NA	28

Each facility is subject to at least two infection control audits over the months of May and June 2020; facilities are audited more frequently if they (1) are found to be “Not in Adherence” or “In Adherence but Warrants Reinspection” in a given audit, (2) have historic infection control or quality issues, and/or (3) are randomly selected for an audit

* Facility refused entry of EOHHS employees or contractors, or did not fully cooperate or comply with an audit



Massachusetts Department of Public Health COVID-19 Dashboard - Wednesday, July 29, 2020

COVID Cases in Assisted Living Residences (1/5)

Data collected as of 7/29/2020 8:00am

Facility	County	Maximum Capacity	Number of Confirmed Cases*
▲			
Adelaide of Newton Centre	Middlesex County	61	1-10
All American Assisted Living at Hanson	Plymouth County	96	>30
All American Assisted Living at Raynham	Bristol County	112	1-10
All American Assisted Living at Wareham	Plymouth County	112	1-10
All American Assisted Living at Wrentham	Norfolk County	122	11-30
Allerton House at Central Park	Norfolk County	109	1-10
Allerton House at Harbor Park	Plymouth County	78	1-10
Allerton House at Proprietors Green	Plymouth County	110	1-10
Allerton House at The Village at Duxbury	Plymouth County	36	11-30
American Inn at Sawmill Park	Hampden County	18	0
Armbrook Assisted Living	Hampden County	84	>30
Artis Senior Living of Lexington	Middlesex County	72	0
Artis Senior Living of Reading	Middlesex County	64	1-10
Ashland Farms at North Andover	Essex County	101	1-10
Assisted Living Center of Salisbury	Essex County	30	0
Atria Draper Place	Worcester County	70	1-10
Atria Fairhaven	Bristol County	91	11-30
Atria Longmeadow Place	Middlesex County	114	11-30
Atria Maplewood Place	Middlesex County	105	1-10
Atria Marina Place	Norfolk County	130	1-10
Atria Marland Place	Essex County	136	1-10
Atria Merrimack Place	Essex County	139	11-30
Atria Woodbriar Park	Barnstable County	108	0
Atria Woodbriar Place	Barnstable County	149	1-10
Atrium at Cardinal Drive	Hampden County	56	0
Atrium at Drum Hill	Middlesex County	56	0
Atrium at Faxon Woods	Norfolk County	60	11-30
Atrium at Veronica Drive	Essex County	62	11-30
Autumn Glen at Dartmouth	Bristol County	87	11-30
Avita of Needham	Norfolk County	70	11-30

Facility	County	Maximum Capacity	Number of Confirmed Cases*
▲			
Avita of Newburyport	Essex County	76	0
Bayberry at Emerald Court	Middlesex County	119	1-10
Benchmark Senior Living at Clapboardtree	Norfolk County	115	11-30
Benchmark Senior Living at Forge Hill	Norfolk County	109	1-10
Benchmark Senior Living at Robbins Brook	Middlesex County	89	11-30
Benchmark Senior Living at The Commons in Lincoln	Middlesex County	81	11-30
Benchmark Senior Living at Woburn	Middlesex County	97	11-30
Bertram House of Swampscott	Essex County	70	1-10
Bethany Homes - Merrivista	Essex County	33	0
Billerica Crossings	Middlesex County	78	1-10
Blaire House at Tewksbury Assisted Living	Middlesex County	35	1-10
Blaire House of Milford	Worcester County	50	1-10
Bridges by EPOCH at Andover	Essex County	72	1-10
Bridges by EPOCH at Hingham	Plymouth County	54	1-10
Bridges by EPOCH at Mashpee	Barnstable County	60	0
Bridges by EPOCH at Pembroke	Plymouth County	54	11-30
Bridges by EPOCH at Sudbury	Middlesex County	54	>30
Bridges by EPOCH at Westford	Middlesex County	56	11-30
Bridges by EPOCH at Westwood	Norfolk County	72	11-30
Brigham House	Middlesex County	62	1-10
Brightview Arlington	Middlesex County	93	11-30
Brightview Canton	Norfolk County	69	11-30
Brightview Concord River	Middlesex County	93	1-10
Brightview Danvers	Essex County	84	11-30
Brightview of North Andover	Essex County	123	>30
Brightview Wakefield	Middlesex County	117	1-10
Broadview	Worcester County	63	11-30
Brookdale Attleboro	Bristol County	151	1-10
Brookdale Cape Cod	Barnstable County	118	11-30
Brookdale Cushing Park	Middlesex County	116	11-30

Data Source: Self-Reported Data from ALRs to Office of Elder Affairs; * Includes staff and residents; Note: This list includes all Assisted Living Residences and their reported COVID-19 cases to date (staff and residents). The number of cases for a facility relies on the amount of testing conducted; facilities not included on this may have COVID-19 cases that have not yet been identified. Some facilities have tested some or all residents only; some have also tested staff. A low number of cases may reflect that not all residents and staff have not been tested, not necessarily low prevalence



Massachusetts Department of Public Health COVID-19 Dashboard - Wednesday, July 29, 2020

COVID Cases in Assisted Living Residences (2/5)

Data collected as of 7/29/2020 8:00am

Facility	County	Maximum Capacity	Number of Confirmed Cases*
▲			
Brookdale Eddy Pond East	Worcester County	80	1-10
Brookdale Eddy Pond West	Worcester County	111	1-10
Brookdale Quincy Bay	Norfolk County	150	1-10
Brookside at Regency	Barnstable County	31	0
Cadbury Commons	Middlesex County	80	> 30
Cambridge Homes	Middlesex County	44	1-10
Cape Cod Senior Residences at Pocasset	Barnstable County	60	11-30
Carmel Terrace	Middlesex County	76	1-10
Carriage House at Lee's Farm	Middlesex County	63	11-30
Chelmsford Crossings	Middlesex County	74	0
Chestnut Knoll at Glenmeadow	Hampden County	34	1-10
Chestnut Park at Cleveland Circle	Suffolk County	88	11-30
Christopher Heights of Attleboro	Bristol County	81	11-30
Christopher Heights of Belchertown	Hampshire County	95	1-10
Christopher Heights of Marlborough	Middlesex County	95	1-10
Christopher Heights of Northampton	Hampshire County	97	0
Christopher Heights of Webster	Worcester County	83	0
Christopher Heights of Worcester	Worcester County	80	11-30
Clifton Assisted Living Community	Bristol County	66	1-10
Cohen Florence Levine Estates	Suffolk County	69	1-10
Coleman House	Worcester County	22	1-10
Compass on the Bay	Suffolk County	55	> 30
Concord Park	Middlesex County	86	1-10
Connemara Senior Living Campello	Plymouth County	109	1-10
Corcoran House	Worcester County	42	0
Cornerstone at Canton	Norfolk County	92	11-30
Cornerstone at Milford	Worcester County	90	11-30
Country Club Heights	Middlesex County	107	> 30
Davis Manor	Worcester County	11	0
Decatur House	Barnstable County	28	0

Facility	County	Maximum Capacity	Number of Confirmed Cases*
▲			
Du Charme Estates Ltd.	Worcester County	18	1-10
East Village Place	Hampden County	77	11-30
Edelweiss Village	Suffolk County	65	1-10
Elizabeth Calsey House	Essex County	14	1-10
Elizabeth Calsey House at Lions Mouth Road	Essex County	26	11-30
Evans Park at Newton Corner	Middlesex County	115	1-10
Fenno House	Norfolk County	53	0
Fieldstone at The Overlook	Worcester County	17	0
Florence & Chafetz Home for Specialized Care	Suffolk County	36	1-10
Forestdale Park Assisted Living	Middlesex County	59	11-30
Gabriel House of Fall River	Bristol County	110	1-10
Gardens at Newbury Court	Middlesex County	29	1-10
Gery & Emil Eisenberg Residence	Worcester County	80	> 30
Glen at Grove Manor	Norfolk County	20	1-10
Goddard House	Norfolk County	119	11-30
Golden Pond Assisted Living	Middlesex County	209	> 30
Grace Morgan House	Essex County	26	0
Grove Manor Estates	Norfolk County	70	> 30
Hampton Suites at Southgate	Worcester County	117	1-10
Harbor Point at Centerville	Barnstable County	68	11-30
Harriett and Ralph Kaplan Estates	Essex County	133	> 30
Haverhill Crossings	Essex County	109	11-30
Hearthstone at Choate	Middlesex County	25	11-30
Hearthstone at New Horizons	Middlesex County	45	> 30
Heights Crossing	Plymouth County	107	> 30
Henrietta Brewer House	Dukes County	14	0
Heritage at Falmouth	Barnstable County	56	1-10
Heritage at Framingham	Middlesex County	102	1-10
Heritage Woods	Hampden County	1115	1-10
Herrick House	Essex County	90	11-30

Data Source: Self-Reported Data from ALRs to Office of Elder Affairs; * Includes staff and residents; Note: This list includes all Assisted Living Residences and their reported COVID-19 cases to date (staff and residents). The number of cases for a facility relies on the amount of testing conducted; facilities not included on this may have COVID-19 cases that have not yet been identified. Some facilities have tested some or all residents only; some have also tested staff. A low number of cases may reflect that not all residents and staff have not been tested, not necessarily low prevalence



Massachusetts Department of Public Health COVID-19 Dashboard - Wednesday, July 29, 2020

COVID Cases in Assisted Living Residences (3/5)

Data collected as of 7/29/2020 8:00am

Facility	County	Maximum Capacity	Number of Confirmed Cases*
▲			
Heywood Wakefield Commons	Worcester County	80	1-10
John Bertram House	Essex County	27	1-10
Keystone Commons	Hampden County	65	0
Keystone Place at Buzzards Bay	Barnstable County	102	0
Landmark at Fall River	Bristol County	91	0
Landmark at Longwood	Suffolk County	107	1-10
Landmark at Monastery Heights	Hampden County	120	11-30
Landmark at Ocean View	Essex County	91	>30
Laurel Ridge	Berkshire County	11	0
Laurelwood at The Pinehills	Plymouth County	83	1-10
Laurentide at Mashpee Commons	Barnstable County	82	0
Leominster Crossings	Worcester County	82	1-10
Life Care Center of Stoneham	Middlesex County	18	1-10
Linda Manor Assisted Living	Hampshire County	92	1-10
Loomis Lakeside at Reeds Landing	Hampden County	15	11-30
Loomis Village	Hampshire County	21	0
Manor on the Hill	Worcester County	92	1-10
Maplewood at Brewster	Barnstable County	153	1-10
Maplewood at Mayflower Place	Barnstable County	45	1-10
Maplewood at Weston	Middlesex County	130	11-30
Marguerite's House	Essex County	106	1-10
Mason Wright Assisted Living	Hampden County	99	>30
Methuen Village at Riverwalk Park	Essex County	95	11-30
Mill Hill Residence	Barnstable County	79	0
Nashoba Park	Middlesex County	73	0
Neville Place	Middlesex County	73	1-10
New Horizons at Choate	Middlesex County	40	1-10
New Horizons at Marlborough	Middlesex County	200	1-10
New Pond Village	Norfolk County	34	1-10
NewBridge on the Charles	Norfolk County	94	1-10

Facility	County	Maximum Capacity	Number of Confirmed Cases*
▲			
Notre Dame du Lac	Worcester County	166	>30
Orchard Hill	Middlesex County	80	11-30
Orchard Valley of Wilbraham	Hampden County	66	1-10
Pine Hill at Kimball Farms	Berkshire County	74	0
Plymouth Crossings	Plymouth County	70	>30
Prospect House	Suffolk County	116	1-10
Providence House	Suffolk County	139	>30
Putnam Farm at Danvers	Essex County	84	>30
River Mills Assisted Living at Chicopee Falls	Hampden County	109	0
RiverCourt Residences	Middlesex County	66	11-30
Robbie's Place	Middlesex County	22	1-10
Rockridge Retirement Community	Hampshire County	68	0
Rogerson House	Suffolk County	68	1-10
Rosewood Homestyle Assisted Living	Berkshire County	28	0
Ruggles Assisted Living	Suffolk County	43	1-10
Ruth's House	Hampden County	82	11-30
Sarawood	Hampden County	28	0
Scandinavian Living Center	Middlesex County	40	1-10
Seasons of Danvers	Essex County	55	1-10
Shrewsbury Crossings	Worcester County	74	1-10
Side By Side	Berkshire County	45	0
Side by Side Assisted Living Residence Veterans Annex	Berkshire County	20	0
Springhouse	Suffolk County	85	11-30
Stafford Hill Assisted Living	Plymouth County	89	11-30
Standish Village at Lower Mills	Suffolk County	108	>30
Stone Hill at Andover	Essex County	109	1-10
Stonebridge at Burlington	Middlesex County	119	1-10
Sugar Hill	Berkshire County	49	0
Sunny Acres - Legacy Care	Middlesex County	12	1-10
Sunrise at Gardner Park	Essex County	62	1-10

Data Source: Self-Reported Data from ALRs to Office of Elder Affairs; * Includes staff and residents; Note: This list includes all Assisted Living Residences and their reported COVID-19 cases to date (staff and residents). The number of cases for a facility relies on the amount of testing conducted; facilities not included on this may have COVID-19 cases that have not yet been identified. Some facilities have tested some or all residents only; some have also tested staff. A low number of cases may reflect that not all residents and staff have not been tested, not necessarily low prevalence



Massachusetts Department of Public Health COVID-19 Dashboard - Wednesday, July 29, 2020

COVID Cases in Assisted Living Residences (4/5)

Data collected as of 7/29/2020 8:00am

Facility	County	Maximum Capacity	Number of Confirmed Cases*
▲			
Sunrise of Arlington	Middlesex County	95	> 30
Sunrise of Braintree	Norfolk County	79	11-30
Sunrise of Burlington	Middlesex County	126	11-30
Sunrise of Cohasset	Norfolk County	79	1-10
Sunrise of Leominster	Worcester County	85	11-30
Sunrise of Lynnfield	Essex County	94	11-30
Sunrise of Norwood	Norfolk County	88	11-30
Sunrise of Plymouth Beach	Plymouth County	102	0
Sunrise of Wayland	Middlesex County	74	11-30
Sunrise of Weston	Middlesex County	34	1-10
Susan Bailis Assisted Living Community	Suffolk County	136	1-10
Swan Brook	Bristol County	29	1-10
Tatnuck Park at Worcester	Worcester County	83	1-10
The Arbors at Amherst	Hampshire County	86	1-10
The Arbors at Chicopee	Hampden County	92	0
The Arbors at Dracut	Middlesex County	84	1-10
The Arbors at Greenfield	Franklin County	76	0
The Arbors at Stoneham	Middlesex County	89	11-30
The Arbors at Stoughton	Norfolk County	91	> 30
The Arbors at Taunton	Bristol County	87	> 30
The Arbors at Westfield	Hampden County	90	11-30
The Assisted Living Residences at Hancock Park	Norfolk County	42	0
The Branches of Framingham	Middlesex County	104	1-10
The Branches of Marlboro	Middlesex County	104	11-30
The Branches of North Attleboro	Bristol County	104	1-10
The Cottages at Dartmouth Village	Bristol County	94	1-10
The Elms at Briarwood	Worcester County	34	0
The Enclave of Franklin	Norfolk County	96	1-10
The Evergreens	Worcester County	12	0
The Falls at Cordingly Dam	Middlesex County	93	> 30

Facility	County	Maximum Capacity	Number of Confirmed Cases*
▲			
The Gables at Winchester	Middlesex County	141	1-10
The Gables of Fitchburg	Worcester County	70	1-10
The Inn at Silver Lake	Plymouth County	93	11-30
The Landing at Laurel Lake	Berkshire County	80	0
The Linden at Danvers	Essex County	116	1-10
The Linden at Dedham	Norfolk County	113	1-10
The Parc at Harbor View Senior Living	Suffolk County	73	1-10
The Reserve at East Longmeadow	Hampden County	126	1-10
The Residence at Cedar Dell	Bristol County	80	1-10
The Residence at Five Corners	Bristol County	90	1-10
The Residence at Freeman Lake	Middlesex County	85	1-10
The Residence at Melrose Station	Middlesex County	92	1-10
The Residence at Orchard Grove	Worcester County	60	0
The Residence at Pearl Street	Middlesex County	89	> 30
The Residence at Penniman Hill	Plymouth County	92	0
The Residence at Riverbend	Essex County	83	1-10
The Residence at Valley Farm	Middlesex County	82	11-30
The Residence at Vinnin Square	Essex County	88	11-30
The Residence at Watertown Square	Middlesex County	95	1-10
The Residences at Sherburne Commons	Nantucket County	54	0
The Rubin Home Assisted Living	Essex County	16	1-10
The Saab Residence	Middlesex County	62	11-30
The Wellington at Springfield	Hampden County	108	0
The Woodlands Inn at Edgewood	Essex County	40	1-10
Thirwood Place	Barnstable County	95	0
Traditions of Dedham	Norfolk County	96	0
Traditions of Wayland	Middlesex County	81	11-30
Victorian Health of Chatham	Barnstable County	40	0
Village at Willow Crossings	Bristol County	118	> 30
Visiting Nurse Assisted Living	Middlesex County	97	0

Data Source: Self-Reported Data from ALRs to Office of Elder Affairs; * Includes staff and residents; Note: This list includes all Assisted Living Residences and their reported COVID-19 cases to date (staff and residents). The number of cases for a facility relies on the amount of testing conducted; facilities not included on this may have COVID-19 cases that have not yet been identified. Some facilities have tested some or all residents only; some have also tested staff. A low number of cases may reflect that not all residents and staff have not been tested, not necessarily low prevalence



Massachusetts Department of Public Health COVID-19 Dashboard - Wednesday, July 29, 2020

COVID Cases in Assisted Living Residences (5/5)

Data collected as of 7/29/2020 8:00am

Facility	County	Maximum Capacity	Number of Confirmed Cases*
▲			
Waltham Crossings	Middlesex County	112	> 30
Waterstone at Wellesley	Norfolk County	52	1-10
Whaler's Cove	Bristol County	130	1-10
Whitcomb House	Worcester County	87	0
White Oak Cottages	Norfolk County	24	1-10
Whitney Place at Natick	Middlesex County	106	11-30
Whitney Place at Northborough	Worcester County	83	1-10
Whitney Place at Northbridge	Worcester County	30	1-10
Whitney Place at Sharon	Norfolk County	91	11-30
Whitney Place at Westborough	Worcester County	85	0
Whitney Suites at Westborough	Worcester County	43	1-10
Winchester Mount Vernon House	Middlesex County	17	0
Windrose at Weymouth	Norfolk County	53	11-30
Windrose at Woburn	Middlesex County	33	11-30
Windsor Place of Wilmington	Middlesex County	101	11-30
Wingate Residences at Boylston Place	Norfolk County	48	1-10
Wingate Residences at Haverhill	Essex County	69	11-30
Wingate Residences at Melbourne	Berkshire County	124	0
Wingate Residences at Needham	Norfolk County	101	> 30
Wingate Residences at Norton	Bristol County	82	1-10
Winter Valley Residences	Norfolk County	17	0
Wood Haven Senior Living	Middlesex County	58	11-30
Woodlands at Pleasant Bay	Barnstable County	59	0
Youville House Assisted Living Residence, Inc.	Middlesex County	143	11-30
Youville Place	Middlesex County	101	> 30
Zelma Lacey House	Suffolk County	83	1-10

Data Source: Self-Reported Data from ALRs to Office of Elder Affairs; * Includes staff and residents; Note: This list includes all Assisted Living Residences and their reported COVID-19 cases to date (staff and residents). The number of cases for a facility relies on the amount of testing conducted; facilities not included on this may have COVID-19 cases that have not yet been identified. Some facilities have tested some or all residents only; some have also tested staff. A low number of cases may reflect that not all residents and staff have not been tested, not necessarily low prevalence



PPE Distribution by Recipient Type and Geography

Cumulative PPE distribution as of 7/28/2020 at 3:00pm

PPE Distribution Summary - By Entity Type

Entity	N95s/KN95s	Masks	Gloves	Gowns	Ventilators
Community health center	74,010	107,450	99,600	20,849	0
EMS (Private)	38,500	47,900	63,600	3,548	0
Hospital	251,580	234,400	303,200	58,446	679
Local BOH	16,925	56,700	88,000	2,136	0
Local Municipalities (e.g. Fire, Police, Public EMS)	525,913	465,896	1,654,907	164,602	0
Nursing home/Senior living	397,810	916,250	1,098,600	158,424	0
Other (e.g. home and pediatric care)	4,798,097	6,849,263	2,902,475	195,351	0
Public safety (30-day supply)	167,325	0	0	0	0
State agency	2,653,785	1,323,836	3,695,697	122,656	0
Total distributions	8,923,945	10,001,695	9,906,079	726,012	679

PPE Distribution Summary - By Region

Central Massachusetts	546,539	814,117	1,027,650	93,179	83
Metro Boston	370,891	475,350	720,342	54,111	204
Metro West	1,221,330	1,510,082	1,358,574	169,731	136
Northeastern Massachusetts	876,266	1,225,163	744,632	55,820	117
Southeastern Massachusetts	845,815	1,336,835	1,572,708	149,674	79
State agency	3,986,262	3,262,751	3,924,990	111,648	0
Western Massachusetts	1,076,842	1,377,397	557,183	91,849	60
Total distributions	8,923,945	10,001,695	9,906,079	726,012	679

Note: Total distributions include those from DPH and MEMA. Those state agencies which are not linked to specific geographies are tagged as state agencies. The "other" category includes all entities that cannot be classified as one of the 8 entity types.



Massachusetts Department of Public Health COVID-19 Dashboard - Wednesday, July 29, 2020

PPE Distribution by Recipient Type and Geography

Cumulative PPE distribution as of 7/28/2020 at 3:00pm

Region	Entity	N95s/KN95s	Masks	Gloves	Gowns	Ventilators	Region	Entity	N95s/KN95s	Masks	Gloves	Gowns	Ventilators
Central Massachusetts	Community health center	10,900	30,350	16,800	3,198	0	Northeastern Massachusetts	Community health center	2,640	3,300	5,000	396	0
	EMS (Private)	3,800	3,300	5,000	900	0		EMS (Private)	2,000	6,900	10,200	120	0
	Hospital	23,120	13,600	18,200	5,106	83		Hospital	29,730	32,800	11,600	2,242	117
	Local BOH	2,060	9,000	18,000	490	0		Local BOH	2,720	6,000	9,200	80	0
	Local Municipalities (e.g. Fire, Police, Public EMS)	92,570	57,884	252,650	30,254	0		Local Municipalities (e.g. Fire, Police, Public EMS)	48,636	56,708	278,300	15,356	0
	Nursing home/Senior living	57,400	141,000	128,200	24,969	0		Nursing home/Senior living	49,785	125,900	153,600	15,586	0
	Other (e.g. home and pediatric care)	340,239	554,683	588,400	27,462	0		Other (e.g. home and pediatric care)	707,935	993,555	276,732	21,640	0
	Public safety (30-day supply)	14,450	0	0	0	0		Public safety (30-day supply)	32,820	0	0	0	0
	State agency	2,000	4,300	400	800	0		State agency	0	0	0	400	0
	Total	546,539	814,117	1,027,650	93,179	83		Total	876,266	1,225,163	744,632	55,820	117
Metro Boston	Community health center	9,960	19,200	22,900	4,230	0	Southeastern Massachusetts	Community health center	11,150	17,400	12,400	485	0
	EMS (Private)	5,000	0	0	0	0		EMS (Private)	3,860	6,600	12,000	186	0
	Hospital	39,110	45,500	90,900	9,580	204		Hospital	59,800	44,800	67,300	12,240	79
	Local BOH	3,720	1,000	6,000	300	0		Local BOH	3,700	11,600	35,600	806	0
	Local Municipalities (e.g. Fire, Police, Public EMS)	53,151	28,200	309,120	13,670	0		Local Municipalities (e.g. Fire, Police, Public EMS)	107,132	118,005	418,320	41,632	0
	Nursing home/Senior living	25,890	82,950	52,700	10,666	0		Nursing home/Senior living	93,845	200,850	305,400	34,506	0
	Other (e.g. home and pediatric care)	226,405	297,450	214,322	14,997	0		Other (e.g. home and pediatric care)	524,658	930,780	690,288	56,079	0
	Public safety (30-day supply)	6,455	0	0	0	0		Public safety (30-day supply)	37,800	0	0	0	0
	State agency	1,200	1,050	24,400	668	0		State agency	3,870	6,800	31,400	3,740	0
	Total	370,891	475,350	720,342	54,111	204		Total	845,815	1,336,835	1,572,708	149,674	79
Metro West	Community health center	31,160	18,350	21,500	10,314	0	Western Massachusetts	Community health center	8,200	18,850	21,000	2,226	0
	EMS (Private)	14,440	16,600	4,000	1,240	0		EMS (Private)	9,400	14,500	32,400	1,102	0
	Hospital	63,420	33,400	115,200	19,274	136		Hospital	36,400	64,300	0	10,004	60
	Local BOH	1,920	17,500	14,200	160	0		Local BOH	2,805	11,600	5,000	300	0
	Local Municipalities (e.g. Fire, Police, Public EMS)	125,391	102,402	218,324	29,208	0		Local Municipalities (e.g. Fire, Police, Public EMS)	99,033	102,697	178,193	34,482	0
	Nursing home/Senior living	115,030	206,000	334,100	45,745	0		Nursing home/Senior living	55,860	159,550	124,600	26,952	0
	Other (e.g. home and pediatric care)	823,501	1,108,630	612,150	58,500	0		Other (e.g. home and pediatric care)	831,349	1,001,400	191,590	16,433	0
	Public safety (30-day supply)	42,785	0	0	0	0		Public safety (30-day supply)	33,015	0	0	0	0
	State agency	3,683	7,200	39,100	5,290	0		State agency	780	4,500	4,400	350	0
	Total	1,221,330	1,510,082	1,358,574	169,731	136		Total	1,076,842	1,377,397	557,183	91,849	60

Note: Total distributions include those from DPH and MEMA. Those state agencies which are not linked to specific geographies are tagged as state agencies. The "other" category includes all entities that cannot be classified as one of the 8 entity types.



Massachusetts Department of Public Health COVID-19 Dashboard - Wednesday, July 29, 2020

PPE Distribution by Recipient Type and Geography

Cumulative PPE distribution as of 7/28/2020 at 3:00pm

Region	Entity	N95s/KN95s	Masks	Gloves	Gowns	Ventilators
State agency	Community health center	0	0	0	0	0
	EMS (Private)	0	0	0	0	0
	Hospital	0	0	0	0	0
	Local BOH	0	0	0	0	0
	Local Municipalities (e.g. Fire, Police, Public EMS)	0	0	0	0	0
	Nursing home/Senior living	0	0	0	0	0
	Other (e.g. home and pediatric care)	1,344,010	1,962,765	328,993	240	0
	Public safety (30-day supply)	0	0	0	0	0
	State agency	2,642,252	1,299,986	3,595,997	111,408	0
	Total	3,986,262	3,262,751	3,924,990	111,648	0
Massachusetts	Community health center	74,010	107,450	99,600	20,849	0
	EMS (Private)	38,500	47,900	63,600	3,548	0
	Hospital	251,580	234,400	303,200	58,446	679
	Local BOH	16,925	56,700	88,000	2,136	0
	Local Municipalities (e.g. Fire, Police, Public EMS)	525,913	465,896	1,654,907	164,602	0
	Nursing home/Senior living	397,810	916,250	1,098,600	158,424	0
	Other (e.g. home and pediatric care)	4,798,097	6,849,263	2,902,475	195,351	0
	Public safety (30-day supply)	167,325	0	0	0	0
	State agency	2,653,785	1,323,836	3,695,697	122,656	0
	Total	8,923,945	10,001,695	9,906,079	726,012	679

Note: Total distributions include those from DPH and MEMA. Those state agencies which are not linked to specific geographies are tagged as state agencies. The "other" category includes all entities that cannot be classified as one of the 8 entity types.