



Weekly COVID-19 Public Health Report

The Weekly COVID-19 Public Health Report includes enhanced, more granular information to be updated on a weekly, or biweekly basis, including town-by-town case and testing information, cases and deaths in Long Term Care Facilities, updates on nursing facility audit results, and more.





Table of Contents

Count and Rate (per 100,000) of Confirmed COVID-19 Cases and Persons Tested in MA by City/TownPage 3

Map of Count of Confirmed COVID-19 Cases in MA by City/Town.....Page 18

Map of Count of Persons Tested for COVID-19 (PCR only) per 100,000 populations.....Page 19

Map of Percent Positivity (PCR only) for COVID-19 in MA by City/Town.....Page 20

Massachusetts Residents Quarantined due to COVID-19.....Page 21

Massachusetts Residents Isolated due to COVID-19.....Page 22

COVID Cases and Facility-Reported Deaths in Long Term Care Facilities.....Page 23

Nursing Facilities Baseline Testing.....Page 31

Nursing Facilities Clinical Audits.....Page 44

COVID Cases in Assisted Living Residences.....Page 68

PPE Distribution by Recipient Type and Geography.....Page 73



Count and Rate (per 100,000) of Confirmed COVID-19 Cases and Persons Tested¹ in MA by City/Town, January 1, 2020 – June 17, 2020

City/Town	Count	Rate	Total Persons Tested	Tested Rate	Percent Positivity
Abington	231	1286.12	1622	9030.70	14.24%
Acton	156	657.33	1618	6817.74	9.64%
Acushnet	86	822.70	915	8753.13	9.40%
Adams	35	422.67	484	5844.92	7.23%
Agawam	450	1573.19	2666	9320.26	16.88%
Alford	<5	*	15	3215.80	*
Amesbury	175	1051.34	1460	8771.21	11.99%
Amherst	93	229.64	1564	3861.93	5.95%
Andover	300	832.98	3052	8474.22	9.83%
Aquinnah	<5	*	25	9429.34	*
Arlington	304	663.63	3241	7075.04	9.38%
Ashburnham	32	509.56	443	7054.25	7.22%
Ashby	15	433.84	211	6102.72	7.11%
Ashfield	<5	*	66	3848.65	*
Ashland	245	1256.88	1610	8259.47	15.22%
Athol	62	518.17	1142	9544.41	5.43%
Attleboro	650	1404.86	4169	9010.59	15.59%
Auburn	213	1291.50	1585	9610.48	13.44%
Avon	72	1643.58	477	10888.69	15.09%
Ayer	130	1608.91	2002	24777.29	6.49%
Barnstable	359	800.53	3589	8003.04	10.00%
Barre	61	1097.56	409	7359.07	14.91%
Becket	14	777.58	110	6109.59	12.73%
Bedford	262	1758.82	4190	28127.63	6.25%
Belchertown	101	634.31	900	5652.29	11.22%



Count and Rate (per 100,000) of Confirmed COVID-19 Cases and Persons Tested¹ in MA by City/Town, January 1, 2020 – June 17, 2020

City/Town	Count	Rate	Total Persons Tested	Tested Rate	Percent Positivity
Bellingham	124	693.65	1207	6751.94	10.27%
Belmont	229	838.64	1813	6639.52	12.63%
Berkley	68	1002.93	591	8716.60	11.51%
Berlin	20	626.32	225	7046.12	8.89%
Bernardston	6	286.94	133	6360.61	4.51%
Beverly	604	1467.21	3630	8817.82	16.64%
Billerica	535	1227.54	3905	8959.90	13.70%
Blackstone	46	508.60	662	7319.46	6.95%
Blandford	<5	*	49	4033.84	*
Bolton	11	217.71	284	5620.89	3.87%
Boston	13783	1983.26	75465	10858.77	18.26%
Bourne	152	726.58	1663	7949.33	9.14%
Boxborough	24	469.89	333	6519.71	7.21%
Boxford	39	505.36	487	6310.57	8.01%
Boylston	20	445.55	336	7485.18	5.95%
Braintree	808	2052.86	4276	10863.90	18.90%
Brewster	103	1039.11	722	7283.85	14.27%
Bridgewater	356	1251.45	3692	12978.53	9.64%
Brimfield	6	161.06	184	4939.04	3.26%
Brockton	4172	4246.39	16109	16396.22	25.90%
Brookfield	19	518.88	200	5461.93	9.50%
Brookline	379	588.65	3703	5751.39	10.23%
Buckland	8	430.00	21	1128.75	38.10%
Burlington	264	955.02	2261	8179.14	11.68%
Cambridge	977	866.24	15237	13509.67	6.41%



Count and Rate (per 100,000) of Confirmed COVID-19 Cases and Persons Tested¹ in MA by City/Town, January 1, 2020 – June 17, 2020

City/Town	Count	Rate	Total Persons Tested	Tested Rate	Percent Positivity
Canton	282	1222.65	2633	11415.73	10.71%
Carlisle	15	314.55	253	5305.37	5.93%
Carver	57	468.12	870	7145.05	6.55%
Charlemont	<5	*	67	5624.34	*
Charlton	74	525.86	1196	8499.07	6.19%
Chatham	18	307.37	459	7837.93	3.92%
Chelmsford	331	919.91	3858	10722.15	8.58%
Chelsea	2885	7659.63	7778	20650.69	37.09%
Cheshire	<5	*	189	6339.32	*
Chester	<5	*	68	5010.58	*
Chesterfield	<5	*	61	4984.34	*
Chicopee	422	740.16	4402	7720.77	9.59%
Chilmark	<5	*	124	16025.10	*
Clarksburg	7	415.82	74	4395.86	9.46%
Clinton	241	1712.23	1545	10976.72	15.60%
Cohasset	25	337.86	460	6216.61	5.43%
Colrain	<5	*	75	4670.28	*
Concord	172	918.56	2382	12720.99	7.22%
Conway	<5	*	106	5467.56	*
Cummington	<5	*	57	7162.49	*
Dalton	11	168.66	486	7451.54	2.26%
Danvers	719	2517.88	3939	13794.04	18.25%
Dartmouth	379	1029.36	3851	10459.16	9.84%
Dedham	399	1470.98	2749	10134.63	14.51%
Deerfield	9	168.77	276	5175.76	3.26%



Count and Rate (per 100,000) of Confirmed COVID-19 Cases and Persons Tested¹ in MA by City/Town, January 1, 2020 – June 17, 2020

City/Town	Count	Rate	Total Persons Tested	Tested Rate	Percent Positivity
Dennis	95	718.41	1055	7978.15	9.00%
Dighton	68	866.71	656	8361.19	10.37%
Douglas	45	478.74	549	5840.64	8.20%
Dover	18	345.41	269	5161.97	6.69%
Dracut	456	1411.53	3937	12186.86	11.58%
Dudley	83	670.23	707	5709.04	11.74%
Dunstable	10	300.12	206	6182.38	4.85%
Duxbury	108	713.66	1461	9654.19	7.39%
East Bridgewater	176	1192.70	1324	8972.39	13.29%
East Brookfield	14	624.60	107	4773.70	13.08%
East Longmeadow	270	1596.26	1530	9045.48	17.65%
Eastham	10	215.22	258	5552.70	3.88%
Easthampton	82	505.75	1097	6765.95	7.47%
Easton	269	1135.10	2156	9097.71	12.48%
Edgartown	7	170.66	495	12068.38	1.41%
Egremont	5	456.27	56	5110.25	8.93%
Erving	6	286.53	117	5587.30	5.13%
Essex	23	618.17	236	6342.91	9.75%
Everett	1724	3551.97	6365	13113.87	27.09%
Fairhaven	240	1497.14	2140	13349.51	11.21%
Fall River	1543	1725.04	11787	13177.61	13.09%
Falmouth	195	623.97	3156	10098.73	6.18%
Fitchburg	776	1840.93	5433	12888.86	14.28%
Florida	<5	*	31	3949.16	*
Foxborough	112	618.35	1370	7563.70	8.18%



Count and Rate (per 100,000) of Confirmed COVID-19 Cases and Persons Tested¹ in MA by City/Town, January 1, 2020 – June 17, 2020

City/Town	Count	Rate	Total Persons Tested	Tested Rate	Percent Positivity
Framingham	1707	2292.31	8487	11397.11	20.11%
Franklin	131	387.43	2107	6231.49	6.22%
Freetown	96	1060.97	757	8366.23	12.68%
Gardner	190	950.48	3305	16533.36	5.75%
Georgetown	55	615.64	552	6178.75	9.96%
Gill	<5	*	72	4321.84	*
Gloucester	257	897.82	2008	7014.86	12.80%
Goshen	<5	*	26	2266.17	*
Gosnold	0	0	0	0	0
Grafton	94	471.31	1261	6322.60	7.45%
Granby	28	455.91	318	5177.88	8.81%
Granville	10	642.55	102	6553.98	9.80%
Great Barrington	72	1059.49	855	12581.40	8.42%
Greenfield	200	1151.78	1545	8897.50	12.94%
Groton	41	352.07	782	6715.07	5.24%
Groveland	32	468.27	487	7126.48	6.57%
Hadley	42	730.39	546	9495.08	7.69%
Halifax	56	732.85	617	8074.44	9.08%
Hamilton	36	481.67	471	6301.83	7.64%
Hampden	91	1841.81	418	8460.20	21.77%
Hancock	<5	*	14	2154.16	*
Hanover	70	488.66	1009	7043.71	6.94%
Hanson	105	980.69	864	8069.69	12.15%
Hardwick	9	271.78	160	4831.67	5.63%
Harvard	18	259.84	306	4417.29	5.88%



Count and Rate (per 100,000) of Confirmed COVID-19 Cases and Persons Tested¹ in MA by City/Town, January 1, 2020 – June 17, 2020

City/Town	Count	Rate	Total Persons Tested	Tested Rate	Percent Positivity
Harwich	120	955.18	987	7856.36	12.16%
Hatfield	17	523.54	213	6559.63	7.98%
Haverhill	1209	1836.11	7869	11950.69	15.36%
Hawley	0	0	5	1706.94	0
Heath	0	0	22	3646.30	0
Hingham	269	1130.84	2102	8836.50	12.80%
Hinsdale	<5	*	141	6630.08	*
Holbrook	194	1717.57	1174	10393.94	16.52%
Holden	115	609.73	1728	9161.81	6.66%
Holland	8	312.46	96	3749.54	8.33%
Holliston	56	406.25	989	7174.75	5.66%
Holyoke	899	2181.81	4673	11341.02	19.24%
Hopedale	41	721.96	634	11163.90	6.47%
Hopkinton	121	741.67	1229	7533.21	9.85%
Hubbardston	6	128.74	287	6157.86	2.09%
Hudson	185	883.20	1590	7590.77	11.64%
Hull	50	506.25	732	7411.54	6.83%
Huntington	14	633.09	135	6104.81	10.37%
Ipswich	71	528.00	1114	8284.42	6.37%
Kingston	136	1002.70	1238	9127.51	10.99%
Lakeville	58	513.70	833	7377.77	6.96%
Lancaster	101	1178.83	652	7609.89	15.49%
Lanesborough	8	262.63	187	6138.94	4.28%
Lawrence	3443	3904.69	13689	15524.65	25.15%
Lee	20	340.15	491	8350.63	4.07%



Count and Rate (per 100,000) of Confirmed COVID-19 Cases and Persons Tested¹ in MA by City/Town, January 1, 2020 – June 17, 2020

City/Town	Count	Rate	Total Persons Tested	Tested Rate	Percent Positivity
Leicester	149	1322.81	1042	9250.81	14.30%
Lenox	13	266.47	701	14368.79	1.85%
Leominster	667	1643.18	5286	13022.25	12.62%
Leverett	<5	*	102	5049.84	*
Lexington	322	945.80	2338	6867.36	13.77%
Leyden	0	0	5	797.40	0
Lincoln	38	439.16	588	6795.36	6.46%
Littleton	99	1018.71	714	7347.04	13.87%
Longmeadow	213	1373.33	1250	8059.45	17.04%
Lowell	2807	2402.05	17581	15044.67	15.97%
Ludlow	124	594.32	1702	8157.58	7.29%
Lunenburg	61	586.15	880	8455.92	6.93%
Lynn	3548	3516.24	13185	13066.97	26.91%
Lynnfield	93	798.35	1027	8816.20	9.06%
Malden	1211	1787.36	7115	10501.27	17.02%
Manchester	20	404.34	252	5094.64	7.94%
Mansfield	163	689.62	1856	7852.39	8.78%
Marblehead	228	1186.41	1671	8695.17	13.64%
Marion	13	280.14	542	11679.76	2.40%
Marlborough	966	2223.81	5142	11837.28	18.79%
Marshfield	164	634.20	1939	7498.20	8.46%
Mashpee	60	390.17	1360	8843.88	4.41%
Mattapoisett	34	588.09	445	7697.06	7.64%
Maynard	69	661.26	870	8337.63	7.93%
Medfield	36	315.78	764	6701.53	4.71%



Count and Rate (per 100,000) of Confirmed COVID-19 Cases and Persons Tested¹ in MA by City/Town, January 1, 2020 – June 17, 2020

City/Town	Count	Rate	Total Persons Tested	Tested Rate	Percent Positivity
Medford	1014	1667.37	6499	10686.61	15.60%
Medway	117	894.50	898	6865.48	13.03%
Melrose	240	829.81	2394	8277.38	10.03%
Mendon	30	517.86	376	6490.45	7.98%
Merrimac	36	563.38	502	7856.07	7.17%
Methuen	995	1858.04	6115	11419.03	16.27%
Middleborough	263	976.90	2492	9256.42	10.55%
Middlefield	0	0	11	2424.73	0
Middleton	163	1579.56	951	9215.73	17.14%
Milford	636	2170.41	3318	11322.98	19.17%
Millbury	207	1515.70	1314	9621.37	15.75%
Millis	48	607.93	589	7459.75	8.15%
Millville	19	535.10	217	6111.38	8.76%
Milton	299	1044.37	2168	7572.54	13.79%
Monroe	0	0	6	6039.47	0
Monson	35	414.93	466	5524.43	7.51%
Montague	27	315.84	580	6784.77	4.66%
Monterey	0	0	32	3429.59	0
Montgomery	<5	*	10	1129.31	*
Mount Washington	0	0	2	1475.43	0
Nahant	40	1222.52	309	9443.99	12.94%
Nantucket	13	114.64	842	7425.37	1.54%
Natick	412	1146.91	2769	7708.25	14.88%
Needham	328	1118.99	2400	8187.72	13.67%
New Ashford	0	0	8	4407.64	0



Count and Rate (per 100,000) of Confirmed COVID-19 Cases and Persons Tested¹ in MA by City/Town, January 1, 2020 – June 17, 2020

City/Town	Count	Rate	Total Persons Tested	Tested Rate	Percent Positivity
New Bedford	2052	2061.17	12908	12965.68	15.90%
New Braintree	<5	*	51	4817.01	*
New Marlborough	7	457.53	59	3856.31	11.86%
New Salem	<5	*	58	5878.16	*
Newbury	14	210.57	420	6317.04	3.33%
Newburyport	98	550.45	1809	10160.80	5.42%
Newton	765	833.99	7604	8289.76	10.06%
Norfolk	25	202.50	1698	13753.64	1.47%
North Adams	46	352.30	762	5835.93	6.04%
North Andover	339	1120.71	3229	10674.87	10.50%
North Attleborough	249	824.09	2102	6956.81	11.85%
North Brookfield	16	344.33	273	5875.21	5.86%
North Reading	187	1130.95	1143	6912.71	16.36%
Northampton	271	927.08	2674	9147.68	10.13%
Northborough	223	1628.83	1393	10174.71	16.01%
Northbridge	310	1723.72	1716	9541.65	18.07%
Northfield	<5	*	162	5439.43	*
Norton	132	664.56	1535	7727.97	8.60%
Norwell	119	1111.64	832	7772.14	14.30%
Norwood	568	1886.28	3667	12177.77	15.49%
Oak Bluffs	5	96.73	427	8260.88	1.17%
Oakham	7	331.31	123	5821.62	5.69%
Orange	40	490.03	663	8122.22	6.03%
Orleans	16	283.29	370	6551.00	4.32%
Otis	<5	*	81	4359.88	*



Count and Rate (per 100,000) of Confirmed COVID-19 Cases and Persons Tested¹ in MA by City/Town, January 1, 2020 – June 17, 2020

City/Town	Count	Rate	Total Persons Tested	Tested Rate	Percent Positivity
Oxford	79	573.18	966	7008.81	8.18%
Palmer	48	403.55	771	6482.03	6.23%
Paxton	33	666.77	318	6425.19	10.38%
Peabody	969	1737.62	5625	10086.84	17.23%
Pelham	<5	*	74	5935.05	*
Pembroke	91	487.33	1286	6886.88	7.08%
Pepperell	52	423.42	693	5642.90	7.50%
Peru	<5	*	49	5827.76	*
Petersham	7	552.57	102	8051.78	6.86%
Phillipston	15	875.04	126	7350.34	11.90%
Pittsfield	171	386.20	4200	9485.55	4.07%
Plainfield	<5	*	35	5545.81	*
Plainville	64	701.47	691	7573.68	9.26%
Plymouth	595	959.12	5705	9196.26	10.43%
Plympton	11	368.01	193	6456.84	5.70%
Princeton	6	183.92	241	7387.31	2.49%
Provincetown	22	838.46	305	11624.05	7.21%
Quincy	1120	1107.37	9012	8910.40	12.43%
Randolph	938	2741.17	4650	13588.93	20.17%
Raynham	237	1586.66	1593	10664.76	14.88%
Reading	293	1066.08	2239	8146.58	13.09%
Rehoboth	61	483.52	751	5952.81	8.12%
Revere	1733	2844.89	7303	11988.58	23.73%
Richmond	5	376.53	68	5120.85	7.35%
Rochester	34	603.09	424	7520.94	8.02%



Count and Rate (per 100,000) of Confirmed COVID-19 Cases and Persons Tested¹ in MA by City/Town, January 1, 2020 – June 17, 2020

City/Town	Count	Rate	Total Persons Tested	Tested Rate	Percent Positivity
Rockland	281	1557.96	1758	9746.93	15.98%
Rockport	82	1251.11	477	7277.78	17.19%
Rowe	0	0	19	5549.46	0
Rowley	54	874.69	502	8131.41	10.76%
Royalston	<5	*	67	5254.86	*
Russell	11	582.93	92	4875.38	11.96%
Rutland	52	577.20	607	6737.67	8.57%
Salem	620	1377.21	4434	9849.28	13.98%
Salisbury	52	588.20	662	7488.18	7.85%
Sandisfield	<5	*	125	13381.80	*
Sandwich	93	442.13	1308	6218.29	7.11%
Saugus	553	1945.44	3136	11032.39	17.63%
Savoy	<5	*	32	5061.01	*
Scituate	184	1015.37	1367	7543.52	13.46%
Seekonk	81	578.48	879	6277.53	9.22%
Sharon	150	819.19	1346	7350.88	11.14%
Sheffield	15	485.90	183	5928.03	8.20%
Shelburne	8	432.60	227	12275.09	3.52%
Sherborn	13	338.78	196	5107.72	6.63%
Shirley	175	2076.17	2345	27820.36	7.46%
Shrewsbury	315	799.51	3015	7652.50	10.45%
Shutesbury	<5	*	70	3986.03	*
Somerset	200	1080.64	2310	12481.37	8.66%
Somerville	921	1203.32	10527	13753.88	8.75%
South Hadley	142	784.57	1084	5989.24	13.10%



Count and Rate (per 100,000) of Confirmed COVID-19 Cases and Persons Tested¹ in MA by City/Town, January 1, 2020 – June 17, 2020

City/Town	Count	Rate	Total Persons Tested	Tested Rate	Percent Positivity
Southampton	30	499.54	354	5894.54	8.47%
Southborough	41	421.69	662	6808.82	6.19%
Southbridge	156	926.19	1056	6269.58	14.77%
Southwick	49	500.34	615	6279.77	7.97%
Spencer	49	425.34	816	7083.20	6.00%
Springfield	2697	1703.37	14797	9345.49	18.23%
Sterling	119	1511.43	736	9347.99	16.17%
Stockbridge	14	802.96	154	8832.57	9.09%
Stoneham	369	1654.42	2586	11594.36	14.27%
Stoughton	600	2169.39	3362	12155.81	17.85%
Stow	27	374.49	414	5742.22	6.52%
Sturbridge	42	402.22	434	4156.25	9.68%
Sudbury	194	1083.56	1499	8372.48	12.94%
Sunderland	9	236.75	177	4656.08	5.08%
Sutton	53	589.90	568	6321.99	9.33%
Swampscott	128	933.85	1523	11111.38	8.40%
Swansea	132	826.58	1628	10194.44	8.11%
Taunton	962	1679.51	6667	11639.57	14.43%
Templeton	122	1366.03	822	9203.93	14.84%
Tewksbury	574	1864.20	3718	12075.09	15.44%
Tisbury	7	168.21	629	15115.29	1.11%
Tolland	<5	*	9	2132.16	*
Topsfield	112	1916.52	581	9941.93	19.28%
Townsend	32	349.77	594	6492.57	5.39%
Truro	10	506.37	122	6177.75	8.20%



Count and Rate (per 100,000) of Confirmed COVID-19 Cases and Persons Tested¹ in MA by City/Town, January 1, 2020 – June 17, 2020

City/Town	Count	Rate	Total Persons Tested	Tested Rate	Percent Positivity
Tyngsborough	90	750.57	1041	8681.62	8.65%
Tyringham	<5	*	20	7965.60	*
Upton	24	265.46	406	4490.65	5.91%
Uxbridge	74	480.11	939	6092.15	7.88%
Wakefield	309	1144.24	2899	10735.12	10.66%
Wales	<5	*	80	4197.52	*
Walpole	231	891.87	2564	9899.35	9.01%
Waltham	1218	1827.20	6114	9171.98	19.92%
Ware	31	305.76	625	6164.46	4.96%
Wareham	210	876.80	2158	9010.14	9.73%
Warren	22	405.76	234	4315.77	9.40%
Warwick	0	0	43	5737.05	0
Washington	<5	*	27	5911.31	*
Watertown	384	1157.58	2994	9025.49	12.83%
Wayland	106	798.07	1100	8281.88	9.64%
Webster	216	1256.47	1874	10901.05	11.53%
Wellesley	231	776.87	1957	6581.54	11.80%
Wellfleet	<5	*	156	5654.85	*
Wendell	0	0	43	5886.97	0
Wenham	19	364.96	229	4398.70	8.30%
West Boylston	43	547.76	672	8560.29	6.40%
West Bridgewater	142	1959.29	762	10513.94	18.64%
West Brookfield	18	485.23	406	10944.65	4.43%
West Newbury	10	245.01	224	5488.18	4.46%
West Springfield	360	1222.11	2490	8452.95	14.46%



Count and Rate (per 100,000) of Confirmed COVID-19 Cases and Persons Tested¹ in MA by City/Town, January 1, 2020 – June 17, 2020

City/Town	Count	Rate	Total Persons Tested	Tested Rate	Percent Positivity
West Stockbridge	5	418.16	70	5854.31	7.14%
West Tisbury	7	242.81	194	6729.17	3.61%
Westborough	336	1783.23	1820	9659.18	18.46%
Westfield	433	1041.41	3139	7549.59	13.79%
Westford	138	596.39	1734	7493.73	7.96%
Westhampton	5	293.92	65	3820.98	7.69%
Westminster	32	436.43	564	7692.16	5.67%
Weston	108	973.52	1060	9554.93	10.19%
Westport	96	576.79	1373	8249.28	6.99%
Westwood	121	820.93	1219	8270.37	9.93%
Weymouth	698	1245.02	5416	9660.51	12.89%
Whately	5	340.12	46	3129.14	10.87%
Whitman	186	1206.24	1302	8443.70	14.29%
Wilbraham	221	1519.69	1156	7949.15	19.12%
Williamsburg	10	405.37	228	9242.52	4.39%
Williamstown	82	1112.81	647	8780.33	12.67%
Wilmington	326	1337.54	2039	8365.75	15.99%
Winchendon	88	818.86	990	9212.18	8.89%
Winchester	115	515.15	1824	8170.67	6.30%
Windsor	0	0	43	5033.99	0
Winthrop	251	1331.76	1767	9375.40	14.20%
Woburn	613	1477.43	4065	9797.32	15.08%
Worcester	5112	2664.32	25536	13309.11	20.02%
Worthington	0	0	63	5941.51	0
Wrentham	191	1694.09	1385	12284.39	13.79%



Count and Rate (per 100,000) of Confirmed COVID-19 Cases and Persons Tested¹ in MA by City/Town, January 1, 2020 – June 17, 2020

City/Town	Count	Rate	Total Persons Tested	Tested Rate	Percent Positivity
Yarmouth	111	462.05	1831	7621.78	6.06%
Unknown²	274	*	30733	*	*
State	101654	1459.12	727549	10443.11	13.97%

Data are current as of 10:00 am on 6/17/2020; For populations <50,000, <5 cases are reported as such or suppressed for confidentiality purposes.

¹Please note these numbers and rates reflect the number of persons tested, not the total tests performed, by city/town. One person may have multiple tests.

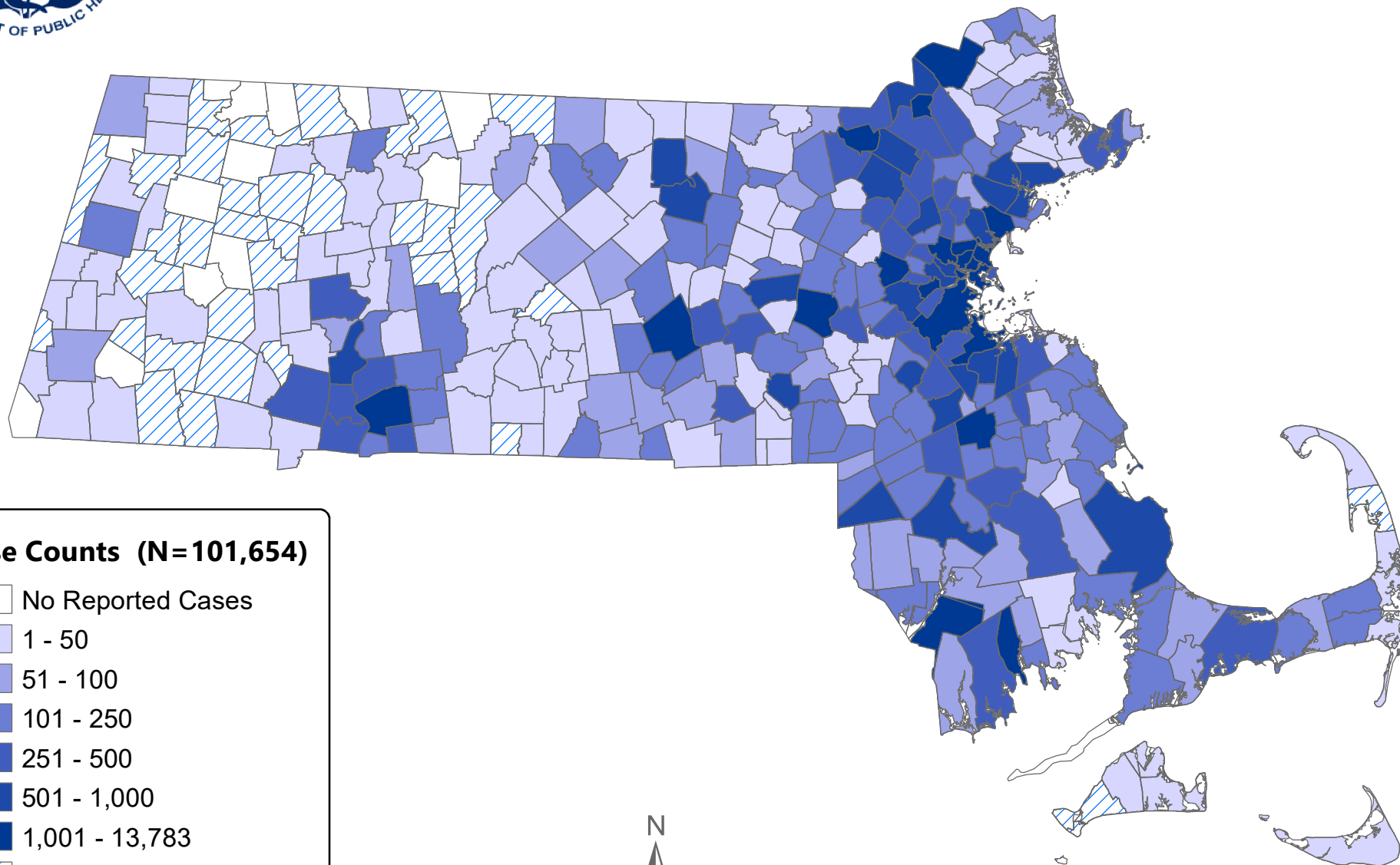
²Address information for these cases are currently being obtained.

Bureau of Infectious Disease and Laboratory Sciences calculates rates per 100,000 population using denominators estimated by the University of Massachusetts Donahue Institute using a modified Hamilton-Perry model (Strate S, et al. Small Area Population Estimates for 2011 through 2020, report published Oct 2016.)

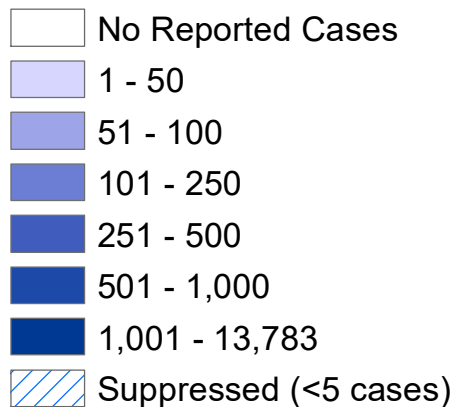
Please note: Data for these tables are based on information available in the DPH surveillance database at a single point in time. Case counts for specific cities and towns change throughout the day as data cleaning occurs (removal of duplicate reports within the system) and new demographic information (assigning cases to their city or town of residence) is obtained.



Count of Confirmed COVID-19 Cases in MA by City/Town 1/1/2020 - 6/17/2020



Case Counts (N=101,654)



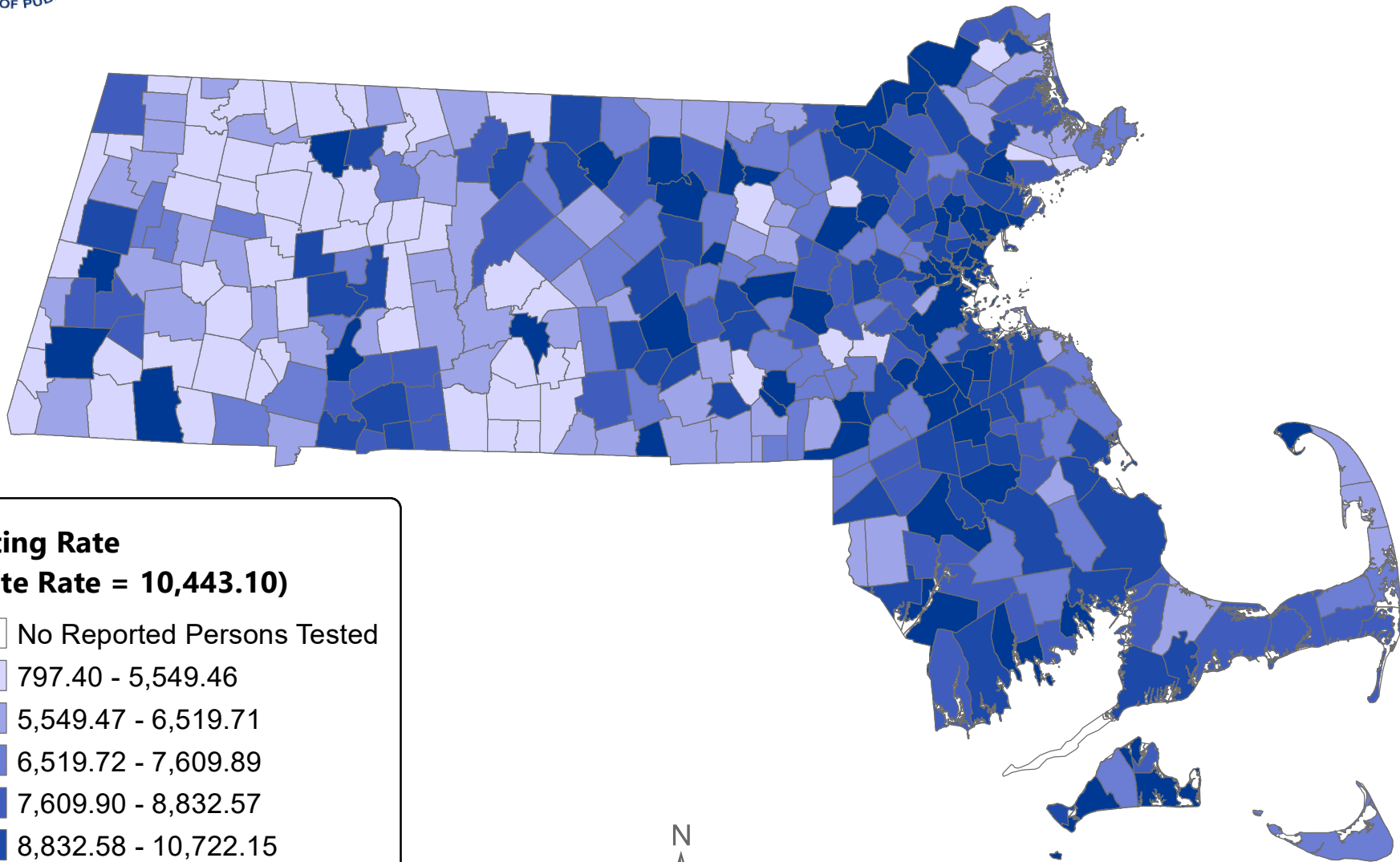
* Unknown Official City/Town (N = 274)
Cases are excluded when City/Town is unknown

Bureau of Infectious Disease and Laboratory Sciences

* Data as of 17JUNE2020
and are subject to change.



Testing Rate (per 100,000, PCR only) for COVID-19 in MA by City/Town 1/1/2020 - 6/17/2020



Testing Rate (State Rate = 10,443.10)



* Unknown Official City/Town (N = 30,733)
Cases are excluded when City/Town is unknown.



1 inch = 20 miles

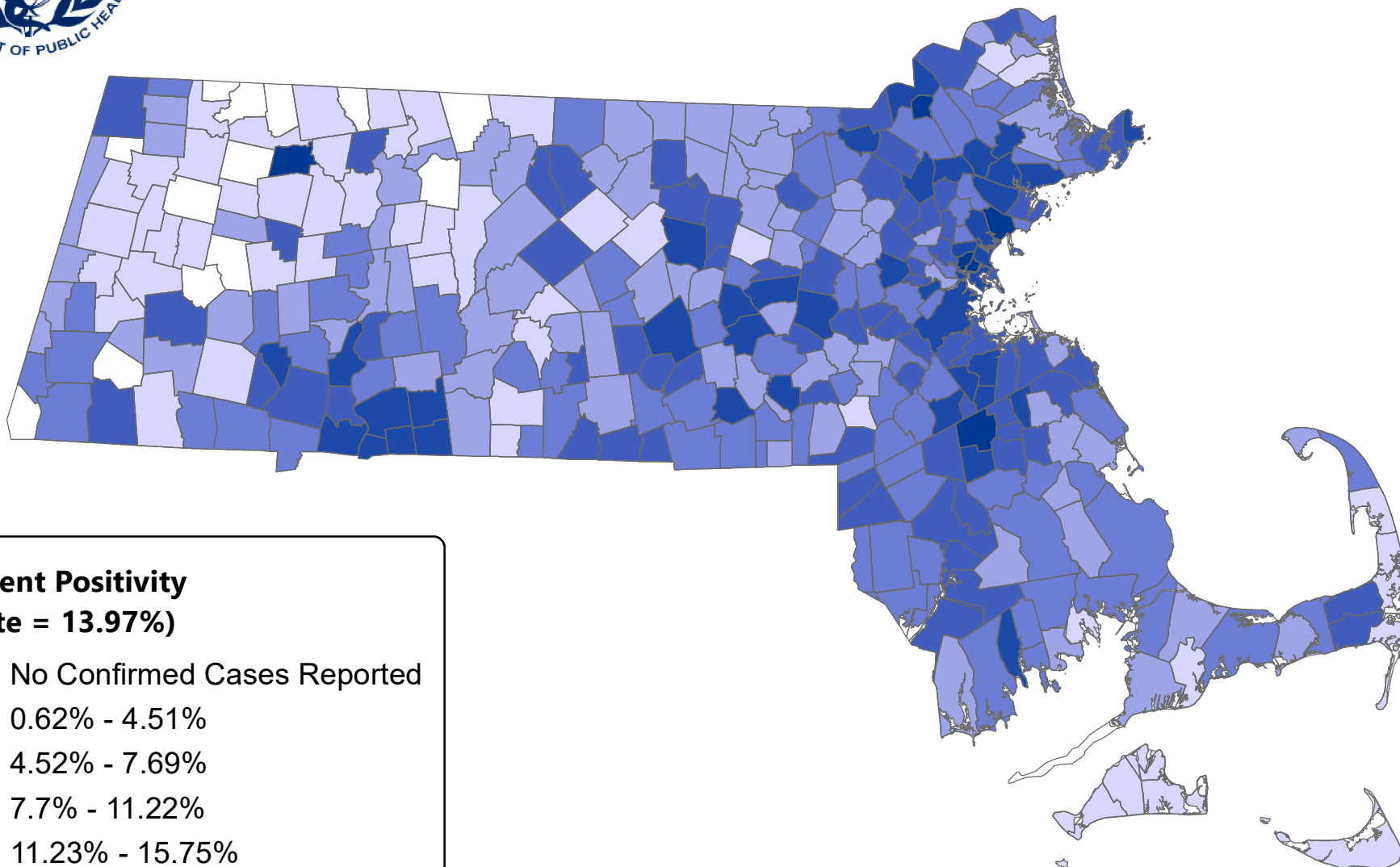
Bureau of Infectious Disease and Laboratory Sciences

* Data as of 17JUNE2020
and are subject to change.




Percent Positivity (PCR only) for COVID-19 in MA by City/Town

1/1/2020 - 6/17/2020



Percent Positivity (State = 13.97%)



1 inch = 20 miles

Bureau of Infectious Disease and Laboratory Sciences

* Unknown Official City/Town (N = 274)
Cases are excluded when City/Town is unknown.

* Data as of 17JUNE2020
and are subject to change.



Massachusetts Residents Quarantined due to COVID-19

Data are accurate as of 6/16/2020 at 5p.m.

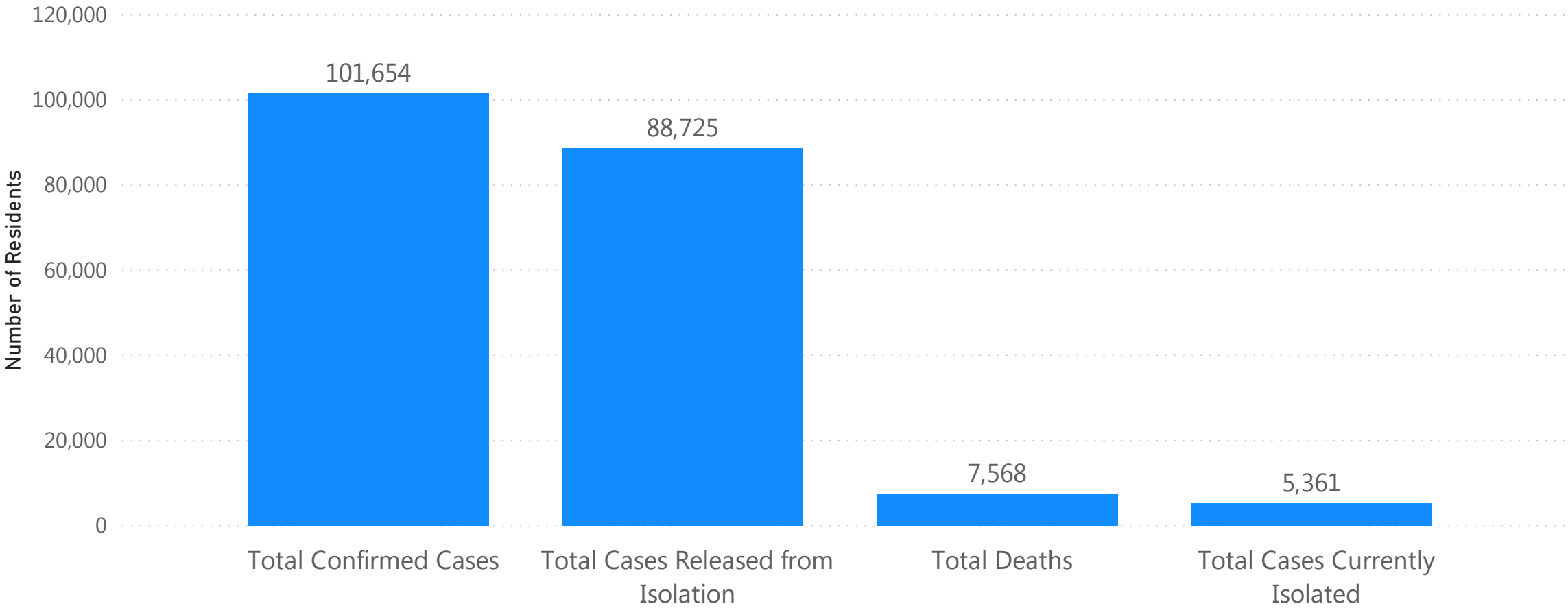
Massachusetts Residents Subject to COVID-19 Quarantine by Current Status as of June 17, 2020	Number of Residents
Total of Individuals who have Completed Monitoring (no longer in Quarantine)	63,420
Total of Individuals Currently Undergoing Monitoring/Under Quarantine	3,639
Total of Individuals Subject to Quarantine	67,059

Learn more about [quarantine or self monitoring](#).



Massachusetts Residents Isolated due to COVID-19

Status of all Confirmed COVID-19 Cases as of June 17, 2020



NOTE: Individuals who had a confirmed case of COVID-19 and are no longer in isolation are considered for purposes of this report to be recovered. As part of this definition, DPH is counting people as released from isolation after 21 days of illness or 21 days past the date of their test in all settings including nursing homes and state facilities.



Massachusetts Department of Public Health COVID-19 Dashboard - Wednesday, June 17, 2020

COVID Cases and Facility-Reported Deaths in Long Term Care Facilities (1/8) Data collected as of 6/16/2020

Facility	County	Total licensed beds	Number of Cases*	COVID-19 Deaths**	Facility	County	Total licensed beds	Number of Cases*	COVID-19 Deaths**
16 ACRES HEALTHCARE CENTER	HAMPDEN	120	> 30	16	BEAR MOUNTAIN AT SUDBURY	MIDDLESEX	142	> 30	12
ABERJONA NURSING CENTER INC	MIDDLESEX	123	> 30	6	BEAR MOUNTAIN AT WEST SPRINGFIELD	HAMPDEN	168	> 30	12
ACADEMY MANOR	ESSEX	174	> 30	22	BEAR MOUNTAIN AT WORCESTER	WORCESTER	173	> 30	9
ADVINIA CARE AT PROVINCETOWN	BARNSTABLE	41	0	0	BEAUMONT AT UNIVERSITY CAMPUS	WORCESTER	164	11-30	26
ADVINIA CARE AT WILMINGTON	MIDDLESEX	142	> 30	30	BEAUMONT REHAB & SKILLED NURSING CTR - NATICK	MIDDLESEX	53	> 30	10
ADVOCATE HEALTHCARE OF EAST BOSTON LLC	SUFFOLK	190	> 30	17	BEAUMONT REHAB & SKILLED NURSING CTR - NORTHBORO	WORCESTER	96	> 30	30
AGAWAM HEALTHCARE	HAMPDEN	176	> 30	23	BEAUMONT REHAB & SKILLED NURSING CTR - NORTHBRIDGE	WORCESTER	154	> 30	34
ALDEN COURT NURSING CARE & REHABILITATION CENTER	BRISTOL	142	11-30	1-4	BEAUMONT REHAB & SKILLED NURSING CTR - WESTBORO	WORCESTER	152	> 30	31
ALLIANCE HEALTH AT ABBOTT	ESSEX	55	11-30	1-4	BEAVEN KELLY HOME	HAMPDEN	57	0	0
ALLIANCE HEALTH AT BALDWINVILLE	WORCESTER	94	> 30	15	BELMONT MANOR NURSING HOME IN	MIDDLESEX	156	> 30	55
ALLIANCE HEALTH AT BRAINTREE	NORFOLK	101	> 30	21	BELVIDERE HEALTHCARE CENTER	MIDDLESEX	115	> 30	12
ALLIANCE HEALTH AT DEVEREUX	ESSEX	64	> 30	18	BENCHMARK SNR LIVING AT THE COMMONS IN LINCOLN SNF	MIDDLESEX	32	11-30	0
ALLIANCE HEALTH AT MARIE ESTHER	MIDDLESEX	78	1-10	0	BENJAMIN HEALTHCARE CENTER	SUFFOLK	205	> 30	13
ALLIANCE HEALTH AT MARINA BAY	NORFOLK	167	> 30	26	BERKELEY RETIREMENT HOMETHE	ESSEX	44	0	0
ALLIANCE HEALTH AT ROSEWOOD	ESSEX	135	> 30	22	BERKSHIRE PLACE	BERKSHIRE	54	0	0
ALLIANCE HEALTH AT WEST ACRES	PLYMOUTH	130	> 30	36	BERKSHIRE REHABILITATION & SKILLED CARE CENTER	BERKSHIRE	57	1-10	0
ANN'S REST HOME	SUFFOLK	13	0	0	BETHANY SKILLED NURSING FACILITY	MIDDLESEX	169	> 30	19
APPLE VALLEY CENTER	MIDDLESEX	123	> 30	1-4	BLAIRE HOUSE OF MILFORD	WORCESTER	73	> 30	12
APPLEWOOD-A HOME FOR ELDERS	WORCESTER	32	0	0	BLAIRE HOUSE OF TEWKSBURY	MIDDLESEX	131	> 30	23
ARMENIAN NURSING & REHABILITATION CENTER	SUFFOLK	83	> 30	29	BLAIRE HOUSE OF WORCESTER	WORCESTER	75	11-30	24
ARNOLD HOUSE INC	MIDDLESEX	22	0	0	BLUE HILLS HEALTH AND REHABILITATION CENTER	NORFOLK	92	> 30	15
ATTLEBORO HEALTHCARE	BRISTOL	120	> 30	15	BLUEBERRY HILL REHABILITATION AND HEALTHCARE CTR	ESSEX	132	> 30	19
BAKER-KATZ SKILLED NURSING AND REHABILITATION CTR	ESSEX	77	> 30	11	BOSTON HOME INC (THE)	SUFFOLK	96	> 30	1-4
BAYPATH AT DUXBURY NURSING & REHABILITATION CTR	PLYMOUTH	120	> 30	7	BOSTONIAN NURSING CARE & REHABILITATION CTR THE	SUFFOLK	121	11-30	10
BAYPOINTE REHAB CENTER	PLYMOUTH	169	> 30	42	BOURNE MANOR EXTENDED CARE FACILITY	BARNSTABLE	142	1-10	0
BEAR HILL HEALTHCARE AND REHABILITATION CENTER	MIDDLESEX	169	> 30	27	BRAINTREE MANOR HEALTHCARE	NORFOLK	177	> 30	14
BEAR MOUNTAIN AT ANDOVER	ESSEX	135	> 30	13	BRANDON WOODS OF DARTMOUTH	BRISTOL	118	> 30	22
BEAR MOUNTAIN AT READING	MIDDLESEX	123	> 30	31	BRANDON WOODS OF NEW BEDFORD	BRISTOL	135	> 30	1-4

*Staff and residents; **Cumulative COVID-19 deaths –includes residents only. PLEASE NOTE: This list includes nursing homes, rest homes, and skilled nursing facilities; reported COVID-19 cases to date represent both staff and residents. The number of cases for a facility relies on the amount of testing conducted; facilities not included on this list may have COVID-19 cases that have not yet been identified. As of May 25th 344 nursing homes reported that at least 90% of staff and 90% of residents had been tested. ALSO: Data on deaths is self-reported by each facility. In accordance with long-term care regulations, nursing homes and rest homes must report deaths due to any cause in any resident, either confirmed COVID-19 positive, or suspected to have COVID-19, even if the individual was never tested. When the number of deaths is between 1-4 residents, the number is suppressed and reported as 1-4, to protect possible resident identification. The Department of Public Health performs routine data quality reviews of the data it receives. This includes removing duplicate results and updating counts if needed. Also, occasional negative tests from nursing home residents result after being reported first as presumptive and are removed. As a result of this, the total of self-reported deaths may decrease to ensure accuracy. Sources: MAVEN for confirmed cases; Individual facilities reported resident deaths to DPH Bureau of Health Care Safety and Quality's Health Care Facility Reporting System



Massachusetts Department of Public Health COVID-19 Dashboard - Wednesday, June 17, 2020

COVID Cases and Facility-Reported Deaths in Long Term Care Facilities (2/8) Data collected as of 6/16/2020

Facility	County	Total licensed beds	Number of Cases*	COVID-19 Deaths**	Facility	County	Total licensed beds	Number of Cases*	COVID-19 Deaths**
BRENTWOOD REHABILITATION AND HEALTHCARE CTR (THE)	ESSEX	159	> 30	22	CARE ONE AT NEW BEDFORD	BRISTOL	154	> 30	19
BRIARWOOD REHABILITATION & HEALTHCARE CENTER	NORFOLK	120	> 30	31	CARE ONE AT NEWTON	MIDDLESEX	202	> 30	28
BRIDGEWATER NURSING HOME	PLYMOUTH	43	0	0	CARE ONE AT NORTHAMPTON	HAMPSHIRE	125	> 30	22
BRIGHAM HEALTH AND REHABILITATION CENTER	ESSEX	64	1-10	0	CARE ONE AT PEABODY	ESSEX	150	> 30	27
BRIGHTON HOUSE REHABILITATION & NURSING CENTER	SUFFOLK	78	> 30	16	CARE ONE AT RANDOLPH	NORFOLK	168	> 30	37
BROCKTON HEALTH CENTER	PLYMOUTH	123	> 30	21	CARE ONE AT REDSTONE	HAMPDEN	254	> 30	15
BROOK HAVEN ASSISTED LIVING LLC	WORCESTER	34	0	0	CARE ONE AT WEYMOUTH	NORFOLK	154	> 30	28
BROOKHAVEN AT LEXINGTON	MIDDLESEX	49	0	1-4	CARE ONE AT WILMINGTON	MIDDLESEX	132	> 30	33
BROOKHOUSE HOME FOR AGED WOMEN IN S	ESSEX	36	1-10	0	CARLETON-WILLARD VILLAGE RETIREMENT & NURSING CTR	MIDDLESEX	179	> 30	14
BROOKSIDE REHABILITATION AND HEALTHCARE CENTER	WORCESTER	81	0	0	CARLYLE HOUSE	MIDDLESEX	55	> 30	9
BRUSH HILL CARE CENTER	NORFOLK	160	> 30	5	CARVALHO GROVE HEALTH AND REHABILITATION CENTER	BRISTOL	112	> 30	1-4
BUCKLEY-GREENFIELD HEALTHCARE CENTER	FRANKLIN	120	> 30	19	CASA DE RAMANA REHABILITATION CENTER	MIDDLESEX	124	> 30	7
BURGOYNE REST HOME	SUFFOLK	11	0	0	CATHOLIC MEMORIAL HOME	BRISTOL	300	1-10	0
CALDWELL HOME - EXTENDED CARE	WORCESTER	28	0	0	CEDAR VIEW REHABILITATION AND HEALTHCARE CENTER	ESSEX	106	> 30	24
CAMBRIDGE REHABILITATION & NURSING CENTER	MIDDLESEX	83	> 30	21	CEDARWOOD GARDENS	NORFOLK	82	1-10	1-4
CAMPION HEALTH & WELLNESS INC	MIDDLESEX	70	11-30	0	CENTER FOR EXTENDED CARE AT AMHERST	HAMPSHIRE	134	> 30	24
CAPE HERITAGE REHABILITATION & HEALTH CARE CENTER	BARNSTABLE	123	1-10	0	CHAPIN CENTER	HAMPDEN	160	> 30	20
CAPE REGENCY REHABILITATION & HEALTH CARE CENTER	BARNSTABLE	120	> 30	16	CHARLENE MANOR EXTENDED CARE FACILITY	FRANKLIN	123	11-30	10
CAPE WINDS REST HOME OF HYANNIS	BARNSTABLE	37	0	0	CHARLTON MANOR REST HOME	WORCESTER	32	0	0
CAPE WINDS REST HOME OF SANDWICH	BARNSTABLE	20	0	0	CHESTNUT HILL OF EAST LONGMEADOW	HAMPDEN	135	0	0
CARDIGAN NURSING & REHABILITATION CENTER	PLYMOUTH	65	11-30	9	CHESTNUT WOODS REHABILITATION AND HEALTHCARE CTR	ESSEX	88	> 30	17
CARE ONE AT BROOKLINE	NORFOLK	120	> 30	28	CHETWYNDE HEALTHCARE	MIDDLESEX	75	> 30	16
CARE ONE AT CONCORD	MIDDLESEX	135	> 30	25	CHICOPEE REHABILITATION AND NURSING CENTER	HAMPDEN	68	1-10	0
CARE ONE AT ESSEX PARK	ESSEX	202	> 30	33	CHILTON HOUSE REST HOME (THE)	PLYMOUTH	36	0	0
CARE ONE AT HOLYOKE	HAMPDEN	164	> 30	18	CHRISTOPHER HOUSE OF WORCESTER	WORCESTER	156	> 30	13
CARE ONE AT LEXINGTON	MIDDLESEX	211	> 30	20	CLIFTON REHABILITATION NURSING CENTER	BRISTOL	142	1-10	0
CARE ONE AT LOWELL	MIDDLESEX	160	> 30	19	COLEMAN HOUSE	WORCESTER	45	> 30	17
CARE ONE AT MILLBURY	WORCESTER	154	> 30	28	COLONY CENTER FOR HEALTH & REHABILITATION	PLYMOUTH	92	> 30	11

*Staff and residents; **Cumulative COVID-19 deaths –includes residents only. PLEASE NOTE: This list includes nursing homes, rest homes, and skilled nursing facilities; reported COVID-19 cases to date represent both staff and residents. The number of cases for a facility relies on the amount of testing conducted; facilities not included on this list may have COVID-19 cases that have not yet been identified. As of May 25th 344 nursing homes reported that at least 90% of staff and 90% of residents had been tested. ALSO: Data on deaths is self-reported by each facility. In accordance with long-term care regulations, nursing homes and rest homes must report deaths due to any cause in any resident, either confirmed COVID-19 positive, or suspected to have COVID-19, even if the individual was never tested. When the number of deaths is between 1-4 residents, the number is suppressed and reported as 1-4, to protect possible resident identification. The Department of Public Health performs routine data quality reviews of the data it receives. This includes removing duplicate results and updating counts if needed. Also, occasional negative tests from nursing home residents result after being reported first as presumptive and are removed. As a result of this, the total of self-reported deaths may decrease to ensure accuracy. Sources: MAVEN for confirmed cases; Individual facilities reported resident deaths to DPH Bureau of Health Care Safety and Quality's Health Care Facility Reporting System



Massachusetts Department of Public Health COVID-19 Dashboard - Wednesday, June 17, 2020

COVID Cases and Facility-Reported Deaths in Long Term Care Facilities (3/8) Data collected as of 6/16/2020

Facility	County	Total licensed beds	Number of Cases*	COVID-19 Deaths**
COMMONS RESIDENCE AT ORCHARD COVE	NORFOLK	45	> 30	12
CONTINUING CARE AT BROOKSBY VILLAGE	ESSEX	88	1-10	0
COPLEY AT STOUGHTON - BAYSTATE CONSOLIDATED PROPER	NORFOLK	123	> 30	15
COUNTRY CENTER FOR HEALTH & REHABILITATION	ESSEX	111	1-10	0
COUNTRY GARDENS HEALTH AND REHABILITATION CENTER	BRISTOL	86	1-10	1-4
COUNTRYSIDE HEALTH CARE OF MILFORD	WORCESTER	109	> 30	9
COURTYARD NURSING CARE CENTER	MIDDLESEX	224	> 30	68
CRANEVILLE PLACE REHABILITATION & SKILLED CARE CT	BERKSHIRE	89	1-10	0
CRESCENT MANOR REST HOME INC	WORCESTER	58	0	0
CUSHING MANOR COMM SUPPORT FACILITY	SUFFOLK	36	0	0
DAGGETT-CRANDALL NEWCOMB HOME	BRISTOL	30	0	0
DALTON REST HOME	WORCESTER	34	0	0
DARTMOUTH MANOR REST HOME	BRISTOL	25	0	0
DAVENPORT MEMORIAL HOME	MIDDLESEX	18	0	0
DAY BROOK VILLAGE SENIOR LIVING	HAMPDEN	92	> 30	25
DEDHAM HEALTHCARE	NORFOLK	145	> 30	18
DEN-MAR HEALTH AND REHABILITATION CENTER	ESSEX	76	> 30	13
DEXTER HOUSE HEALTHCARE	MIDDLESEX	130	> 30	20
DODGE PARK REST HOME INC.	WORCESTER	60	1-10	0
DONNA KAY REST HOME	WORCESTER	60	1-10	0
DOOLITTLE HOME THE	NORFOLK	32	0	0
DWYER HOME	NORFOLK	50	1-10	1-4
D'YOUVILLE CENTER FOR ADVANCE THERAPY	MIDDLESEX	33	1-10	1-4
D'YOUVILLE SENIOR CARE	MIDDLESEX	208	> 30	10
EAST LONGMEADOW SKILLED NURSING CENTER	HAMPDEN	119	> 30	24
EASTPOINTE REHAB CENTER	SUFFOLK	195	> 30	62
ELAINE CENTER AT HADLEY	HAMPSHIRE	154	11-30	8
ELIOT CENTER FOR HEALTH & REHABILITATION	MIDDLESEX	114	> 30	9

Facility	County	Total licensed beds	Number of Cases*	COVID-19 Deaths**
ELIZABETH CATHERINE REST HOME	NORFOLK	26	0	0
ELIZABETH SETON	NORFOLK	84	> 30	17
ELLEN RICE REST HOME INC.	HAMPDEN	12	0	0
ELLIS NURSING HOME (THE)	NORFOLK	191	> 30	24
ELMHURST HEALTHCARE (THE)	MIDDLESEX	45	11-30	1-4
EMERSON REHABILITATION & TRANSITIONAL CARE UNIT	MIDDLESEX	20	0	0
FAIRHAVEN HEALTHCARE CENTER	MIDDLESEX	169	> 30	25
FAIRMOUNT REST HOME INC.	SUFFOLK	32	11-30	0
FAIRVIEW COMMONS NURSING & REHABILITATION CENTER	BERKSHIRE	146	1-10	1-4
FALL RIVER HEALTHCARE	BRISTOL	176	> 30	13
FALL RIVER JEWISH HOME INC	BRISTOL	62	1-10	0
FARREN CARE CENTER	FRANKLIN	122	0	0
FITCH HOME INC. (THE)	MIDDLESEX	26	11-30	0
FITCHBURG HEALTHCARE	WORCESTER	160	> 30	22
FITCHBURG REHABILITATION AND NURSING CENTER	WORCESTER	36	1-10	0
FULLER HOUSE OF STONEHAM REST HOME	MIDDLESEX	13	0	0
GARDEN PLACE HEALTHCARE	BRISTOL	133	> 30	14
GARDNER REHABILITATION AND NURSING CENTER	WORCESTER	124	0	0
GERMAN CENTER FOR EXTENDED CARE	SUFFOLK	133	> 30	20
GERMAN HOME THE	ESSEX	31	0	0
GLEN RIDGE NURSING CARE CENTER	MIDDLESEX	164	> 30	26
GLOUCESTER HEALTHCARE	ESSEX	101	> 30	15
GOVERNORS CENTER	HAMPDEN	100	> 30	12
GREENWOOD NURSING & REHABILITATION CENTER	MIDDLESEX	36	11-30	5
GUARDIAN CENTER (THE)	PLYMOUTH	123	> 30	15
HALCYON HOUSE	ESSEX	20	1-10	0
HALE HOUSE	SUFFOLK	60	0	0
HANCOCK PARK REHABILITATION AND NURSING CENTER	NORFOLK	142	> 30	18

*Staff and residents; **Cumulative COVID-19 deaths –includes residents only. PLEASE NOTE: This list includes nursing homes, rest homes, and skilled nursing facilities; reported COVID-19 cases to date represent both staff and residents. The number of cases for a facility relies on the amount of testing conducted; facilities not included on this list may have COVID-19 cases that have not yet been identified. As of May 25th 344 nursing homes reported that at least 90% of staff and 90% of residents had been tested. ALSO: Data on deaths is self-reported by each facility. In accordance with long-term care regulations, nursing homes and rest homes must report deaths due to any cause in any resident, either confirmed COVID-19 positive, or suspected to have COVID-19, even if the individual was never tested. When the number of deaths is between 1-4 residents, the number is suppressed and reported as 1-4, to protect possible resident identification. The Department of Public Health performs routine data quality reviews of the data it receives. This includes removing duplicate results and updating counts if needed. Also, occasional negative tests from nursing home residents result after being reported first as presumptive and are removed. As a result of this, the total of self-reported deaths may decrease to ensure accuracy. Sources: MAVEN for confirmed cases; Individual facilities reported resident deaths to DPH Bureau of Health Care Safety and Quality’s Health Care Facility Reporting System



Massachusetts Department of Public Health COVID-19 Dashboard - Wednesday, June 17, 2020

COVID Cases and Facility-Reported Deaths in Long Term Care Facilities (4/8) Data collected as of 6/16/2020

Facility	County	Total licensed beds	Number of Cases*	COVID-19 Deaths**	Facility	County	Total licensed beds	Number of Cases*	COVID-19 Deaths**
HANNAH B G SHAW HOME FOR THE AGED	PLYMOUTH	107	0	0	JOHN ADAMS HEALTHCARE CENTER	NORFOLK	71	1-10	0
HANNAH DUSTON HEALTHCARE CENTER	ESSEX	128	> 30	14	JOHN SCOTT HOUSE NURSING & REHABILITATION CENTER	NORFOLK	138	> 30	26
HARBOR HOUSE NURSING & REHABILITATION CENTER	PLYMOUTH	142	> 30	27	JULIAN J LEVITT FAMILY NURSING HOME	HAMPDEN	200	> 30	66
HATHAWAY MANOR EXTENDED CARE	BRISTOL	142	> 30	18	KATZMAN FAMILY CENTER FOR LIVING	SUFFOLK	120	> 30	54
HATHORNE HILL	ESSEX	120	> 30	7	KEYSTONE CENTER	WORCESTER	106	11-30	1-4
HAVENWOOD REST HOME	BRISTOL	41	0	0	KIMBALL FARMS NURSING CARE CENTER	BERKSHIRE	74	1-10	0
HEATHWOOD HEALTHCARE	MIDDLESEX	73	> 30	12	KNOLLWOOD NURSING CENTER	WORCESTER	82	1-10	1-4
HELLENIC NURSING & REHABILITATION CENTER	NORFOLK	154	> 30	26	LABELLE'S REST HOME	FRANKLIN	24	0	0
HERITAGE HALL EAST	HAMPDEN	123	> 30	15	LAFAYETTE REHABILITATION & SKILLED NURSING FACILIT	ESSEX	65	> 30	14
HERITAGE HALL NORTH	HAMPDEN	124	11-30	6	LAKEVIEW HOUSE SKLD NRSG AND RESIDENTIAL CARE FAC	ESSEX	91	0	0
HERITAGE HALL SOUTH	HAMPDEN	122	> 30	5	LANESSA EXTENDED CARE	WORCESTER	96	1-10	0
HERITAGE HALL WEST	HAMPDEN	164	> 30	23	LASELL HOUSE	MIDDLESEX	44	0	0
HERMITAGE HEALTHCARE (THE)	WORCESTER	101	> 30	11	LATHROP HOME	HAMPSHIRE	39	0	0
HIGHLANDS THE	WORCESTER	168	> 30	31	LAUREL RIDGE REHAB AND SKILLED CARE CENTER	SUFFOLK	120	> 30	18
HIGHVIEW OF NORTHAMPTON	HAMPSHIRE	120	> 30	12	LEDGEWOOD REHABILITATION & SKILLED NURSING CENTER	ESSEX	123	> 30	11
HILLCREST COMMONS NURSING & REHABILITATION CENTER	BERKSHIRE	265	0	0	LEE HEALTHCARE	BERKSHIRE	88	0	0
HILLSIDE REST HOME	ESSEX	28	0	0	LEONARD FLORENCE CENTER FOR LIVING	SUFFOLK	100	11-30	1-4
HOLDEN REHABILITATION & NURSING CENTER	WORCESTER	123	11-30	1-4	LIBERTY COMMONS	BARNSTABLE	132	1-10	0
HOLY TRINITY EASTERN ORTHODOX N & R CENTER	WORCESTER	113	> 30	11	LIFE CARE CENTER OF ACTON	MIDDLESEX	155	> 30	16
HOLYOKE HEALTHCARE CENTER	HAMPDEN	102	1-10	0	LIFE CARE CENTER OF ATTLEBORO	BRISTOL	123	> 30	14
HOMESTEAD HALL	WORCESTER	32	0	0	LIFE CARE CENTER OF AUBURN	WORCESTER	154	> 30	33
HUNT NURSING & REHAB CENTER	ESSEX	120	> 30	22	LIFE CARE CENTER OF LEOMINSTER	WORCESTER	133	> 30	25
IVY HILL COURT	ESSEX	30	0	0	LIFE CARE CENTER OF MERRIMACK VALLEY	MIDDLESEX	124	> 30	27
JEANNE JUGAN RESIDENCE	MIDDLESEX	84	> 30	5	LIFE CARE CENTER OF NASHOBA VALLEY	MIDDLESEX	120	> 30	27
JEFFREY & SUSAN BRUDNICK CENTER FOR LIVING	ESSEX	180	> 30	45	LIFE CARE CENTER OF PLYMOUTH	PLYMOUTH	150	> 30	23
JESMOND NURSING HOME	ESSEX	57	11-30	5	LIFE CARE CENTER OF RAYNHAM	BRISTOL	154	> 30	36
JEWISH HEALTHCARE CENTER	WORCESTER	141	> 30	23	LIFE CARE CENTER OF STONEHAM	MIDDLESEX	94	> 30	16
JML CARE CENTER INC	BARNSTABLE	132	11-30	1-4	LIFE CARE CENTER OF THE NORTH SHORE	ESSEX	123	> 30	21

*Staff and residents; **Cumulative COVID-19 deaths –includes residents only. PLEASE NOTE: This list includes nursing homes, rest homes, and skilled nursing facilities; reported COVID-19 cases to date represent both staff and residents. The number of cases for a facility relies on the amount of testing conducted; facilities not included on this list may have COVID-19 cases that have not yet been identified. As of May 25th 344 nursing homes reported that at least 90% of staff and 90% of residents had been tested. ALSO: Data on deaths is self-reported by each facility. In accordance with long-term care regulations, nursing homes and rest homes must report deaths due to any cause in any resident, either confirmed COVID-19 positive, or suspected to have COVID-19, even if the individual was never tested. When the number of deaths is between 1-4 residents, the number is suppressed and reported as 1-4, to protect possible resident identification. The Department of Public Health performs routine data quality reviews of the data it receives. This includes removing duplicate results and updating counts if needed. Also, occasional negative tests from nursing home residents result after being reported first as presumptive and are removed. As a result of this, the total of self-reported deaths may decrease to ensure accuracy Sources: MAVEN for confirmed cases; Individual facilities reported resident deaths to DPH Bureau of Health Care Safety and Quality’s Health Care Facility Reporting System



Massachusetts Department of Public Health COVID-19 Dashboard - Wednesday, June 17, 2020

COVID Cases and Facility-Reported Deaths in Long Term Care Facilities (5/8) Data collected as of 6/16/2020

Facility ▲	County	Total licensed beds	Number of Cases*	COVID-19 Deaths**	Facility ▲	County	Total licensed beds	Number of Cases*	COVID- 19 Deaths**
LIFE CARE CENTER OF THE SOUTH SHORE	PLYMOUTH	117	> 30	14	MEADOWS OF CENTRAL MASSACHUSETTS (THE)	WORCESTER	135	> 30	12
LIFE CARE CENTER OF WEST BRIDGEWATER	PLYMOUTH	150	> 30	7	MEADOWS THE	ESSEX	60	11-30	5
LIFE CARE CENTER OF WILBRAHAM	HAMPDEN	123	> 30	13	MEDFORD REHABILITATION AND NURSING CENTER	MIDDLESEX	142	> 30	14
LIGHTHOUSE NURSING CARE CENTER	SUFFOLK	123	> 30	24	MEDWAY COUNTRY MANOR SKILLED NURSING & REHABILITAT	NORFOLK	123	> 30	12
LINCOLN HILL MANOR	WORCESTER	30	0	0	MELROSE HEALTHCARE	MIDDLESEX	106	> 30	9
LINDA MANOR EXTENDED CARE FACILITY	HAMPSHIRE	123	0	0	MERRIMACK VALLEY HEALTH CENTER	ESSEX	203	> 30	19
LINDEN PONDS	PLYMOUTH	132	> 30	6	MILFORD CENTER	WORCESTER	135	> 30	11
LONGMEADOW OF TAUNTON	BRISTOL	100	> 30	8	MILL POND REST HOME	MIDDLESEX	27	0	0
LOOMIS LAKESIDE AT REEDS LANDING	HAMPDEN	42	> 30	5	MONT MARIE REHABILITATION & HEALTHCARE CENTER	HAMPDEN	84	> 30	6
LUTHERAN REHABILITATION & SKILLED CARE CENTER	WORCESTER	150	> 30	20	MOUNT CARMEL CARE CENTER	BERKSHIRE	69	1-10	0
LYDIA TAFT HOUSE	WORCESTER	53	1-10	0	MOUNT SAINT VINCENT CARE CENTER	HAMPDEN	125	> 30	13
LYNN HOME FOR ELDERLY PERSONS	ESSEX	37	0	0	MT GREYLOCK EXTENDED CARE FACILITY	BERKSHIRE	100	1-10	0
LYNN SHORE REST HOME	ESSEX	34	0	0	MT. IDA REST HOME INC.	MIDDLESEX	18	1-10	0
M I NURSING & RESTORATIVE CENTER	ESSEX	250	> 30	55	MT. PLEASANT HOME	SUFFOLK	60	0	0
MADONNA MANOR NURSING HOME	BRISTOL	129	> 30	23	NEMASKET HEALTHCARE CENTER	PLYMOUTH	102	> 30	9
MAPLES REHABILITATION & NURSING CENTER	NORFOLK	144	> 30	10	NEVILLE CENTER AT FRESH POND FOR NURSING & REHAB	MIDDLESEX	112	> 30	29
MAPLEWOOD REHAB AND NURSING	ESSEX	120	11-30	0	NEVINS NURSING & REHABILITATION CENTER	ESSEX	153	> 30	12
MARIAN MANOR	SUFFOLK	355	> 30	21	NEW BEDFORD JEWISH CONVALESCENT HOME INC	BRISTOL	80	1-10	0
MARIAN MANOR OF TAUNTON	BRISTOL	116	11-30	5	NEW ENGLAND HOMES FOR THE DEAF INC	ESSEX	81	> 30	5
MARILLAC RESIDENCE	NORFOLK	76	0	0	NEW ENGLAND PEDIATRIC CARE	MIDDLESEX	80	1-10	0
MARISTHILL NURSING & REHABILITATION CENTER	MIDDLESEX	123	> 30	18	NEW ENGLAND SINAI HOSPITAL TRANSITIONAL CARE UNIT	NORFOLK	42	11-30	0
MARLBOROUGH HILLS REHABILITATION & HLTH CARE CTR	MIDDLESEX	196	> 30	27	NEWBRIDGE ON THE CHARLES SKILLED NURSING FACILITY	NORFOLK	48	> 30	1-4
MARYANN MORSE NURSING & REHABILITATION	MIDDLESEX	124	> 30	29	NEWBURYPORT SOCIETY - OF AGED MEN	ESSEX	9	0	0
MARY'S MEADOW AT PROVIDENCE PLACE	HAMPDEN	40	1-10	0	NEWFIELD HOUSE CONVALESCENT HOME	PLYMOUTH	100	11-30	6
MASCONOMET HEALTHCARE CENTER	ESSEX	123	> 30	29	NEWTON WELLESLEY CENTER FOR ALZHEIMER'S CARE	NORFOLK	110	> 30	18
MATTAPAN HEALTH & REHABILITATION CENTER	SUFFOLK	85	> 30	7	NORTH ADAMS COMMONS NURSING & REHABILITATION CENTE	FRANKLIN	119	0	0
MAYFLOWER PLACE NURSING & REHABILITATION CENTER	BARNSTABLE	72	1-10	1-4	NORTH END REHABILITATION AND HEALTHCARE CENTER	SUFFOLK	100	1-10	1-4
MEADOW GREEN NURSING AND REHABILITATION CENTER	MIDDLESEX	123	> 30	22	NORTHWOOD REHABILITATION & HEALTHCARE CENTER	MIDDLESEX	123	> 30	30

*Staff and residents; **Cumulative COVID-19 deaths –includes residents only. PLEASE NOTE: This list includes nursing homes, rest homes, and skilled nursing facilities; reported COVID-19 cases to date represent both staff and residents. The number of cases for a facility relies on the amount of testing conducted; facilities not included on this list may have COVID-19 cases that have not yet been identified. As of May 25th 344 nursing homes reported that at least 90% of staff and 90% of residents had been tested. ALSO: Data on deaths is self-reported by each facility. In accordance with long-term care regulations, nursing homes and rest homes must report deaths due to any cause in any resident, either confirmed COVID-19 positive, or suspected to have COVID-19, even if the individual was never tested. When the number of deaths is between 1-4 residents, the number is suppressed and reported as 1-4, to protect possible resident identification. The Department of Public Health performs routine data quality reviews of the data it receives. This includes removing duplicate results and updating counts if needed. Also, occasional negative tests from nursing home residents result after being reported first as presumptive and are removed. As a result of this, the total of self-reported deaths may decrease to ensure accuracy. Sources: MAVEN for confirmed cases; Individual facilities reported resident deaths to DPH Bureau of Health Care Safety and Quality's Health Care Facility Reporting System



Massachusetts Department of Public Health COVID-19 Dashboard - Wednesday, June 17, 2020

COVID Cases and Facility-Reported Deaths in Long Term Care Facilities (6/8) Data collected as of 6/16/2020

Facility	County	Total licensed beds	Number of Cases*	COVID-19 Deaths**	Facility	County	Total licensed beds	Number of Cases*	COVID-19 Deaths**
NORWOOD HEALTHCARE	NORFOLK	170	> 30	29	PLEASANT STREET REST HOME INC.	BRISTOL	60	11-30	1-4
NOTRE DAME LONG TERM CARE CENTER	WORCESTER	123	> 30	32	PLYMOUTH HARBORSIDE HEALTHCARE	PLYMOUTH	101	> 30	17
OAK KNOLL HEALTHCARE CENTER	MIDDLESEX	123	> 30	17	PLYMOUTH REHABILITATION & HEALTH CARE CENTER	PLYMOUTH	186	1-10	0
OAKDALE REHABILITATION & SKILLED NURSING CENTER	WORCESTER	92	1-10	0	POET'S SEAT HEALTH CARE CENTER	FRANKLIN	63	> 30	14
OAKHILL HEALTHCARE	PLYMOUTH	123	> 30	7	POND HOME	NORFOLK	43	1-10	0
OAKS THE	BRISTOL	122	1-10	0	POPE NURSING HOME	NORFOLK	49	> 30	20
OASIS AT DODGE PARK	WORCESTER	82	1-10	0	PORT HEALTHCARE CENTER	ESSEX	123	1-10	0
ODD FELLOWS HOME OF MASSACHUSETTS	WORCESTER	100	> 30	13	PRESCOTT HOUSE	ESSEX	126	11-30	1-4
OOSTERMAN'S MELROSE REST HOME INC	MIDDLESEX	25	0	0	PRESENTATION REHAB AND SKILLED CARE CENTER	SUFFOLK	122	> 30	24
OUR ISLAND HOME	NANTUCKET	45	0	0	QUABBIN VALLEY HEALTHCARE	WORCESTER	142	1-10	0
OUR LADYS HAVEN OF FAIRHAVEN INC	BRISTOL	117	> 30	24	QUABOAG REHABILITATION & SKILLED CARE FACILITY	WORCESTER	166	11-30	0
OVERLOOK MASONIC HEALTH CENTER	WORCESTER	181	1-10	0	QUEEN ANNE NURSING HOME INC	PLYMOUTH	106	> 30	15
OXFORD REHABILITATION & HEALTH CARE CENTER THE	ESSEX	120	> 30	8	QUINCY HEALTH AND REHABILITATION CENTER LLC	NORFOLK	126	> 30	42
PALM SKILLED NRSING CR & CTR FOR REHAB EXCELLENCE	MIDDLESEX	124	> 30	31	RECUPERATIVE SERVICES UNIT-HEBREW REHAB CENTER	SUFFOLK	50	> 30	0
PALMER HEALTHCARE CENTER	HAMPDEN	61	0	0	REHABILITATION & NURSING CENTER AT EVERETT (THE)	MIDDLESEX	183	> 30	17
PARK AVENUE HEALTH CENTER	MIDDLESEX	89	> 30	16	RENAISSANCE MANOR ON CABOT	HAMPDEN	61	1-10	0
PARK PLACE REHABILITATION & SKILLED CARE CENTER	SUFFOLK	53	11-30	8	RESERVOIR CENTER FOR HEALTH & REHABILITATION THE	MIDDLESEX	144	> 30	11
PARKWAY HEALTH AND REHABILITATION CENTER	SUFFOLK	141	> 30	11	REVOLUTION CHARLWELL	NORFOLK	124	> 30	22
PARSONS HILL REHABILITATION & HEALTH CARE CENTER	WORCESTER	162	> 30	7	REVOLUTION KIMWELL	BRISTOL	124	> 30	12
PAVILION THE	BARNSTABLE	82	1-10	0	RIVER TERRACE REHABILITATION AND HEALTHCARE CTR	WORCESTER	82	> 30	22
PENACOOK PLACE INC	ESSEX	160	> 30	15	RIVER VALLEY REST HOME	HAMPSHIRE	25	0	0
PENNY LANE	WORCESTER	26	0	0	RIVERBEND OF SOUTH NATICK	MIDDLESEX	55	1-10	1-4
PETTEE HOUSE	MIDDLESEX	24	0	0	RIVERCREST LONG TERM CARE	MIDDLESEX	42	> 30	12
PHILLIPS MANOR NURSING HOME	ESSEX	29	11-30	6	ROCKRIDGE AT LAUREL PARK	HAMPSHIRE	61	0	0
PILGRIM REHABILITATION & SKILLED NURSING CENTER	ESSEX	152	> 30	14	ROSEWOOD MANOR REST HOME	BARNSTABLE	33	1-10	0
PINE KNOLL NURSING CENTER	MIDDLESEX	81	> 30	17	ROYAL AT WAYLAND REHABILITATION & NURSING CENTER	MIDDLESEX	40	> 30	11
PLEASANT ACRES REST HOME LLC	WORCESTER	14	0	0	ROYAL BRAINTREE NURSING AND REHABILITATION CENTER	NORFOLK	204	> 30	32
PLEASANT BAY OF BREWSTER REHAB CENTER	BARNSTABLE	135	> 30	19	ROYAL CAPE COD NURSING & REHABILITATION CENTER	BARNSTABLE	99	> 30	15

*Staff and residents; **Cumulative COVID-19 deaths –includes residents only. PLEASE NOTE: This list includes nursing homes, rest homes, and skilled nursing facilities; reported COVID-19 cases to date represent both staff and residents. The number of cases for a facility relies on the amount of testing conducted; facilities not included on this list may have COVID-19 cases that have not yet been identified. As of May 25th 344 nursing homes reported that at least 90% of staff and 90% of residents had been tested. ALSO: Data on deaths is self-reported by each facility. In accordance with long-term care regulations, nursing homes and rest homes must report deaths due to any cause in any resident, either confirmed COVID-19 positive, or suspected to have COVID-19, even if the individual was never tested. When the number of deaths is between 1-4 residents, the number is suppressed and reported as 1-4, to protect possible resident identification. The Department of Public Health performs routine data quality reviews of the data it receives. This includes removing duplicate results and updating counts if needed. Also, occasional negative tests from nursing home residents result after being reported first as presumptive and are removed. As a result of this, the total of self-reported deaths may decrease to ensure accuracy. Sources: MAVEN for confirmed cases; Individual facilities reported resident deaths to DPH Bureau of Health Care Safety and Quality's Health Care Facility Reporting System



Massachusetts Department of Public Health COVID-19 Dashboard - Wednesday, June 17, 2020

COVID Cases and Facility-Reported Deaths in Long Term Care Facilities (7/8) Data collected as of 6/16/2020

Facility ▲	County	Total licensed beds	Number of Cases*	COVID-19 Deaths**	Facility ▲	County	Total licensed beds	Number of Cases*	COVID- 19 Deaths**
ROYAL MEADOW VIEW CENTER	MIDDLESEX	113	> 30	12	SOUTHBRIDGE REHABILITATION & HEALTH CARE CENTER	WORCESTER	144	> 30	8
ROYAL MEGANSETT NURSING & REHABILITATION	BARNSTABLE	90	1-10	0	SOUTHEAST HEALTH CARE CENTER	BRISTOL	171	> 30	22
ROYAL NORWELL NURSING & REHABILITATION CENTER LLC	PLYMOUTH	86	> 30	15	SOUTHPOINTE REHAB CENTER	BRISTOL	152	> 30	17
ROYAL NURSING CENTER LLC	BARNSTABLE	121	> 30	7	SOUTHSHORE HEALTH CARE CENTER	PLYMOUTH	96	> 30	15
ROYAL OF COTUIT	BARNSTABLE	120	1-10	0	SOUTHWOOD AT NORWELL NURSING CTR	PLYMOUTH	142	11-30	22
ROYAL OF FAIRHAVEN NURSING CENTER	BRISTOL	107	1-10	0	SPAULDING NURSING & THERAPY CENTER - BRIGHTON	SUFFOLK	123	11-30	1-4
ROYAL WOOD MILL CENTER	ESSEX	94	> 30	18	SPRINGSIDE REHABILITATION AND SKILLED CARE CENTER	BERKSHIRE	115	0	0
SACHEM CENTER FOR HEALTH & REHABILITATION	PLYMOUTH	111	> 30	18	ST CAMILLUS HEALTH CENTER	WORCESTER	123	> 30	18
SACRED HEART NURSING HOME	BRISTOL	217	> 30	18	ST FRANCIS REHABILITATION & NURSING CENTER	WORCESTER	137	> 30	19
SALEM REHAB CENTER	ESSEX	123	> 30	22	ST JOSEPH MANOR HEALTH CARE INC	PLYMOUTH	118	> 30	32
SANCTA MARIA NURSING FACILITY	MIDDLESEX	141	> 30	19	ST JOSEPH REHAB & NURSING CARE CENTER	SUFFOLK	123	> 30	25
SARAH BRAYTON NURSING CARE CTR	BRISTOL	183	> 30	20	ST LUKE'S HOME	HAMPDEN	89	0	0
SAUGUS REHAB AND NURSING	ESSEX	80	> 30	6	ST MARY HEALTH CARE CENTER	WORCESTER	172	> 30	36
SAVOY NURSING & REHAB CTR	BRISTOL	39	0	0	ST PATRICK'S MANOR	MIDDLESEX	333	> 30	32
SEA VIEW CONVALESCENT AND NURSING HOME	ESSEX	62	11-30	0	STERLING VILLAGE	WORCESTER	143	> 30	12
SEACOAST NURSING & REHABILITATION CENTER INC	ESSEX	142	1-10	0	STONE REHABILITATION AND SENIOR LIVING	MIDDLESEX	82	> 30	15
SERENITY HILL NURSING CENTER	NORFOLK	44	> 30	1-4	STONEHEDGE HEALTH CARE CENTER	SUFFOLK	79	> 30	10
SERENITY REST HOME LLC	PLYMOUTH	24	0	0	SUDBURY PINES EXTENDED CARE	MIDDLESEX	92	> 30	13
SETH MANN 2ND HME FOR AGED/INFI WOM	NORFOLK	5	0	0	SUNNY ACRES NURSING HOME	MIDDLESEX	93	11-30	1-4
SEVEN HILLS PEDIATRIC CENTER	MIDDLESEX	83	1-10	0	SUTTON HILL CENTER	ESSEX	142	> 30	13
SHERRILL HOUSE	SUFFOLK	196	> 30	31	SWEET BROOK OF WILLIAMSTOWN REHABILITATION & N CTR	BERKSHIRE	146	0	0
SHREWSBURY NURSING & REHABILITATION CENTER	WORCESTER	99	> 30	20	TERRACES ORLEANS (THE)	BARNSTABLE	50	0	0
SIPPICAN HEALTHCARE CENTER	PLYMOUTH	123	1-10	0	THE LELAND HOME	MIDDLESEX	40	1-10	0
SKILLED NURSING FACILITY AT NORTH HILL (THE)	NORFOLK	72	> 30	8	THOMAS UPHAM HOUSE	NORFOLK	42	1-10	0
SOMERSET RIDGE CENTER	BRISTOL	135	> 30	12	TIMBERLYN HEIGHTS NURSING AND REHABILITATION	BERKSHIRE	71	1-10	0
SOPHIA SNOW HOUSE	SUFFOLK	36	0	0	TIMOTHY DANIELS HOUSE	MIDDLESEX	40	1-10	0
SOUTH COVE MANOR NURSING & REHABILITATION CENTER	NORFOLK	141	1-10	0	TOWN AND COUNTRY HEALTH CARE CENTER	MIDDLESEX	80	> 30	7
SOUTH DENNIS HEALTHCARE	BARNSTABLE	128	> 30	11	TREMONT HEALTH CARE CENTER	PLYMOUTH	104	> 30	12

*Staff and residents; **Cumulative COVID-19 deaths –includes residents only. PLEASE NOTE: This list includes nursing homes, rest homes, and skilled nursing facilities; reported COVID-19 cases to date represent both staff and residents. The number of cases for a facility relies on the amount of testing conducted; facilities not included on this list may have COVID-19 cases that have not yet been identified. As of May 25th 344 nursing homes reported that at least 90% of staff and 90% of residents had been tested. ALSO: Data on deaths is self-reported by each facility. In accordance with long-term care regulations, nursing homes and rest homes must report deaths due to any cause in any resident, either confirmed COVID-19 positive, or suspected to have COVID-19, even if the individual was never tested. When the number of deaths is between 1-4 residents, the number is suppressed and reported as 1-4, to protect possible resident identification. The Department of Public Health performs routine data quality reviews of the data it receives. This includes removing duplicate results and updating counts if needed. Also, occasional negative tests from nursing home residents result after being reported first as presumptive and are removed. As a result of this, the total of self-reported deaths may decrease to ensure accuracy Sources: MAVEN for confirmed cases; Individual facilities reported resident deaths to DPH Bureau of Health Care Safety and Quality's Health Care Facility Reporting System



Massachusetts Department of Public Health COVID-19 Dashboard - Wednesday, June 17, 2020

COVID Cases and Facility-Reported Deaths in Long Term Care Facilities (8/8) Data collected as of 6/16/2020

Facility	County	Total licensed beds	Number of Cases*	COVID-19 Deaths**	Facility	County	Total licensed beds	Number of Cases*	COVID-19 Deaths**
TWIN OAKS REHAB AND NURSING	ESSEX	101	> 30	11	WILLIAMSTOWN COMMONS NURSING & REHAB	BERKSHIRE	180	> 30	24
VERO HEALTH & REHAB OF HAMPDEN	HAMPDEN	100	> 30	14	WILLIMANSETT CENTER EAST	HAMPDEN	85	0	0
VERO HEALTH & REHAB OF SOUTH HADLEY	HAMPSHIRE	132	> 30	22	WILLIMANSETT CENTER WEST	HAMPDEN	103	0	0
VERO HEALTH & REHAB OF WILBRAHAM	HAMPDEN	135	> 30	22	WILLOW MANOR	MIDDLESEX	90	11-30	1-4
VICTORIA HAVEN NURSING FACILITY	NORFOLK	31	1-10	0	WILLOWBROOK MANOR REST HOME	NORFOLK	36	0	0
VILLAGE REST HOME	BRISTOL	14	1-10	1-4	WILLOWS AT WORCESTER (THE)	WORCESTER	28	0	0
VILLAGE REST HOME	WORCESTER	25	0	0	WINCHESTER NURSING CENTER INC	MIDDLESEX	121	11-30	1-4
VILLAGE REST HOME II OF BROCKTON	PLYMOUTH	16	0	0	WINDEMERE NURSING & REHAB CTR ON MARTHAS VINEYARD	DUKES	106	0	0
WACHUSETT MANOR	WORCESTER	96	> 30	9	WINDSOR NURSING & RETIREMENT HOME	BARNSTABLE	120	1-10	0
WAKEFIELD CENTER	MIDDLESEX	149	> 30	13	WINGATE AT CHESTNUT HILL	NORFOLK	135	> 30	13
WALPOLE HEALTHCARE	NORFOLK	90	> 30	11	WINGATE AT HARWICH	BARNSTABLE	135	> 30	21
WAREHAM HEALTHCARE	PLYMOUTH	175	1-10	0	WINGATE AT HAVERHILL	ESSEX	146	> 30	21
WATERTOWN HEALTH CENTER	MIDDLESEX	163	> 30	17	WINGATE AT NEEDHAM	NORFOLK	142	> 30	22
WATerview LODGE LLC REHABILITATION & HEALTHCARE	MIDDLESEX	103	> 30	12	WINGATE AT NORTON	BRISTOL	106	1-10	0
WEBSTER MANOR REHABILITATION & HEALTH CARE CENTER	WORCESTER	135	> 30	1-4	WINGATE AT SHARON	NORFOLK	66	> 30	7
WEBSTER PARK REHABILITATION AND HEALTHCARE CENTER	PLYMOUTH	110	> 30	15	WINGATE AT SILVER LAKE	PLYMOUTH	164	> 30	10
WEDGEMERE HEALTHCARE	BRISTOL	94	> 30	8	WINGATE AT WESTON	MIDDLESEX	160	> 30	22
WEST NEWTON HEALTHCARE	MIDDLESEX	123	> 30	13	WINTER HILL REST HOME	WORCESTER	15	0	0
WEST REVERE HEALTH CENTER	SUFFOLK	119	> 30	8	WOBURN NURSING CENTER INC	MIDDLESEX	140	> 30	18
WEST ROXBURY HEALTH & REHABILITATION CENTER	SUFFOLK	76	> 30	8	WORCESTER HEALTH CENTER	WORCESTER	160	> 30	7
WEST SIDE HOUSE LTC FACILITY	WORCESTER	91	> 30	10	WORCESTER REHABILITATION & HEALTH CARE CENTER	WORCESTER	160	> 30	10
WESTBOROUGH HEALTHCARE	WORCESTER	117	> 30	23					
WESTFIELD CENTER	HAMPDEN	98	1-10	0					
WESTFIELD GARDENS NURSING AND REHAB	HAMPDEN	80	0	0					
WESTFORD HOUSE	MIDDLESEX	123	> 30	5					
WESTVIEW REST HOME	PLYMOUTH	20	0	0					
WHITTIER BRADFORD TRANSITIONAL CARE UNIT	ESSEX	20	11-30	0					
WHITTIER WESTBOROUGH TRANSITIONAL CARE UNIT	WORCESTER	19	1-10	0					

*Staff and residents; **Cumulative COVID-19 deaths –includes residents only. PLEASE NOTE: This list includes nursing homes, rest homes, and skilled nursing facilities; reported COVID-19 cases to date represent both staff and residents. The number of cases for a facility relies on the amount of testing conducted; facilities not included on this list may have COVID-19 cases that have not yet been identified. As of May 25th 344 nursing homes reported that at least 90% of staff and 90% of residents had been tested. ALSO: Data on deaths is self-reported by each facility. In accordance with long-term care regulations, nursing homes and rest homes must report deaths due to any cause in any resident, either confirmed COVID-19 positive, or suspected to have COVID-19, even if the individual was never tested. When the number of deaths is between 1-4 residents, the number is suppressed and reported as 1-4, to protect possible resident identification. The Department of Public Health performs routine data quality reviews of the data it receives. This includes removing duplicate results and updating counts if needed. Also, occasional negative tests from nursing home residents result after being reported first as presumptive and are removed. As a result of this, the total of self-reported deaths may decrease to ensure accuracy. Sources: MAVEN for confirmed cases; Individual facilities reported resident deaths to DPH Bureau of Health Care Safety and Quality's Health Care Facility Reporting System



Nursing Facilities Baseline Testing

- On, April 27th the Commonwealth announced a COVID-19 Nursing Facility Accountability and Support Program. Additional funding of up to \$130 m is being provided to improve the safety and infection control protocols for nursing home residents and staff.
- This additional funding is dependent upon facilities meeting specific accountability metrics, including **testing at least 90% of all nursing home residents and 90% of all staff for COVID-19 between April 8, 2020 and May 25, 2020**. Facilities were encouraged to test 100% of staff and residents.
- The Executive Office of Health and Human Services (EOHHS) worked closely with the Massachusetts Senior Care Association (MSCA) to ensure facilities had access to testing options in order to meet the May 25th deadline.
- This report depicts the percentage of staff and residents tested for COVID-19 at each facility and whether a facility met the 90% threshold. The data is self-attested by nursing facilities and may be subject to further audit and review by EOHHS for final determinations.
- Facilities that did meet the 90% testing threshold will not receive any additional funding under the Accountability and Support policy.**

Baseline Testing
Results
(through 5/25)

Total facilities submitting testing data	360
Total facilities achieving baseline testing threshold for residents and staff	353
Total facilities achieving baseline testing threshold for residents only	1
Total facilities achieving baseline testing threshold for staff only	1
Total facilities not achieving baseline testing threshold for residents or staff	0
Total facilities that did not submit intime	5



Nursing Facilities Baseline Testing

Summary of self-reported testing results¹ (4/8 – 5/25)

	Residents	Staff	Residents and Staff
Total unique individuals tested	33,151	43,102	76,253
Proportion of unique individuals that tested positive	42%	16%	27%

1. For facility-specific details, refer to the section in this report titled "Long Term Care Facilities with 2+ Known COVID Cases and Facility-Reported Deaths."

Note: The figures presented in this publication were self-reported by nursing facilities. Facilities were also required to submit a signed attestation form certifying compliance with [MassHealth Nursing Facility Bulletin 146](#). See the bulletin for more information on the period over which testing occurred and how resident and staff counts were reported.



Nursing Facility Baseline Testing Results

Facility Name	City/Town	% of Residents Tested	% of Staff Tested	Baseline Testing Status	Submitted Attestation
ABERJONA NURSING CENTER, INC.	Winchester	100%	99%	Achieved for Residents and Staff	Yes
ACADEMY MANOR	Andover	100%	96%	Achieved for Residents and Staff	Yes
ADVINIA CARE AT PROVINCETOWN	Provincetown	100%	100%	Achieved for Residents and Staff	Yes
ADVOCATE HEALTHCARE OF EAST BOSTON LLC	East Boston	100%	98%	Achieved for Residents and Staff	Yes
AGAWAM HEALTHCARE	Agawam	100%	93%	Achieved for Residents and Staff	Yes
ALDEN COURT NURSING CARE & REHAB CTR	Fairhaven	100%	100%	Achieved for Residents and Staff	Yes
ALLIANCE HEALTH AT ABBOTT	Lynn	98%	100%	Achieved for Residents and Staff	Yes
ALLIANCE HEALTH AT BALDWINVILLE	Baldwinville	100%	97%	Achieved for Residents and Staff	Yes
ALLIANCE HEALTH AT BRAINTREE	Braintree	95%	96%	Achieved for Residents and Staff	Yes
ALLIANCE HEALTH AT DEVEREUX	Marblehead	100%	97%	Achieved for Residents and Staff	Yes
ALLIANCE HEALTH AT MARINA BAY	Quincy	99%	97%	Achieved for Residents and Staff	Yes
ALLIANCE HEALTH AT ROSEWOOD	Peabody	99%	95%	Achieved for Residents and Staff	Yes
ALLIANCE HEALTH AT WEST ACRES	Brockton	100%	98%	Achieved for Residents and Staff	Yes
APPLE VALLEY CENTER	Ayer	97%	96%	Achieved for Residents and Staff	Yes
ARMENIAN NURSING & REHAB. CTR.	Jamaica Plain	95%	98%	Achieved for Residents and Staff	Yes
ATTLEBORO HEALTHCARE	Attleboro	100%	92%	Achieved for Residents and Staff	Yes
BAKER KATZ SKILLED NURSING & REHABILITATION	Haverhill	100%	95%	Achieved for Residents and Staff	Yes
BAYPATH AT DUXBURY NURSING & REHAB	Duxbury	100%	98%	Achieved for Residents and Staff	Yes
BAYPOINTE REHAB CENTER	Brockton	100%	95%	Achieved for Residents and Staff	Yes
BEAR HILL HEALTHCARE AND REHABILITATION CENTER	Stoneham	100%	96%	Achieved for Residents and Staff	Yes
BEAR MOUNTAIN AT ANDOVER	Andover	100%	99%	Achieved for Residents and Staff	Yes
BEAR MOUNTAIN AT READING	Reading	96%	94%	Achieved for Residents and Staff	Yes
BEAR MOUNTAIN AT SUDBURY	Sudbury	99%	92%	Achieved for Residents and Staff	Yes
BEAR MOUNTAIN AT WEST SPRINGFIELD	West Springfield	100%	96%	Achieved for Residents and Staff	Yes
BEAR MOUNTAIN AT WORCESTER	Worcester	100%	96%	Achieved for Residents and Staff	Yes
BEAUMONT REHAB & SKD NATICK	Natick	100%	97%	Achieved for Residents and Staff	Yes
BEAUMONT REHAB & SKD NORTHBOROUGH	Northborough	100%	97%	Achieved for Residents and Staff	Yes
BEAUMONT REHAB & SKD NORTHBRIDGE	Northbridge	100%	98%	Achieved for Residents and Staff	Yes
BEAUMONT REHAB & SKD WESTBOROUGH	Westborough	100%	98%	Achieved for Residents and Staff	Yes
BELMONT MANOR NURSING HOME	Belmont	100%	92%	Achieved for Residents and Staff	Yes
BELVIDERE HEALTHCARE	Lowell	100%	94%	Achieved for Residents and Staff	Yes
BENJAMIN HEALTHCARE CENTER	Roxbury Crossing	100%	100%	Achieved for Residents and Staff	Yes
BERKELEY RETIREMENT HOME	Lawrence	100%	100%	Achieved for Residents and Staff	Yes

Note: The figures presented in this publication were self-reported by nursing facilities. Facilities were also required to submit a signed attestation form certifying compliance with [MassHealth Nursing Facility Bulletin 146](#). See the bulletin for more information on the period over which testing occurred and how resident and staff counts were reported.



Nursing Facility Baseline Testing Results

Facility Name	City/Town	% of Residents Tested	% of Staff Tested	Baseline Testing Status	Submitted Attestation
BERKSHIRE HEALTH CARE CENTER	Sandisfield	100%	95%	Achieved for Residents and Staff	Yes
BETHANY HEALTH CARE CENTER	Framingham	100%	98%	Achieved for Residents and Staff	Yes
BLAIRE HOUSE LTCF MILFORD	Milford	100%	96%	Achieved for Residents and Staff	Yes
BLAIRE HOUSE LTCF TEWKSBURY	Tewksbury	100%	96%	Achieved for Residents and Staff	Yes
BLAIRE HOUSE LTCF WORCESTER	Worcester	100%	91%	Achieved for Residents and Staff	Yes
BLUE HILLS HEALTH & REHABILITATION CENTER	Stoughton	100%	100%	Achieved for Residents and Staff	Yes
BLUEBERRY HILL REHABILITATION AND HEALTHCARE CTR ¹	Beverly	99%	92%	Achieved for Residents and Staff	Yes
BOSTON HOME	Dorchester Center	100%	93%	Achieved for Residents and Staff	Yes
BOURNE MANOR EXT CARE FACILITY	Buzzards Bay	100%	99%	Achieved for Residents and Staff	Yes
BRAINTREE MANOR HEALTHCARE	Braintree	100%	90%	Achieved for Residents and Staff	Yes
BRANDON WOODS OF DARTMOUTH	South Dartmouth	100%	92%	Achieved for Residents and Staff	Yes
BRANDON WOODS OF NEW BEDFORD	New Bedford	100%	100%	Achieved for Residents and Staff	Yes
BRENTWOOD REHAB & HEALTHCARE CTR	Danvers	96%	96%	Achieved for Residents and Staff	Yes
BRIARWOOD REHAB & HEALTHCARE CTR	Needham	100%	91%	Achieved for Residents and Staff	Yes
BRIDGEWATER NURSING HOME	Bridgewater	100%	100%	Achieved for Residents and Staff	Yes
BRIGHAM HEALTH & REHABILITATION CENTER	Newburyport	100%	100%	Achieved for Residents and Staff	Yes
BRIGHTON HOUSE REHAB & NURSING CTR	Brighton	91%	96%	Achieved for Residents and Staff	Yes
BROCKTON HEALTH CENTER	Brockton	98%	97%	Achieved for Residents and Staff	Yes
BROOKSIDE REHAB & HEALTHCARE CENTER ²	Webster	100%	100%	Achieved for Residents and Staff	Yes
BRUDNICK CENTER FOR LIVING	Peabody	100%	100%	Achieved for Residents and Staff	Yes
BRUSH HILL CARE CENTER	Milton	100%	96%	Achieved for Residents and Staff	Yes
BUCKLEY-GREENFIELD HEALTHCARE CTR	Greenfield	100%	99%	Achieved for Residents and Staff	Yes
CAMBRIDGE REHAB & NURSING CTR	Cambridge	100%	93%	Achieved for Residents and Staff	Yes
CAMPION HEALTH & WELLNESS, INC.	Weston	100%	98%	Achieved for Residents and Staff	Yes
CAPE HERITAGE REHAB & HLTH CARE CTR	Sandwich	99%	97%	Achieved for Residents and Staff	Yes
CAPE REGENCY REHAB & HLTH CARE CTR	Centerville	99%	90%	Achieved for Residents and Staff	Yes
CARDIGAN NURSING & REHABILITATION CTR	Scituate	100%	100%	Achieved for Residents and Staff	Yes
CARE ONE AT BROOKLINE	Brookline	100%	99%	Achieved for Residents and Staff	Yes
CARE ONE AT CONCORD	Concord	100%	93%	Achieved for Residents and Staff	Yes
CARE ONE AT ESSEX PARK	Beverly	100%	96%	Achieved for Residents and Staff	Yes
CARE ONE AT HOLYOKE	Holyoke	100%	90%	Achieved for Residents and Staff	Yes

¹ Since the 5/29 publication, Blueberry Hill Rehabilitation and Healthcare Ctr. resubmitted data that included their total staff census

² Since the 5/27 publication, Brookside Rehab & Healthcare Center resubmitted data that included their staff census and number of staff tested.

Note: The figures presented in this publication were self-reported by nursing facilities. Facilities were also required to submit a signed attestation form certifying compliance with [MassHealth Nursing Facility Bulletin 146](#). See the bulletin for more information on the period over which testing occurred and how resident and staff counts were reported.



Nursing Facility Baseline Testing Results

Facility Name	City/Town	% of Residents Tested	% of Staff Tested	Baseline Testing Status	Submitted Attestation
CARE ONE AT LEXINGTON	Lexington	100%	95%	Achieved for Residents and Staff	Yes
CARE ONE AT LOWELL	Lowell	92%	91%	Achieved for Residents and Staff	Yes
CARE ONE AT MILLBURY	Millbury	100%	93%	Achieved for Residents and Staff	Yes
CARE ONE AT NEW BEDFORD	New Bedford	100%	92%	Achieved for Residents and Staff	Yes
CARE ONE AT NEWTON	Newton Lower Falls	100%	97%	Achieved for Residents and Staff	Yes
CARE ONE AT NORTHAMPTON	Northampton	100%	96%	Achieved for Residents and Staff	Yes
CARE ONE AT PEABODY	Peabody	100%	100%	Achieved for Residents and Staff	Yes
CARE ONE AT RANDOLPH	Randolph	100%	100%	Achieved for Residents and Staff	Yes
CARE ONE AT REDSTONE	East Longmeadow	100%	95%	Achieved for Residents and Staff	Yes
CARE ONE AT WEYMOUTH	East Weymouth	100%	99%	Achieved for Residents and Staff	Yes
CARE ONE AT WILMINGTON	Wilmington	100%	97%	Achieved for Residents and Staff	Yes
CARLETON-WILLARD VILLAGE	Bedford	100%	96%	Achieved for Residents and Staff	Yes
CARLYLE HOUSE	Framingham	100%	91%	Achieved for Residents and Staff	Yes
CARVALHO GROVE HEALTH & REHABILITATION	Fall River	100%	100%	Achieved for Residents and Staff	Yes
CASA DE RAMANA REHABILITATION CENTER ³	Framingham	100%	95%	Achieved for Residents and Staff	Yes
CATHOLIC MEMORIAL HOME	Fall River	100%	92%	Achieved for Residents and Staff	Yes
CEDAR VIEW REHAB & HEALTHCARE CTR	Methuen	100%	97%	Achieved for Residents and Staff	Yes
CEDARWOOD GARDENS	Franklin	95%	100%	Achieved for Residents and Staff	Yes
CENTER FOR EXTENDED CARE AT AMHERST	Amherst	100%	100%	Achieved for Residents and Staff	Yes
CHAPIN CENTER	Springfield	100%	95%	Achieved for Residents and Staff	Yes
CHARLENE MANOR EXT. CARE FAC.	Greenfield	100%	100%	Achieved for Residents and Staff	Yes
CHELSEA JEWISH NH, INC	Chelsea	100%	99%	Achieved for Residents and Staff	Yes
CHESTNUT HILL OF EAST LONGMEADOW	East Longmeadow	99%	99%	Achieved for Residents and Staff	Yes
CHESTNUT WOODS REHAB & HEALTHCARE CTR	Saugus	100%	93%	Achieved for Residents and Staff	Yes
CHETWYNDE HEALTHCARE	West Newton	100%	91%	Achieved for Residents and Staff	Yes
CHICOPEE REHABILITATION & NURSING CENTER	Chicopee	100%	100%	Achieved for Residents and Staff	Yes
CHRISTOPHER HOUSE OF WORCESTER	Worcester	100%	96%	Achieved for Residents and Staff	Yes
CHS of WALTHAM INC. dba MARISTHILL NURSING & REHAB CTR	Waltham	100%	100%	Achieved for Residents and Staff	Yes
CLIFTON REHABILITATIVE NURG. CTR	Somerset	94%	97%	Achieved for Residents and Staff	Yes
COLEMAN HOUSE	Northborough	100%	90%	Achieved for Residents and Staff	Yes
COLONY CENTER HEALTH & REHAB	Abington	98%	98%	Achieved for Residents and Staff	Yes

³ Since the 5/27 publication, Casa de Ramana Rehabilitation Center resubmitted data that included their total resident and staff census numbers.

Note: The figures presented in this publication were self-reported by nursing facilities. Facilities were also required to submit a signed attestation form certifying compliance with [MassHealth Nursing Facility Bulletin 146](#). See the bulletin for more information on the period over which testing occurred and how resident and staff counts were reported.



Nursing Facility Baseline Testing Results

Facility Name	City/Town	% of Residents Tested	% of Staff Tested	Baseline Testing Status	Submitted Attestation
CONTINUING CARE II AT BROOKSBY VILLAGE	Peabody	100%	100%	Achieved for Residents and Staff	Yes
COPLEY AT STOUGHTON NURG.CARE CTR	Stoughton	100%	91%	Achieved for Residents and Staff	Yes
COUNTRY CENTER FOR HEALTH & REHAB	Newburyport	100%	99%	Achieved for Residents and Staff	Yes
COUNTRY GARDENS HEALTH & REHABILITATION CENTER	Swansea	99%	92%	Achieved for Residents and Staff	Yes
COUNTRYSIDE HEALTH CARE OF MILFORD	Milford	100%	96%	Achieved for Residents and Staff	Yes
COURTYARD NURSING CARE CENTER	Medford	98%	94%	Achieved for Residents and Staff	Yes
CRANEVILLE PLACE AT DALTON	Dalton	100%	98%	Achieved for Residents and Staff	Yes
DAY BROOK VILLAGE SENIOR LIVING	Holyoke	100%	94%	Achieved for Residents and Staff	Yes
DEDHAM HEALTHCARE	Dedham	100%	90%	Achieved for Residents and Staff	Yes
DEN MAR HEALTH & REHABILITATION CENTER	Rockport	100%	100%	Achieved for Residents and Staff	Yes
DEXTER HOUSE HEALTHCARE	Malden	100%	95%	Achieved for Residents and Staff	Yes
DWYER HOME	Weymouth	95%	96%	Achieved for Residents and Staff	Yes
D'YOUVILLE SENIOR CARE, INC.	Lowell	98%	94%	Achieved for Residents and Staff	Yes
E. LONGMEADOW SKILLED NURSING CTR	East Longmeadow	100%	92%	Achieved for Residents and Staff	Yes
EASTPOINTE REHAB CENTER	Chelsea	100%	91%	Achieved for Residents and Staff	Yes
ELAINE CENTER AT HADLEY	Hadley	100%	95%	Achieved for Residents and Staff	Yes
ELIOT CENTER FOR HEALTH & REHAB	Natick	100%	100%	Achieved for Residents and Staff	Yes
ELIZABETH SETON RESIDENCE	Wellesley Hills	100%	98%	Achieved for Residents and Staff	Yes
ELLIS NURSING HOME	Norwood	99%	92%	Achieved for Residents and Staff	Yes
FAIRHAVEN HEALTHCARE CENTER	Lowell	100%	98%	Achieved for Residents and Staff	Yes
FAIRVIEW COMMONS NURG & REH. CTR	Great Barrington	99%	98%	Achieved for Residents and Staff	Yes
FALL RIVER HEALTHCARE	Fall River	99%	95%	Achieved for Residents and Staff	Yes
FALL RIVER JEWISH HOME, INC.	Fall River	100%	100%	Achieved for Residents and Staff	Yes
FARREN CARE CENTER	Turners Falls	100%	99%	Achieved for Residents and Staff	Yes
FITCHBURG HEALTHCARE	Fitchburg	100%	90%	Achieved for Residents and Staff	Yes
FITCHBURG REHABILITATION AND NURSING CENTER	Fitchburg	94%	100%	Achieved for Residents and Staff	Yes
FRC, INC. dba SPAULDING NURSING & THERAPY BRIGHTON	Brighton	98%	100%	Achieved for Residents and Staff	Yes
GARDEN PLACE HEALTHCARE	Attleboro	100%	99%	Achieved for Residents and Staff	Yes
GARDNER REHABILITATION & NURSING CENTER	Gardner	100%	100%	Achieved for Residents and Staff	Yes
GERMAN CENTRE FOR EXT. CARE	West Roxbury	100%	92%	Achieved for Residents and Staff	Yes
GLEN RIDGE NURSING CARE CENTER	Medford	100%	96%	Achieved for Residents and Staff	Yes
GLOUCESTER HEALTHCARE	Gloucester	100%	93%	Achieved for Residents and Staff	Yes
GOVERNORS CENTER	Westfield	100%	95%	Achieved for Residents and Staff	Yes

Note: The figures presented in this publication were self-reported by nursing facilities. Facilities were also required to submit a signed attestation form certifying compliance with [MassHealth Nursing Facility Bulletin 146](#). See the bulletin for more information on the period over which testing occurred and how resident and staff counts were reported.



Nursing Facility Baseline Testing Results

Facility Name	City/Town	% of Residents Tested	% of Staff Tested	Baseline Testing Status	Submitted Attestation
GREENWOOD NURSING & REHAB. CTR	Wakefield	100%	93%	Achieved for Residents and Staff	Yes
HANCOCK PARK REHABILITATION & NURSING CTR	Quincy	100%	98%	Achieved for Residents and Staff	Yes
HANNAH B G SHAW HOME FOR AGED	Middleboro	98%	96%	Achieved for Residents and Staff	Yes
HANNAH DUSTON HEALTHCARE CTR.	Haverhill	99%	93%	Achieved for Residents and Staff	Yes
HARBOR HOUSE NURSING & REHAB CTR	Hingham	100%	91%	Achieved for Residents and Staff	Yes
HATHAWAY MANOR EXTENDED CARE	New Bedford	100%	94%	Achieved for Residents and Staff	Yes
HATHORNE HILL	Danvers	100%	95%	Achieved for Residents and Staff	Yes
HEATHWOOD HEALTHCARE	Chestnut Hill	100%	94%	Achieved for Residents and Staff	Yes
HELLENIC NURSING AND REHABILITATION CENTER	Canton	100%	97%	Achieved for Residents and Staff	Yes
HERITAGE HALL EAST	Agawam	100%	100%	Achieved for Residents and Staff	Yes
HERITAGE HALL NORTH	Agawam	98%	98%	Achieved for Residents and Staff	Yes
HERITAGE HALL SOUTH	Agawam	100%	97%	Achieved for Residents and Staff	Yes
HERITAGE HALL WEST	Agawam	100%	92%	Achieved for Residents and Staff	Yes
HIGHVIEW OF NORTHAMPTON	Leeds	100%	100%	Achieved for Residents and Staff	Yes
HILLCREST COMMONS NURS & REH. CTR	Pittsfield	100%	98%	Achieved for Residents and Staff	Yes
HOLDEN REHAB & SKILLED NURSING CTR	Holden	100%	95%	Achieved for Residents and Staff	Yes
HOLY TRINITY EASTERN ORTHODOX NURSING AND REHAB. CENTER	Worcester	100%	95%	Achieved for Residents and Staff	Yes
HOLYOKE HEALTHCARE CENTER	Holyoke	100%	98%	Achieved for Residents and Staff	Yes
HUNT NURSING AND REHABILITATION CENTER	Danvers	93%	95%	Achieved for Residents and Staff	Yes
JEANNE JUGAN RESIDENCE	Somerville	100%	100%	Achieved for Residents and Staff	Yes
JESMOND NURSING HOME	Nahant	100%	96%	Achieved for Residents and Staff	Yes
JEWISH HEALTHCARE CENTER	Worcester	100%	94%	Achieved for Residents and Staff	Yes
JML CARE CENTER	Falmouth	100%	98%	Achieved for Residents and Staff	Yes
JOHN ADAMS HEALTHCARE CENTER	Quincy	100%	100%	Achieved for Residents and Staff	Yes
JOHN SCOTT HOUSE NURSING & REHAB CENTER	Braintree	100%	97%	Achieved for Residents and Staff	Yes
JULIAN J. LEVITT FAMILY NURSING HOME	Longmeadow	99%	97%	Achieved for Residents and Staff	Yes
KEYSTONE CENTER	Leominster	98%	91%	Achieved for Residents and Staff	Yes
KIMBALL FARMS NURSING CARE CENTER	Lenox	100%	99%	Achieved for Residents and Staff	Yes
KNOLLWOOD NURSING CENTER	Worcester	100%	100%	Achieved for Residents and Staff	Yes
LAFAYETTE SKILLED REHAB AND NURSING CTR	Marblehead	100%	94%	Achieved for Residents and Staff	Yes
LAKEVIEW HOUSE SKLD NURS & RESIDENTIAL FACILITY	Haverhill	100%	100%	Achieved for Residents and Staff	Yes
LANESSA EXTENDED CARE	Webster	96%	99%	Achieved for Residents and Staff	Yes
LAUREL RIDGE REHABILITATION & SKILLED CARE CENTER	Jamaica Plain	100%	97%	Achieved for Residents and Staff	Yes

Note: The figures presented in this publication were self-reported by nursing facilities. Facilities were also required to submit a signed attestation form certifying compliance with [MassHealth Nursing Facility Bulletin 146](#). See the bulletin for more information on the period over which testing occurred and how resident and staff counts were reported.



Nursing Facility Baseline Testing Results

Facility Name	City/Town	% of Residents Tested	% of Staff Tested	Baseline Testing Status	Submitted Attestation
LEDGEWOOD REHAB & SKILLED NC	Beverly	100%	99%	Achieved for Residents and Staff	Yes
LEE HEALTHCARE	Lee	96%	95%	Achieved for Residents and Staff	Yes
LEONARD FLORENCE CENTER FOR LIVING	Chelsea	100%	97%	Achieved for Residents and Staff	Yes
LIBERTY COMMONS NURG & REH.CTR	North Chatham	96%	92%	Achieved for Residents and Staff	Yes
LIFE CARE CENTER OF ACTON	Acton	100%	91%	Achieved for Residents and Staff	Yes
LIFE CARE CENTER OF ATTLEBORO	Attleboro	100%	100%	Achieved for Residents and Staff	Yes
LIFE CARE CENTER OF AUBURN	Auburn	100%	95%	Achieved for Residents and Staff	Yes
LIFE CARE CENTER OF LEOMINSTER	Leominster	100%	100%	Achieved for Residents and Staff	Yes
LIFE CARE CENTER OF LYNN: A L.T.C.F FACILITY	Lynn	98%	93%	Achieved for Residents and Staff	Yes
LIFE CARE CENTER OF MERRIMACK VALLEY	North Billerica	0%	0%	Did Not Submit in Time	No
LIFE CARE CENTER OF NASHOBA VALLEY	Littleton	93%	94%	Achieved for Residents and Staff	Yes
LIFE CARE CENTER OF PLYMOUTH	Plymouth	100%	90%	Achieved for Residents and Staff	Yes
LIFE CARE CENTER OF RAYNHAM	Raynham	100%	93%	Achieved for Residents and Staff	Yes
LIFE CARE CENTER OF STONEHAM	Stoneham	100%	96%	Achieved for Residents and Staff	Yes
LIFE CARE CENTER OF THE SOUTH SHORE	Scituate	100%	95%	Achieved for Residents and Staff	Yes
LIFE CARE CENTER OF W. BRIDGEWATER	West Bridgewater	0%	0%	Did Not Submit in Time	No
LIFE CARE CENTER OF WILBRAHAM, A L.T.C.F	Wilbraham	100%	93%	Achieved for Residents and Staff	Yes
LIGHTHOUSE NURSING CARE CENTER	Revere	100%	98%	Achieved for Residents and Staff	Yes
LINDA MANOR EXTENDED CARE FAC	Leeds	100%	92%	Achieved for Residents and Staff	Yes
LINDEN PONDS	Hingham	100%	95%	Achieved for Residents and Staff	Yes
LONGMEADOW OF TAUNTON	Taunton	100%	96%	Achieved for Residents and Staff	Yes
LOOMIS LAKESIDE AT REEDS LANDING	Springfield	100%	94%	Achieved for Residents and Staff	Yes
LUTHERAN REHAB & SKILLED CARE CTR	Worcester	100%	96%	Achieved for Residents and Staff	Yes
LYDIA TAFT HOUSE	Uxbridge	100%	100%	Achieved for Residents and Staff	Yes
MADONNA MANOR NURSING HOME	North Attleboro	100%	100%	Achieved for Residents and Staff	Yes
MAPLES REHABILITATION & NURSING CENTER	Wrentham	100%	98%	Achieved for Residents and Staff	Yes
MAPLEWOOD REHAB & NURSING	Amesbury	100%	99%	Achieved for Residents and Staff	Yes
MARIAN MANOR	Boston	100%	95%	Achieved for Residents and Staff	Yes
MARIAN MANOR OF TAUNTON	Taunton	100%	96%	Achieved for Residents and Staff	Yes
MARIE ESTHER HEALTH CTR., INC.	Marlborough	100%	100%	Achieved for Residents and Staff	Yes
MARLBOROUGH HILLS REHAB & HEALTH CARE CTR	Marlborough	100%	91%	Achieved for Residents and Staff	Yes
MARY ANN MORSE NURS. & REHAB. CTR.	Natick	100%	99%	Achieved for Residents and Staff	Yes
MARY'S MEADOW AT PROVIDENCE PLACE	Holyoke	100%	97%	Achieved for Residents and Staff	Yes
MASCONOMET HEALTHCARE CENTER	Topsfield	100%	92%	Achieved for Residents and Staff	Yes

Note: The figures presented in this publication were self-reported by nursing facilities. Facilities were also required to submit a signed attestation form certifying compliance with [MassHealth Nursing Facility Bulletin 146](#). See the bulletin for more information on the period over which testing occurred and how resident and staff counts were reported.



Nursing Facility Baseline Testing Results

Facility Name	City/Town	% of Residents Tested	% of Staff Tested	Baseline Testing Status	Submitted Attestation
MATTAPAN HEALTH & REHAB CTR	Milford	98%	94%	Achieved for Residents and Staff	Yes
MAYFLOWER PLACE NSG & REHAB CTR	West Yarmouth	100%	95%	Achieved for Residents and Staff	Yes
MEADOW GREEN NSG AND REHAB CTR	Waltham	100%	94%	Achieved for Residents and Staff	Yes
MEDFORD REHAB & NURSING CTR	Medford	100%	94%	Achieved for Residents and Staff	Yes
MEDWAY COUNTRY MANOR SK NURG & REH	Medway	0%	0%	Did Not Submit in Time	No
MELROSE HEALTHCARE	Melrose	100%	92%	Achieved for Residents and Staff	Yes
MERRIMACK VALLEY HEALTH CENTER	Amesbury	100%	95%	Achieved for Residents and Staff	Yes
MI NURSING/RESTORATIVE CTR	Lawrence	91%	98%	Achieved for Residents and Staff	Yes
MILFORD CENTER	Milford	100%	96%	Achieved for Residents and Staff	Yes
MONT MARIE REHAB & HEALTHCARE CTR.	Holyoke	100%	92%	Achieved for Residents and Staff	Yes
MOUNT CARMEL CARE CENTER	Lenox	100%	99%	Achieved for Residents and Staff	Yes
MOUNT GREYLOCK EXT. CARE FAC.	Pittsfield	100%	100%	Achieved for Residents and Staff	Yes
MOUNT SAINT VINCENT CARE CENTER	Holyoke	100%	100%	Achieved for Residents and Staff	Yes
NEMASKET HEALTHCARE CENTER	Middleboro	96%	94%	Achieved for Residents and Staff	Yes
NEVILLE CTR.@ FRESH POND FOR NURSING & REHABILITATION	Cambridge	100%	91%	Achieved for Residents and Staff	Yes
NEVINS NURSING & REHAB. CENTER	Methuen	97%	94%	Achieved for Residents and Staff	Yes
NEW BEDFORD JEWISH CONV HOME	New Bedford	100%	100%	Achieved for Residents and Staff	Yes
NEW ENGLAND HOMES FOR THE DEAF	Danvers	100%	100%	Achieved for Residents and Staff	Yes
NEW ENGLAND PEDIATRIC CARE	North Billerica	100%	98%	Achieved for Residents and Staff	Yes
NEWTON WELLESLEY CTR FOR ALZHEIMER'S CARE	Wellesley	100%	94%	Achieved for Residents and Staff	Yes
NORTH ADAMS COMMONS NRG.&REH.CTR	North Adams	100%	100%	Achieved for Residents and Staff	Yes
NORTH END REHABILITATION AND HEALTH CARE CENTER	Boston	100%	95%	Achieved for Residents and Staff	Yes
NORTH HILL - THE S.N.F.	Needham	100%	70%	Achieved for Residents Only	Yes
NORTHWOOD REHAB & HLTH CARE CTR	Lowell	100%	99%	Achieved for Residents and Staff	Yes
NORWOOD HEALTHCARE	Norwood	97%	91%	Achieved for Residents and Staff	Yes
NOTRE DAME HEALTH CARE CENTER	Worcester	100%	100%	Achieved for Residents and Staff	Yes
OAK KNOLL HEALTHCARE CENTER	Framingham	100%	95%	Achieved for Residents and Staff	Yes
OAKDALE REHAB. & SKILLED NURS.CTR	West Boylston	100%	97%	Achieved for Residents and Staff	Yes
OAKHILL HEALTHCARE	Middleboro	100%	93%	Achieved for Residents and Staff	Yes
ODD FELLOWS HOME OF MASS	Worcester	100%	95%	Achieved for Residents and Staff	Yes
OUR ISLAND HOME	Nantucket	100%	100%	Achieved for Residents and Staff	Yes
OUR LADY'S HAVEN	Fairhaven	100%	95%	Achieved for Residents and Staff	Yes
OVERLOOK MASONIC HEALTH CENTER	Charlton	98%	100%	Achieved for Residents and Staff	Yes

Note: The figures presented in this publication were self-reported by nursing facilities. Facilities were also required to submit a signed attestation form certifying compliance with [MassHealth Nursing Facility Bulletin 146](#). See the bulletin for more information on the period over which testing occurred and how resident and staff counts were reported.



Nursing Facility Baseline Testing Results

Facility Name	City/Town	% of Residents Tested	% of Staff Tested	Baseline Testing Status	Submitted Attestation
PALM MANOR	Chelmsford	98%	96%	Achieved for Residents and Staff	Yes
PALMER HEALTHCARE CENTER	Palmer	100%	100%	Achieved for Residents and Staff	Yes
PARK AVENUE HEALTH CENTER	Arlington	100%	100%	Achieved for Residents and Staff	Yes
PARK PLACE REHAB & SKILLED CARE CTR	Hyde Park	100%	99%	Achieved for Residents and Staff	Yes
PARKWAY HEALTH & REAHB CTR	Milford	100%	100%	Achieved for Residents and Staff	Yes
PARSONS HILL REHAB & HEALTH CARE CTR.	Worcester	100%	93%	Achieved for Residents and Staff	Yes
PENACOOK PLACE, INC.	Haverhill	100%	94%	Achieved for Residents and Staff	Yes
PHILLIPS MANOR NURSING HOME	West Lynn	100%	100%	Achieved for Residents and Staff	Yes
PILGRIM REH & SKIL NURS CTR	Peabody	100%	100%	Achieved for Residents and Staff	Yes
PINE KNOLL NURSING CENTER	Lexington	100%	92%	Achieved for Residents and Staff	Yes
PLEASANT BAY OF BREWSTER REHAB CENTER	Brewster	100%	100%	Achieved for Residents and Staff	Yes
PLYMOUTH HARBORSIDE HEALTHCARE	Plymouth	92%	90%	Achieved for Residents and Staff	Yes
PLYMOUTH REHAB & HLTH CARE CTR	Plymouth	97%	99%	Achieved for Residents and Staff	Yes
POET'S SEAT HEALTH CARE CENTER	Greenfield	96%	100%	Achieved for Residents and Staff	Yes
POPE NURSING HOME	Weymouth	100%	94%	Achieved for Residents and Staff	Yes
PORT HEALTHCARE CENTER	Newburyport	98%	95%	Achieved for Residents and Staff	Yes
PRESCOTT HOUSE	North Andover	100%	96%	Achieved for Residents and Staff	Yes
PRESENTATION REHABILITATION & SKILLED CARE CTR	Brighton	100%	94%	Achieved for Residents and Staff	Yes
QUABBIN VALLEY HEALTHCARE (BLUPOINT HEALTHCARE LLC)	Athol	100%	96%	Achieved for Residents and Staff	Yes
QUABOAG REHABILITATION & SKILLED CARE CTR	North Brookfield	100%	100%	Achieved for Residents and Staff	Yes
QUEEN ANNE NURSING HOME	Hingham	100%	93%	Achieved for Residents and Staff	Yes
QUINCY HEALTH & REHABILITATION CENTER	Quincy	100%	98%	Achieved for Residents and Staff	Yes
REHAB & NURSING CTR AT EVERETT	Everett	100%	93%	Achieved for Residents and Staff	Yes
RESERVOIR CENTER FOR HEALTH & REHAB	Marlborough	100%	97%	Achieved for Residents and Staff	Yes
REVOLUTION AT CHARLWELL	Norwood	66%	100%	Achieved for Staff Only	No
REVOLUTION AT KIMWELL	Fall River	100%	100%	Achieved for Residents and Staff	Yes
RIVER TERRACE REHAB & HEALTHCARE CTR	Lancaster	100%	100%	Achieved for Residents and Staff	Yes
RIVERBEND OF SOUTH NATICK	Natick	100%	100%	Achieved for Residents and Staff	Yes
RIVERCREST L.T.C.F.	Concord	100%	100%	Achieved for Residents and Staff	Yes
ROYAL BRAINTREE NRSG & REHAB CENTER	Braintree	100%	98%	Achieved for Residents and Staff	Yes
ROYAL CAPE COD NURSING AND REHAB CTR	Buzzards Bay	100%	100%	Achieved for Residents and Staff	Yes
ROYAL COTUIT NUR & REHAB CENTER	Mashpee	100%	95%	Achieved for Residents and Staff	Yes
ROYAL FAIRHAVEN NURSING AND REHAB CTR	Fairhaven	100%	99%	Achieved for Residents and Staff	Yes

Note: The figures presented in this publication were self-reported by nursing facilities. Facilities were also required to submit a signed attestation form certifying compliance with [MassHealth Nursing Facility Bulletin 146](#). See the bulletin for more information on the period over which testing occurred and how resident and staff counts were reported.



Nursing Facility Baseline Testing Results

Facility Name	City/Town	% of Residents Tested	% of Staff Tested	Baseline Testing Status	Submitted Attestation
ROYAL MEADOW VIEW CENTER	North Reading	100%	100%	Achieved for Residents and Staff	Yes
ROYAL MEGANSETT NRG & RET. HOME	North Falmouth	100%	100%	Achieved for Residents and Staff	Yes
ROYAL NORWELL NURSING & REHAB CTR, LLC	Norwell	100%	98%	Achieved for Residents and Staff	Yes
ROYAL NURSING CENTER, LLC	Falmouth	100%	100%	Achieved for Residents and Staff	Yes
ROYAL WAYLAND NURSING HOME, LLC	Wayland	92%	100%	Achieved for Residents and Staff	Yes
ROYAL WOOD MILL CENTER	Lawrence	100%	95%	Achieved for Residents and Staff	Yes
SACHEM CENTER FOR HEALTH & REHAB	East Bridgewater	95%	97%	Achieved for Residents and Staff	Yes
SACRED HEART NURSING HOME	New Bedford	100%	98%	Achieved for Residents and Staff	Yes
SALEM REHABILITATION CENTER LLC	Salem	100%	91%	Achieved for Residents and Staff	Yes
SANCTA MARIA NURSING HOME	Cambridge	95%	92%	Achieved for Residents and Staff	Yes
SARAH S. BRAYTON NURSING CARE CENTER	Fall River	98%	97%	Achieved for Residents and Staff	Yes
SAUGUS REHAB AND NURSING	Saugus	100%	93%	Achieved for Residents and Staff	Yes
SAVOY NURSING & REHAB CENTER	New Bedford	100%	93%	Achieved for Residents and Staff	Yes
SEA VIEW CONV & NURSING HOME	Rowley	0%	0%	Did Not Submit in Time	No
SEACOAST NURSING & REHABILITATION CTR.	Gloucester	100%	95%	Achieved for Residents and Staff	Yes
SERENITY HILL NURSING & REHABILITATION CENTER	Wrentham	100%	100%	Achieved for Residents and Staff	Yes
SEVEN HILLS PEDIATRIC CENTER	Groton	92%	100%	Achieved for Residents and Staff	Yes
SHERRILL HOUSE	Jamaica Plain	100%	97%	Achieved for Residents and Staff	Yes
SHREWSBURY NURSING & REHAB. CTR INC	Shrewsbury	100%	96%	Achieved for Residents and Staff	Yes
SIPPICAN HEALTHCARE CENTER	Marion	96%	98%	Achieved for Residents and Staff	Yes
Sixteen Acres Healthcare Center	Abington	99%	98%	Achieved for Residents and Staff	Yes
SOMERSET RIDGE	Somerset	99%	97%	Achieved for Residents and Staff	Yes
SOUTH COVE MANOR NURSING & REHAB CTR	Quincy	100%	100%	Achieved for Residents and Staff	Yes
SOUTH DENNIS HEALTHCARE	South Dennis	100%	97%	Achieved for Residents and Staff	Yes
SOUTHBRIDGE REHAB & HLTH CARE CTR	Southbridge	100%	94%	Achieved for Residents and Staff	Yes
SOUTHEAST HEALTH CARE CENTER	North Easton	98%	92%	Achieved for Residents and Staff	Yes
SOUTHPOINTE REHAB CENTER	Fall River	100%	98%	Achieved for Residents and Staff	Yes
SOUTHSHORE HEALTH CARE CENTER	Rockland	100%	97%	Achieved for Residents and Staff	Yes
SOUTHWOOD AT NORWELL NURSING CTR	Norwell	100%	95%	Achieved for Residents and Staff	Yes
SPRINGSIDE REHAB & SKILLED CARE CENTER	Pittsfield	100%	98%	Achieved for Residents and Staff	Yes
ST. CAMILLUS HEALTH CENTER	Whitinsville	97%	93%	Achieved for Residents and Staff	Yes
ST. FRANCIS REHAB & NURSING CENTER	Worcester	100%	100%	Achieved for Residents and Staff	Yes
ST. JOSEPH MANOR HEALTH CARE INC.	Brockton	100%	90%	Achieved for Residents and Staff	Yes
ST. JOSEPH REHABILITATION AND NURSING CARE CENTER	Dorchester	100%	96%	Achieved for Residents and Staff	Yes

Note: The figures presented in this publication were self-reported by nursing facilities. Facilities were also required to submit a signed attestation form certifying compliance with [MassHealth Nursing Facility Bulletin 146](#). See the bulletin for more information on the period over which testing occurred and how resident and staff counts were reported.



Nursing Facility Baseline Testing Results

Facility Name	City/Town	% of Residents Tested	% of Staff Tested	Baseline Testing Status	Submitted Attestation
ST. MARY HEALTH CARE	Worcester	100%	91%	Achieved for Residents and Staff	Yes
ST. PATRICK'S MANOR	Framingham	100%	92%	Achieved for Residents and Staff	Yes
STERLING VILLAGE LLC	Sterling	100%	99%	Achieved for Residents and Staff	Yes
STONE REHAB & SENIOR LIVING	Newton Upper Falls	100%	100%	Achieved for Residents and Staff	Yes
STONEHEDGE HEALTH CARE CENTER	West Roxbury	95%	94%	Achieved for Residents and Staff	Yes
SUDBURY PINES EXTENDED CARE	Sudbury	100%	100%	Achieved for Residents and Staff	Yes
SUNNY ACRES NURSING HOME	Chelmsford	100%	100%	Achieved for Residents and Staff	Yes
SUTTON HILL CENTER	North Andover	100%	94%	Achieved for Residents and Staff	Yes
SWEET BROOK OF WILLIAMSTOWN REHAB	Williamstown	100%	100%	Achieved for Residents and Staff	Yes
THE BOSTONIAN N.C AND REH. CTR	Dorchester	100%	100%	Achieved for Residents and Staff	Yes
THE GUARDIAN CENTER, INC.	Brockton	97%	91%	Achieved for Residents and Staff	Yes
THE HERMITAGE HEALTHCARE	Worcester	97%	91%	Achieved for Residents and Staff	Yes
THE HIGHLANDS	Fitchburg	100%	100%	Achieved for Residents and Staff	Yes
THE MEADOWS OF CENTRAL MASSACHUSETTS	Rochdale	100%	98%	Achieved for Residents and Staff	Yes
THE OAKS	New Bedford	99%	92%	Achieved for Residents and Staff	Yes
THE OXFORD REHAB & HEALTH CARE CENTER	Haverhill	100%	91%	Achieved for Residents and Staff	Yes
THE PAVILION	Hyannis	100%	100%	Achieved for Residents and Staff	Yes
THOMAS UPHAM HOUSE	Medfield	100%	100%	Achieved for Residents and Staff	Yes
TIMBERLYN HEIGHTS NURSING & REHABILITATION	Great Barrington	98%	100%	Achieved for Residents and Staff	Yes
TIMOTHY DANIELS HOUSE	Holliston	100%	100%	Achieved for Residents and Staff	Yes
TOWN & COUNTRY HEALTH CARE CTR	Lowell	0%	0%	Did Not Submit in Time	No
TREMONT HEALTH CARE CENTER	Wareham	100%	97%	Achieved for Residents and Staff	Yes
TWIN OAKS REHAB AND NURSING	Danvers	94%	100%	Achieved for Residents and Staff	Yes
VERO HEALTH & REHAB OF HAMPDEN	Hampden	100%	100%	Achieved for Residents and Staff	Yes
VERO HEALTH & REHAB OF SOUTH HADLEY	South Hadley	100%	97%	Achieved for Residents and Staff	Yes
VERO HEALTH & REHAB OF WILBRAHAM	Wilbraham	100%	97%	Achieved for Residents and Staff	Yes
VICTORIA HAVEN NSG FACILITY	Norwood	100%	91%	Achieved for Residents and Staff	Yes
WACHUSETT MANOR	Gardner	100%	99%	Achieved for Residents and Staff	Yes
WAKEFIELD CENTER	Wakefield	97%	95%	Achieved for Residents and Staff	Yes
WALPOLE HEALTHCARE	Walpole	100%	90%	Achieved for Residents and Staff	Yes
WAREHAM HEALTHCARE	Wareham	91%	90%	Achieved for Residents and Staff	Yes
WATERTOWN HEALTH CENTER	Watertown	100%	92%	Achieved for Residents and Staff	Yes
WATERVIEW LODGE LLC, REHAB & HEALTHCARE	Ashland	100%	94%	Achieved for Residents and Staff	Yes
WEBSTER MANOR REHAB & HEALTH CARE CTR.	Webster	100%	98%	Achieved for Residents and Staff	Yes

Note: The figures presented in this publication were self-reported by nursing facilities. Facilities were also required to submit a signed attestation form certifying compliance with [MassHealth Nursing Facility Bulletin 146](#). See the bulletin for more information on the period over which testing occurred and how resident and staff counts were reported.



Nursing Facility Baseline Testing Results

Facility Name	City/Town	% of Residents Tested	% of Staff Tested	Baseline Testing Status	Submitted Attestation
WEBSTER PARK REHAB & HEALTHCARE CTR.	Rockland	100%	94%	Achieved for Residents and Staff	Yes
WEDGEMERE HEALTHCARE	Taunton	100%	98%	Achieved for Residents and Staff	Yes
WEST NEWTON HEALTHCARE	Newton	99%	91%	Achieved for Residents and Staff	Yes
WEST REVERE HEALTH CENTER	Revere	100%	100%	Achieved for Residents and Staff	Yes
WEST ROXBURY HEALTH & REHAB CTR	Milford	98%	100%	Achieved for Residents and Staff	Yes
WEST SIDE HOUSE LTCF	Worcester	100%	100%	Achieved for Residents and Staff	Yes
WESTBOROUGH HEALTHCARE	Westborough	100%	92%	Achieved for Residents and Staff	Yes
WESTFIELD CENTER	Westfield	98%	99%	Achieved for Residents and Staff	Yes
WESTFIELD GARDENS NURSING & REHAB	Westfield	100%	100%	Achieved for Residents and Staff	Yes
WESTFORD HOUSE	Westford	100%	96%	Achieved for Residents and Staff	Yes
WHITTIER BRADFORD TRANS. CARE UNIT	Bradford	100%	100%	Achieved for Residents and Staff	Yes
WHITTIER WESTBOROUGH TRANSITIONAL CARE UNIT	Westborough	92%	96%	Achieved for Residents and Staff	Yes
WILLIAMSTOWN COMMONS N&R CTR	Williamstown	97%	98%	Achieved for Residents and Staff	Yes
WILLIMANSETT CENTER EAST	Chicopee	100%	93%	Achieved for Residents and Staff	Yes
WILLIMANSETT CENTER WEST	Chicopee	91%	96%	Achieved for Residents and Staff	Yes
WILLOW MANOR	Lowell	100%	98%	Achieved for Residents and Staff	Yes
WILMINGTON REHAB CENTER LLC	Wilmington	100%	91%	Achieved for Residents and Staff	Yes
WINCHESTER NURSING CENTER	Winchester	100%	98%	Achieved for Residents and Staff	Yes
WINDEMERE NURSING & REHAB CENTER ON MARTHA'S VINEYARD	Oak Bluffs	93%	97%	Achieved for Residents and Staff	Yes
WINDSOR NSG & RET. HOME	South Yarmouth	100%	100%	Achieved for Residents and Staff	Yes
WINGATE AT CHESTNUT HILL	Chestnut Hill	100%	100%	Achieved for Residents and Staff	Yes
WINGATE AT HARWICH	Harwich	100%	94%	Achieved for Residents and Staff	Yes
WINGATE AT HAVERHILL	Haverhill	100%	98%	Achieved for Residents and Staff	Yes
WINGATE AT NEEDHAM	Needham Heights	100%	100%	Achieved for Residents and Staff	Yes
WINGATE AT NORTON	Norton	100%	96%	Achieved for Residents and Staff	Yes
WINGATE AT SHARON	Sharon	100%	98%	Achieved for Residents and Staff	Yes
WINGATE AT SILVER LAKE	Kingston	100%	100%	Achieved for Residents and Staff	Yes
WINGATE AT WESTON	Weston	100%	100%	Achieved for Residents and Staff	Yes
WOBBURN NURSING CENTER	Woburn	100%	98%	Achieved for Residents and Staff	Yes
WORCESTER HEALTH CENTER	Worcester	100%	95%	Achieved for Residents and Staff	Yes
WORCESTER REHAB & HLTH CARE CTR	Worcester	94%	92%	Achieved for Residents and Staff	Yes

Note: The figures presented in this publication were self-reported by nursing facilities. Facilities were also required to submit a signed attestation form certifying compliance with [MassHealth Nursing Facility Bulletin 146](#). See the bulletin for more information on the period over which testing occurred and how resident and staff counts were reported.



Nursing Facilities Clinical Audits

- On, April 27th the Commonwealth announced a COVID-19 Nursing Facility Accountability and Support Program. The program is predicated on clinical audits every two weeks **based on a [28-point Infection Control Checklist](#)**.
- The 28 point infection control checklist was developed in accordance federal and state guidelines. Audits are completed by licensed nurses and clinical staff trained in infection control.
- The bi-weekly report depicts how each facility has scored on their audits.**
- Based on a facility’s score on the 28-point checklist, each facility is rated:
 - Green “In Adherence”** and scored at least a 24 out of 28
 - Yellow “In Adherence but warrants reinspection”** and scored at least 20 out of 28
 - Red “Not in Adherence”** and scored under 20 and/or **missed at least one of six core competencies**
- At the end of Round 3 (ending 6/12), all **360 nursing facilities have been audited at least twice**
- Facilities are audited more frequently** if they (1) are found to be “Not in Adherence” or “In Adherence but Warrants Reinspection” in a given audit, (2) have **historic infection control or quality issues**, and/or (3) are **randomly** selected for an audit

		Round 1	Round 2	Round 3
Audit Results (through 6/12)	Total audits completed	360	230	243
	Total facilities in adherence	228	180	221
	Total facilities in adherence but warrant reinspection	0	1	1
	Total facilities not in adherence			
	- Facilities with score >20 but missed core competency	119	49	21
	- Facilities with score <20	13	0	0
	Percentage of facilities not in adherence	37%	14%	6%

** Round 3 audits were conducted at facilities that (1) are found to be “Not in Adherence” or “In Adherence but Warrants Reinspection” in Round 2 (2) were not audited during Round 2 (3) have **historic infection control or quality issues**, and/or (4) are randomly selected for an audit*

Nursing Facility Audit Survey Results
 Audit Periods 1, 2, & 3, Date of Audit through 6/12/2020

Facility Name	City/Town	Audit Period	Overall Audit Determination	Reason For Non Adherence	Score
ABERJONA NURSING CENTER, INC.	WINCHESTER	1	In adherence	NA	28
		3	In adherence	NA	28
ACADEMY MANOR	ANDOVER	1	Not in adherence	Core Competencies	26
		2	In adherence	NA	28
ADVINIA CARE AT PROVINCETOWN	PROVINCETOWN	1	Not in adherence	Core Competencies	26
		2	In adherence	NA	28
		3	In adherence	NA	28
ADVOCATE HEALTHCARE OF EAST BOSTON	BOSTON	1	In adherence	NA	26
		3	In adherence	NA	28
AGAWAM HEALTHCARE	AGAWAM	1	Not in adherence	Core Competencies	27
		2	In adherence	NA	28
		3	In adherence	NA	28
ALDEN COURT NURSING CARE &REHAB CTR	FAIRHAVEN	1	Not in adherence	Core Competencies	27
		2	In adherence	NA	28
ALLIANCE HEALTH AT ABBOTT	LYNN	1	In adherence	NA	26
		2	In adherence	NA	28
ALLIANCE HEALTH AT BALDWINVILLE	TEMPLETON	1	In adherence	NA	28
		2	In adherence	NA	28
ALLIANCE HEALTH AT BRAINTREE	BRAINTREE	1	In adherence	NA	28
		3	In adherence	NA	28
ALLIANCE HEALTH AT DEVEREUX	MARBLEHEAD	1	In adherence	NA	27
		3	In adherence	NA	28
ALLIANCE HEALTH AT MARIE ESTHER	MARLBOROUGH	1	In adherence	NA	28
		2	In adherence	NA	28
		3	In adherence	NA	28
ALLIANCE HEALTH AT MARINA BAY	QUINCY	1	Not in adherence	Core Competencies	27
		2	In adherence	NA	28
ALLIANCE HEALTH AT ROSEWOOD	PEABODY	1	In adherence	NA	28
		3	In adherence	NA	27
ALLIANCE HEALTH AT WEST ACRES	BROCKTON	1	In adherence	NA	28
		2	Not in adherence	Core Competencies	27
		3	In adherence	NA	28
APPLE VALLEY CENTER	AYER	1	Not in adherence	Core Competencies	27
		2	In adherence	NA	28
ARMENIAN NURSING &REHAB.CTR.	BOSTON	1	In adherence	NA	26
		3	In adherence	NA	28
ATTLEBORO HEALTHCARE	ATTLEBORO	1	Not in adherence	Core Competencies	26

Each facility is subject to at least two infection control audits over the months of May and June 2020; facilities are audited more frequently if they (1) are found to be "Not in Adherence" or "In Adherence but Warrants Reinspection" in a given audit, (2) have historic infection control or quality issues, and/or (3) are randomly selected for an audit

Nursing Facility Audit Survey Results
 Audit Periods 1, 2, & 3, Date of Audit through 6/12/2020

Facility Name	City/Town	Audit Period	Overall Audit Determination	Reason For Non Adherence	Score
ATTLEBORO HEALTHCARE	ATTLEBORO	2	In adherence	NA	26
BAKER KATZ SKILLED NURSING &REHAB CTR	HAVERHILL	1	In adherence	NA	25
		2	In adherence	NA	28
BAYPATH AT DUXBURY NURSING & REHAB	DUXBURY	1	In adherence	NA	27
		2	Not in adherence	Core Competencies	26
		3	In adherence	NA	28
BAYPOINTE REHAB CENTER	BROCKTON	1	Not in adherence	Core Competencies	23
		2	Not in adherence	Core Competencies	27
		3	In adherence	NA	28
BEAR HILL HEALTHCARE AND REHABILITATION CENTER	STONEHAM	1	Not in adherence	Core Competencies	21
		2	In adherence	NA	27
		3	In adherence	NA	28
BEAR MOUNTAIN AT ANDOVER	ANDOVER	1	In adherence	NA	27
		2	In adherence	NA	28
		3	In adherence	NA	28
BEAR MOUNTAIN AT READING	READING	1	In adherence	NA	28
		3	In adherence	NA	28
BEAR MOUNTAIN AT SUDBURY	SUDBURY	1	Not in adherence	Core Competencies and Total Score	13
		2	Not in adherence	Core Competencies	22
		3	In adherence	NA	28
BEAR MOUNTAIN AT WEST SPRINGFIELD	WEST SPRINGFIELD	1	In adherence	NA	26
		2	In adherence	NA	28
		3	In adherence	NA	27
BEAR MOUNTAIN AT WORCESTER	WORCESTER	1	Not in adherence	Core Competencies	23
		2	In adherence	NA	28
BEAUMONT REHAB &SKD NATICK	NATICK	1	In adherence	NA	28
		2	In adherence	NA	28
BEAUMONT REHAB &SKD NORTHBOROUGH	NORTHBOROUGH	1	Not in adherence	Core Competencies	22
		2	In adherence	NA	28
BEAUMONT REHAB &SKD NORTHBRIDGE	NORTHBRIDGE	1	Not in adherence	Core Competencies	25
		2	In adherence	NA	28
BEAUMONT REHAB &SKD WESTBOROUGH	WESTBOROUGH	1	In adherence	NA	28
		3	In adherence	NA	28
BELMONT MANOR NURSING HOME	BELMONT	1	Not in adherence	Core Competencies	26
		2	In adherence	NA	28
BELVIDERE HEALTHCARE CENTER	LOWELL	1	Not in adherence	Core Competencies	24
		2	In adherence	NA	28

Each facility is subject to at least two infection control audits over the months of May and June 2020; facilities are audited more frequently if they (1) are found to be "Not in Adherence" or "In Adherence but Warrants Reinspection" in a given audit, (2) have historic infection control or quality issues, and/or (3) are randomly selected for an audit

Nursing Facility Audit Survey Results
 Audit Periods 1, 2, & 3, Date of Audit through 6/12/2020

Facility Name	City/Town	Audit Period	Overall Audit Determination	Reason For Non Adherence	Score
BENJAMIN HEALTHCARE CENTER	BOSTON	1	In adherence	NA	24
		3	In adherence	NA	28
BERKELEY RETIREMENT HOME	LAWRENCE	1	In adherence	NA	27
		2	In adherence	NA	27
BERKSHIRE REHABILITATION & SKILLED CARE CENTER	SANDISFIELD	1	Not in adherence	Core Competencies	27
		2	In adherence	NA	28
BETHANY SKILLED NURSING FACILITY	FRAMINGHAM	1	In adherence	NA	26
		3	In adherence	NA	28
BLAIRE HOUSE LTCF MILFORD	MILFORD	1	In adherence	NA	27
		3	In adherence	NA	28
BLAIRE HOUSE LTCF TEWKSBURY	TEWKSBURY	1	Not in adherence	Core Competencies and Total Score	19
		2	Not in adherence	Core Competencies	26
		3	In adherence	NA	28
BLAIRE HOUSE LTCF WORCESTER	WORCESTER	1	Not in adherence	Core Competencies	24
		2	In adherence	NA	28
BLUE HILLS HEALTH & REHAB	STOUGHTON	1	Not in adherence	Core Competencies	22
		2	Not in adherence	Core Competencies	27
		3	In adherence	NA	28
BLUEBERRY HILL REHAB & HEALTHCARE CTR	BEVERLY	1	In adherence	NA	27
		2	In adherence	NA	28
		3	In adherence	NA	28
BOSTON HOME	BOSTON	1	In adherence	NA	28
		3	In adherence	NA	28
BOSTONIAN NURSING CARE & REHABILITATION CTR, THE	BOSTON	1	Not in adherence	Core Competencies	27
		2	In adherence	NA	28
BOURNE MANOR EXT CARE FACILITY	BOURNE	1	In adherence	NA	24
		3	In adherence	NA	28
BRAINTREE MANOR HEALTHCARE	BRAINTREE	1	In adherence	NA	25
		3	In adherence	NA	28
BRANDON WOODS OF DARTMOUTH	DARTMOUTH	1	Not in adherence	Core Competencies	27
		2	Not in adherence	Core Competencies	26
		3	In adherence	NA	28
BRANDON WOODS OF NEW BEDFORD	NEW BEDFORD	1	In adherence	NA	25
		2	Not in adherence	Core Competencies	22
		3	In adherence	NA	28
BRENTWOOD REHAB & HEALTHCARE CTR	DANVERS	1	Not in adherence	Core Competencies	22
		2	In adherence	NA	28

Each facility is subject to at least two infection control audits over the months of May and June 2020; facilities are audited more frequently if they (1) are found to be "Not in Adherence" or "In Adherence but Warrants Reinspection" in a given audit, (2) have historic infection control or quality issues, and/or (3) are randomly selected for an audit

Nursing Facility Audit Survey Results
 Audit Periods 1, 2, & 3, Date of Audit through 6/12/2020

Facility Name	City/Town	Audit Period	Overall Audit Determination	Reason For Non Adherence	Score
BRENTWOOD REHAB &HEALTHCARECTR	DANVERS	3	In adherence	NA	28
BRIARWOOD REHAB &HEALTHCARECTR	NEEDHAM	1	In adherence	NA	28
		2	In adherence	NA	27
		3	In adherence	NA	28
		3	In adherence	NA	28
BRIDGEWATER NURSING HOME	BRIDGEWATER	1	Not in adherence	Core Competencies	21
		2	In adherence	NA	27
BRIGHAM HEALTH &REHAB CENTER LLC	Null	1	In adherence	NA	28
		3	In adherence	NA	28
BRIGHTON HOUSE REHAB &NURSING CTR	BOSTON	1	In adherence	NA	28
		3	In adherence	NA	28
BROCKTON HEALTH CENTER	BROCKTON	1	Not in adherence	Core Competencies	25
		2	Not in adherence	Core Competencies	26
		3	Not in adherence	Core Competencies	26
BROOKSIDE REHAB &HEALTHCARE CENTER	WEBSTER	1	In adherence	NA	27
		2	In adherence	NA	27
		3	In adherence	NA	27
BRUSH HILL CARE CENTER	MILTON	1	Not in adherence	Core Competencies	26
		2	Not in adherence	Core Competencies	23
		3	In adherence	NA	28
BUCKLEY-GREENFIELD HEALTHCARE CTR	GREENFIELD	1	In adherence	NA	28
		2	In adherence	NA	27
CAMBRIDGE REHAB &NURSING CTR	CAMBRIDGE	1	Not in adherence	Core Competencies	27
		2	In adherence	NA	28
CAMPION HEALTH &WELLNESS, INC	WESTON	1	In adherence	NA	26
		3	In adherence	NA	28
CAPE HERITAGE REHAB &HLTH CARE CTR	SANDWICH	1	In adherence	NA	27
		3	In adherence	NA	28
CAPE REGENCY REHAB &HLTH CARE CTR	BARNSTABLE	1	In adherence	NA	27
		3	In adherence	NA	26
CARDIGAN NURSING &REHABILITATION CTR	SCITUATE	1	In adherence	NA	27
		2	Not in adherence	Core Competencies	27
		3	In adherence	NA	28
CARE ONE AT BROOKLINE	BROOKLINE	1	In adherence	NA	28
		3	In adherence	NA	28
CARE ONE AT CONCORD	CONCORD	1	Not in adherence	Core Competencies	26
		2	In adherence	NA	28
CARE ONE AT ESSEX PARK	BEVERLY	1	In adherence	NA	26

Each facility is subject to at least two infection control audits over the months of May and June 2020; facilities are audited more frequently if they (1) are found to be "Not in Adherence" or "In Adherence but Warrants Reinspection" in a given audit, (2) have historic infection control or quality issues, and/or (3) are randomly selected for an audit

Nursing Facility Audit Survey Results
 Audit Periods 1, 2, & 3, Date of Audit through 6/12/2020

Facility Name	City/Town	Audit Period	Overall Audit Determination	Reason For Non Adherence	Score
CARE ONE AT ESSEX PARK	BEVERLY	3	In adherence	NA	28
CARE ONE AT HOLYOKE	HOLYOKE	1	Not in adherence	Core Competencies	26
		2	In adherence	NA	28
CARE ONE AT LEXINGTON	LEXINGTON	1	In adherence	NA	27
		3	In adherence	NA	28
CARE ONE AT LOWELL	LOWELL	1	Not in adherence	Core Competencies and Total Score	18
		2	In adherence	NA	28
CARE ONE AT MILLBURY	MILLBURY	1	In adherence	NA	28
		3	In adherence	NA	28
CARE ONE AT NEW BEDFORD	NEW BEDFORD	1	In adherence	NA	25
		2	Not in adherence	Core Competencies	22
		3	Not in adherence	Core Competencies	24
CARE ONE AT NEWTON	NEWTON	1	In adherence	NA	27
		3	In adherence	NA	28
CARE ONE AT NORTHAMPTON	NORTHAMPTON	1	In adherence	NA	27
		3	In adherence	NA	28
CARE ONE AT PEABODY	PEABODY	1	Not in adherence	Core Competencies	25
		2	In adherence	NA	28
CARE ONE AT RANDOLPH	RANDOLPH	1	Not in adherence	Core Competencies	21
		2	In adherence	NA	28
CARE ONE AT REDSTONE	EAST LONGMEADOW	1	In adherence	NA	27
		2	In adherence	NA	28
CARE ONE AT WEYMOUTH	WEYMOUTH	1	In adherence	NA	28
		3	In adherence	NA	28
CARE ONE AT WILMINGTON	WILMINGTON	1	In adherence	NA	27
		3	In adherence	NA	28
CARLETON-WILLARD VILLAGE RETIREMENT &NURSING CTR	BEDFORD	1	In adherence	NA	24
		3	In adherence	NA	28
CARLYLE HOUSE	FRAMINGHAM	1	In adherence	NA	28
		3	In adherence	NA	28
CARVALHO GROVE HEALTH AND REHABILITATION CENTER	FALL RIVER	1	In adherence	NA	28
		3	In adherence	NA	28
CASA DE RAMANA REHABILITATION CENTER	FRAMINGHAM	1	In adherence	NA	28
		2	In adherence	NA	28
		3	Not in adherence	Core Competencies	27
CATHOLIC MEMORIAL HOME	FALL RIVER	1	In adherence	NA	28
		3	In adherence	NA	28

Each facility is subject to at least two infection control audits over the months of May and June 2020; facilities are audited more frequently if they (1) are found to be "Not in Adherence" or "In Adherence but Warrants Reinspection" in a given audit, (2) have historic infection control or quality issues, and/or (3) are randomly selected for an audit

Nursing Facility Audit Survey Results
 Audit Periods 1, 2, & 3, Date of Audit through 6/12/2020

Facility Name	City/Town	Audit Period	Overall Audit Determination	Reason For Non Adherence	Score
CEDAR VIEW REHAB &HEALTHCARECTR	METHUEN	1	In adherence	NA	25
		3	In adherence	NA	28
CEDARWOOD GARDENS	FRANKLIN	1	In adherence	NA	28
		2	In adherence	NA	28
		3	In adherence	NA	28
CENTER FOR EXTENDED CARE AT AMHERST	AMHERST	1	In adherence	NA	28
		2	In adherence	NA	28
		3	In adherence	NA	28
CHAPIN CENTER	SPRINGFIELD	1	In adherence	NA	28
		2	In adherence	NA	28
		3	In adherence	NA	28
CHARLENE MANOR EXT. CAREFAC.	GREENFIELD	1	In adherence	NA	28
		2	In adherence	NA	28
CHESTNUT HILL OF EAST LONGMEADOW	EAST LONGMEADOW	1	In adherence	NA	28
		3	In adherence	NA	28
CHESTNUT WOODS REHAB &HEALTHCARECTR	SAUGUS	1	Not in adherence	Core Competencies	23
		2	In adherence	NA	27
CHETWYNDE HEALTHCARE	NEWTON	1	In adherence	NA	25
		3	In adherence	NA	28
CHICOPEE REHABILITATION AND NURSING CENTER	CHICOPEE	1	In adherence	NA	27
		2	In adherence	NA	28
CHRISTOPHER HOUSE OF WORCESTER	WORCESTER	1	In adherence	NA	28
		3	In adherence	NA	27
CLIFTON REHABILITATIVE NURG. CTR	SOMERSET	1	In adherence	NA	26
		2	In adherence	NA	28
COLEMAN HOUSE	NORTHBOROUGH	1	In adherence	NA	27
		2	In adherence	NA	27
COLONY CENTER HEALTH & REHAB	ABINGTON	1	In adherence	NA	27
		2	In adherence	NA	28
		3	In adherence	NA	28
CONTINUING CARE II AT BROOKSBY VILLAGE	PEABODY	1	In adherence	NA	26
		3	In adherence	NA	28
COPLEY AT STOUGHTON NURG.CARE CTR	STOUGHTON	1	Not in adherence	Core Competencies	22
		2	In adherence	NA	27
COUNTRY CENTER FOR HEALTH & REHAB	NEWBURYPORT	1	In adherence	NA	28
		2	In adherence	NA	28
		3	In adherence	NA	28

Each facility is subject to at least two infection control audits over the months of May and June 2020; facilities are audited more frequently if they (1) are found to be "Not in Adherence" or "In Adherence but Warrants Reinspection" in a given audit, (2) have historic infection control or quality issues, and/or (3) are randomly selected for an audit

Nursing Facility Audit Survey Results
 Audit Periods 1, 2, & 3, Date of Audit through 6/12/2020

Facility Name	City/Town	Audit Period	Overall Audit Determination	Reason For Non Adherence	Score
COUNTRY GARDENS HEALTH & REHAB CENTER	SWANSEA	1	Not in adherence	Core Competencies	25
		2	In adherence	NA	28
COUNTRYSIDE HEALTH CARE OF MILFORD	MILFORD	1	In adherence	NA	28
		3	In adherence	NA	28
COURTYARD NURSING CARE CENTER	MEDFORD	1	Not in adherence	Core Competencies	27
		2	In adherence	NA	28
CRANEVILLE PLACE AT DALTON	DALTON	1	In adherence	NA	27
		3	In adherence	NA	28
D'YOUVILLE SENIOR CARE	LOWELL	1	Not in adherence	Core Competencies	24
		2	In adherence	NA	27
DAY BROOK VILLAGE SENIOR LIVING	HOLYOKE	1	In adherence	NA	28
		3	In adherence	NA	28
DEDHAM HEALTHCARE	DEDHAM	1	Not in adherence	Core Competencies	25
		2	Not in adherence	Core Competencies	24
		3	In adherence	NA	28
DEN-MAR HEALTH AND REHABILITATION CENTER	ROCKPORT	1	Not in adherence	Core Competencies	26
		2	Not in adherence	Core Competencies	23
		3	In adherence	NA	28
DEXTER HOUSE HEALTHCARE	MALDEN	1	In adherence	NA	28
		2	In adherence	NA	28
		3	In adherence	NA	28
DWYER HOME	WEYMOUTH	1	In adherence	NA	28
		2	In adherence	NA	25
EAST LONGMEADOW SKILLED NURSING CENTER	EAST LONGMEADOW	1	In adherence	NA	26
		2	In adherence	NA	28
EASTPOINTE REHAB CENTER	CHELSEA	1	Not in adherence	Core Competencies	25
		2	In adherence	NA	28
ELAINE CENTER AT HADLEY	HADLEY	1	In adherence	NA	27
		3	In adherence	NA	28
ELIOT CENTER FOR HEALTH & REHABILITATION	NATICK	1	In adherence	NA	28
		2	In adherence	NA	27
		3	In adherence	NA	28
ELIZABETH SETON	WELLESLEY	1	In adherence	NA	28
		3	In adherence	NA	27
ELLIS NURSING HOME (THE)	NORWOOD	1	Not in adherence	Core Competencies	23
		2	In adherence	NA	28
FAIRHAVEN HEALTHCARE CENTER	LOWELL	1	Not in adherence	Core Competencies	26

Each facility is subject to at least two infection control audits over the months of May and June 2020; facilities are audited more frequently if they (1) are found to be "Not in Adherence" or "In Adherence but Warrants Reinspection" in a given audit, (2) have historic infection control or quality issues, and/or (3) are randomly selected for an audit

Nursing Facility Audit Survey Results
 Audit Periods 1, 2, & 3, Date of Audit through 6/12/2020

Facility Name	City/Town	Audit Period	Overall Audit Determination	Reason For Non Adherence	Score
FAIRHAVEN HEALTHCARE CENTER	LOWELL	2	Not in adherence	Core Competencies	26
		3	In adherence	NA	28
FAIRVIEW COMMONS NURSING & REHABILITATION CENTER	GREAT BARRINGTON	1	In adherence	NA	28
		2	In adherence	NA	28
		3	In adherence	NA	26
FALL RIVER HEALTHCARE	FALL RIVER	1	Not in adherence	Core Competencies	27
		2	Not in adherence	Core Competencies	26
		3	In adherence	NA	28
FALL RIVER JEWISH HOME, INC	FALL RIVER	1	In adherence	NA	26
		3	Not in adherence	Core Competencies	25
FARREN CARE CENTER	MONTAGUE	1	In adherence	NA	28
		3	In adherence	NA	28
FITCHBURG HEALTHCARE	FITCHBURG	1	In adherence	NA	28
		3	In adherence	NA	28
FITCHBURG REHABILITATION AND NURSING CENTER	FITCHBURG	1	In adherence	NA	28
		2	In adherence	NA	28
		3	In adherence	NA	28
GARDEN PLACE HEALTHCARE	ATTLEBORO	1	In adherence	NA	28
		2	In adherence	NA	28
		3	In adherence	NA	28
GARDNER REHABILITATION AND NURSING CENTER	GARDNER	1	Not in adherence	Core Competencies	21
		2	In adherence	NA	28
GERMAN CENTER FOR EXTENDED CARE	BOSTON	1	Not in adherence	Core Competencies	27
		2	In adherence	NA	28
GLEN RIDGE NURSING CARE CENTER	MEDFORD	1	Not in adherence	Core Competencies	26
		2	In adherence	NA	28
GLOUCESTER HEALTHCARE	GLOUCESTER	1	Not in adherence	Core Competencies	25
		2	In adherence	NA	28
GOVERNORS CENTER	WESTFIELD	1	Not in adherence	Core Competencies	27
		2	In adherence	NA	28
		3	In adherence	NA	28
GREENWOOD NURSING & REHABILITATION CENTER	WAKEFIELD	1	In adherence	NA	27
		3	In adherence	NA	28
GUARDIAN CENTER (THE)	BROCKTON	1	Not in adherence	Core Competencies	20
		2	Not in adherence	Core Competencies	25
		3	In adherence	NA	28
HANCOCK PARK REHABILITATION AND NURSING CENTER	QUINCY	1	In adherence	NA	28

Each facility is subject to at least two infection control audits over the months of May and June 2020; facilities are audited more frequently if they (1) are found to be "Not in Adherence" or "In Adherence but Warrants Reinspection" in a given audit, (2) have historic infection control or quality issues, and/or (3) are randomly selected for an audit

Nursing Facility Audit Survey Results
 Audit Periods 1, 2, & 3, Date of Audit through 6/12/2020

Facility Name	City/Town	Audit Period	Overall Audit Determination	Reason For Non Adherence	Score
HANCOCK PARK REHABILITATION AND NURSING CENTER	QUINCY	3	In adherence	NA	28
HANNAH B G SHAW HOME FORTHE AGED	MIDDLEBOROUGH	1	In adherence	NA	27
		3	Not in adherence	Core Competencies	25
HANNAH DUSTON HEALTHCARE CENTER	HAVERHILL	1	In adherence	NA	27
		3	Not in adherence	Core Competencies	25
HARBOR HOUSE NURSING & REHABILITATION CENTER	HINGHAM	1	In adherence	NA	28
		3	In adherence	NA	28
HATHAWAY MANOR EXTENDED CARE	NEW BEDFORD	1	In adherence	NA	28
		3	Not in adherence	Core Competencies	26
HATHORNE HILL	DANVERS	1	Not in adherence	Core Competencies	23
		2	In adherence	NA	27
HEATHWOOD HEALTHCARE	NEWTON	1	In adherence	NA	28
		2	Not in adherence	Core Competencies	26
		3	In adherence	NA	28
HELLENIC NURSING & REHABILITATION CENTER	CANTON	1	Not in adherence	Core Competencies	26
		2	Not in adherence	Core Competencies	26
		3	In adherence	NA	28
HERITAGE HALL EAST	AGAWAM	1	Not in adherence	Core Competencies	26
		2	In adherence	NA	26
		3	In adherence	NA	28
HERITAGE HALL NORTH	AGAWAM	1	In adherence	NA	28
		2	In adherence	NA	28
		3	In adherence	NA	28
HERITAGE HALL SOUTH	AGAWAM	1	Not in adherence	Core Competencies	26
		2	In adherence	NA	28
		3	In adherence	NA	28
HERITAGE HALL WEST	AGAWAM	1	Not in adherence	Core Competencies	24
		2	In adherence	NA	28
HERMITAGE HEALTHCARE (THE)	WORCESTER	1	In adherence	NA	28
		2	Not in adherence	Core Competencies	24
		3	In adherence	NA	28
HIGHLANDS, THE	FITCHBURG	1	Not in adherence	Core Competencies	26
		2	In adherence	NA	26
HIGHVIEW OF NORTHAMPTON	NORTHAMPTON	1	In adherence	NA	27
		2	In adherence	NA	28
		3	Not in adherence	Core Competencies	27
HILLCREST COMMONS NURSING & REHABILITATION CENTER	PITTSFIELD	1	In adherence	NA	28

Each facility is subject to at least two infection control audits over the months of May and June 2020; facilities are audited more frequently if they (1) are found to be "Not in Adherence" or "In Adherence but Warrants Reinspection" in a given audit, (2) have historic infection control or quality issues, and/or (3) are randomly selected for an audit

Nursing Facility Audit Survey Results
 Audit Periods 1, 2, & 3, Date of Audit through 6/12/2020

Facility Name	City/Town	Audit Period	Overall Audit Determination	Reason For Non Adherence	Score
HILLCREST COMMONS NURSING &REHABILITATION CENTER	PITTSFIELD	2	In adherence	NA	27
		3	In adherence	NA	28
HOLDEN REHABILITATION &NURSING CENTER	HOLDEN	1	In adherence	NA	28
		2	In adherence	NA	28
		3	In adherence	NA	27
HOLY TRINITY EASTERN ORTHODOX N &RCENTER	WORCESTER	1	In adherence	NA	28
		3	In adherence	NA	27
HOLYOKE HEALTHCARE CENTER	HOLYOKE	1	In adherence	NA	28
		2	In adherence	NA	28
HUNT NURSING &REHAB CENTER	DANVERS	1	Not in adherence	Core Competencies	24
		2	In adherence	NA	28
JEANNE JUGAN RESIDENCE	SOMERVILLE	1	In adherence	NA	25
		3	In adherence but warrants reinspe..	NA	23
JEFFREY &SUSAN BRUDNICK CENTER FOR LIVING	PEABODY	1	In adherence	NA	28
		2	In adherence	NA	26
JESMOND NURSING HOME	NAHANT	1	Not in adherence	Core Competencies and Total Score	15
		2	In adherence	NA	28
JEWISH HEALTHCARE CENTER	WORCESTER	1	In adherence	NA	28
		3	In adherence	NA	27
JML CARE CENTER INC	FALMOUTH	1	In adherence	NA	28
		2	Not in adherence	Core Competencies	27
		3	In adherence	NA	27
JOHN ADAMS HEALTHCARE CENTER	QUINCY	1	In adherence	NA	27
		3	In adherence	NA	28
JOHN SCOTT HOUSE NURSING &REHABILITATION CENTER	BRAINTREE	1	In adherence	NA	28
		3	In adherence	NA	28
JULIAN JLEVITT FAMILY NURSING HOME	LONGMEADOW	1	In adherence	NA	28
		2	In adherence	NA	28
		3	In adherence	NA	28
KATZMAN FAMILY CENTER FOR LIVING	CHELSEA	1	In adherence	NA	28
		2	In adherence	NA	26
KEYSTONE CENTER	LEOMINSTER	1	In adherence	NA	28
		3	In adherence	NA	28
KIMBALL FARMS NURSING CARE CENTER	LENOX	1	Not in adherence	Core Competencies	24
		2	In adherence	NA	28
KNOLLWOOD NURSING CENTER	WORCESTER	1	Not in adherence	Core Competencies	24
		2	In adherence	NA	28

Each facility is subject to at least two infection control audits over the months of May and June 2020; facilities are audited more frequently if they (1) are found to be "Not in Adherence" or "In Adherence but Warrants Reinspection" in a given audit, (2) have historic infection control or quality issues, and/or (3) are randomly selected for an audit

Nursing Facility Audit Survey Results
 Audit Periods 1, 2, & 3, Date of Audit through 6/12/2020

Facility Name	City/Town	Audit Period	Overall Audit Determination	Reason For Non Adherence	Score
LAFAYETTE REHABILITATION &SKILLED NURSING FACILITY	MARBLEHEAD	1	Not in adherence	Core Competencies	25
		2	In adherence	NA	28
LAKEVIEW HOUSE SKLD NRSG AND RESIDENTIAL CAREFAC	HAVERHILL	1	In adherence	NA	28
		3	In adherence	NA	28
LANESSA EXTENDED CARE	WEBSTER	1	In adherence	NA	28
		3	In adherence	NA	28
LAUREL RIDGE REHAB AND SKILLED CARE CENTER	BOSTON	1	In adherence	NA	26
		3	In adherence	NA	27
LEDGEWOOD REHABILITATION &SKILLED NURSING CENTER	BEVERLY	1	In adherence	NA	28
		3	In adherence	NA	28
LEE HEALTHCARE	LEE	1	Not in adherence	Core Competencies	26
		2	In adherence	NA	28
		3	In adherence	NA	28
LEONARD FLORENCE CENTER FOR LIVING	CHELSEA	1	In adherence	NA	28
		2	In adherence	NA	28
LIBERTY COMMONS	CHATHAM	1	In adherence	NA	27
		3	In adherence	NA	28
LIFE CARE CENTER OF ACTON	ACTON	1	Not in adherence	Core Competencies	22
		2	In adherence	NA	27
LIFE CARE CENTER OF ATTLEBORO	ATTLEBORO	1	Not in adherence	Core Competencies	27
		2	In adherence	NA	28
LIFE CARE CENTER OF AUBURN	AUBURN	1	In adherence	NA	27
		2	In adherence	NA	28
LIFE CARE CENTER OF LEOMINSTER	LEOMINSTER	1	Not in adherence	Core Competencies	26
		2	In adherence	NA	27
LIFE CARE CENTER OF MERRIMACK VALLEY	BILLERICA	1	Not in adherence	Core Competencies	21
		2	In adherence	NA	28
		3	In adherence	NA	28
LIFE CARE CENTER OF NASHOBA VALLEY	LITTLETON	1	In adherence	NA	26
		3	In adherence	NA	28
LIFE CARE CENTER OF PLYMOUTH	PLYMOUTH	1	In adherence	NA	28
		3	In adherence	NA	28
LIFE CARE CENTER OF RAYNHAM	RAYNHAM	1	In adherence	NA	26
		3	In adherence	NA	28
LIFE CARE CENTER OF STONEHAM	STONEHAM	1	Not in adherence	Core Competencies	26
		2	In adherence	NA	28
LIFE CARE CENTER OF THE NORTH SHORE	LYNN	1	In adherence	NA	27

Each facility is subject to at least two infection control audits over the months of May and June 2020; facilities are audited more frequently if they (1) are found to be "Not in Adherence" or "In Adherence but Warrants Reinspection" in a given audit, (2) have historic infection control or quality issues, and/or (3) are randomly selected for an audit

Nursing Facility Audit Survey Results
 Audit Periods 1, 2, & 3, Date of Audit through 6/12/2020

Facility Name	City/Town	Audit Period	Overall Audit Determination	Reason For Non Adherence	Score
LIFE CARE CENTER OF THE NORTH SHORE	LYNN	3	In adherence	NA	28
LIFE CARE CENTER OF THE SOUTH SHORE	SCITUATE	1	In adherence	NA	28
		3	In adherence	NA	28
LIFE CARE CENTER OF WEST BRIDGEWATER	WEST BRIDGEWATER	1	Not in adherence	Core Competencies	26
		2	Not in adherence	Core Competencies	25
		3	In adherence	NA	28
LIFE CARE CENTER OF WILBRAHAM	WILBRAHAM	1	Not in adherence	Core Competencies	26
		2	In adherence	NA	27
LIGHTHOUSE NURSING CARE CENTER	REVERE	1	In adherence	NA	27
		2	In adherence	NA	27
LINDA MANOR EXTENDED CARE FACILITY	LEEDS	1	In adherence	NA	28
		3	In adherence	NA	28
LINDEN PONDS	HINGHAM	1	In adherence	NA	26
		3	In adherence	NA	28
LONGMEADOW OF TAUNTON	TAUNTON	1	In adherence	NA	28
		3	In adherence	NA	28
LOOMIS LAKESIDE AT REEDS LANDING	SPRINGFIELD	1	Not in adherence	Core Competencies	24
		2	In adherence	NA	26
LUTHERAN REHABILITATION & SKILLED CARE CENTER	WORCESTER	1	Not in adherence	Core Competencies	27
		2	In adherence	NA	28
LYDIA TAFT HOUSE	UXBRIDGE	1	Not in adherence	Core Competencies	26
		2	In adherence	NA	27
		3	In adherence	NA	28
M I NURSING & RESTORATIVE CENTER	LAWRENCE	1	Not in adherence	Core Competencies and Total Score	18
		2	In adherence	NA	28
		3	In adherence	NA	28
MADONNA MANOR NURSING HOME	NORTH ATTLEBORO	1	In adherence	NA	27
		2	In adherence	NA	28
MAPLES REHABILITATION & NURSING CENTER	WRENTHAM	1	In adherence	NA	26
		2	Not in adherence	Core Competencies	27
		3	Not in adherence	Core Competencies	23
MAPLEWOOD REHAB AND NURSING	AMESBURY	1	In adherence	NA	28
		2	Not in adherence	Core Competencies	27
		3	In adherence	NA	28
MARIAN MANOR	BOSTON	1	Not in adherence	Core Competencies	27
		2	Not in adherence	Core Competencies	27
		3	In adherence	NA	27

Each facility is subject to at least two infection control audits over the months of May and June 2020; facilities are audited more frequently if they (1) are found to be "Not in Adherence" or "In Adherence but Warrants Reinspection" in a given audit, (2) have historic infection control or quality issues, and/or (3) are randomly selected for an audit

Nursing Facility Audit Survey Results
 Audit Periods 1, 2, & 3, Date of Audit through 6/12/2020

Facility Name	City/Town	Audit Period	Overall Audit Determination	Reason For Non Adherence	Score
MARIAN MANOR OF TAUNTON	TAUNTON	1	In adherence	NA	27
		3	In adherence	NA	28
MARISTHILL NURSING & REHABILITATION CENTER	WALTHAM	1	Not in adherence	Core Competencies	22
		2	Not in adherence	Core Competencies	22
		3	In adherence	NA	28
MARLBOROUGH HILLS REHABILITATION & HLTH CARE CTR	MARLBOROUGH	1	Not in adherence	Core Competencies	26
		2	In adherence	NA	28
		3	In adherence	NA	27
MARY ANN MORSE NURSING & REHABILITATION	NATICK	1	In adherence	NA	28
		2	Not in adherence	Core Competencies	23
		3	In adherence	NA	28
MARY'S MEADOW AT PROVIDENCE PLACE	HOLYOKE	1	In adherence	NA	28
		2	In adherence	NA	28
MASCONOMET HEALTHCARE CENTER	TOPSFIELD	1	Not in adherence	Core Competencies	24
		2	In adherence	NA	28
		3	In adherence	NA	28
MATTAPAN HEALTH & REHABILITATION CENTER	BOSTON	1	Not in adherence	Core Competencies	26
		2	Not in adherence	Core Competencies	26
		3	In adherence	NA	27
MAYFLOWER PLACE NURSING & REHABILITATION CENTER	YARMOUTH	1	In adherence	NA	28
		3	In adherence	NA	28
MEADOW GREEN NURSING AND REHABILITATION CENTER	WALTHAM	1	In adherence	NA	28
		3	Not in adherence	Core Competencies	26
MEADOWS OF CENTRAL MASSACHUSETTS (THE)	LEICESTER	1	Not in adherence	Core Competencies	22
		2	Not in adherence	Core Competencies	26
		3	In adherence	NA	28
MEDFORD REHABILITATION AND NURSING CENTER	MEDFORD	1	Not in adherence	Core Competencies	26
		2	In adherence	NA	26
		3	Not in adherence	Core Competencies	24
MEDWAY COUNTRY MANOR SKILLED NURSING & REHABILITATION	MEDWAY	1	In adherence	NA	27
		3	In adherence	NA	27
MELROSE HEALTHCARE	MELROSE	1	Not in adherence	Core Competencies	23
		2	In adherence	NA	28
MERRIMACK VALLEY HEALTH CENTER	AMESBURY	1	Not in adherence	Core Competencies	21
		2	Not in adherence	Core Competencies	26
		3	In adherence	NA	28
MILFORD CENTER	MILFORD	1	In adherence	NA	28

Each facility is subject to at least two infection control audits over the months of May and June 2020; facilities are audited more frequently if they (1) are found to be "Not in Adherence" or "In Adherence but Warrants Reinspection" in a given audit, (2) have historic infection control or quality issues, and/or (3) are randomly selected for an audit

Nursing Facility Audit Survey Results
 Audit Periods 1, 2, & 3, Date of Audit through 6/12/2020

Facility Name	City/Town	Audit Period	Overall Audit Determination	Reason For Non Adherence	Score
MILFORD CENTER	MILFORD	3	In adherence	NA	28
MONT MARIE REHABILITATION &HEALTHCARECENTER	HOLYOKE	1	Not in adherence	Core Competencies	25
		2	In adherence	NA	28
MOUNT CARMEL CARE CENTER	LENOX	1	In adherence	NA	28
		3	Not in adherence	Core Competencies	26
MOUNT SAINT VINCENT CARE CENTER	HOLYOKE	1	In adherence	NA	26
		3	In adherence	NA	27
MT GREYLOCK EXTENDED CARE FACILITY	PITTSFIELD	1	In adherence	NA	28
		2	In adherence	NA	28
NEMASKET HEALTHCARE CENTER	MIDDLEBOROUGH	1	In adherence	NA	25
		3	In adherence	NA	28
NEVILLE CENTER AT FRESH POND FOR NURSING & REHAB	CAMBRIDGE	1	In adherence	NA	28
		3	In adherence	NA	28
NEVINS NURSING & REHABILITATION CENTER	METHUEN	1	Not in adherence	Core Competencies	27
		2	Not in adherence	Core Competencies	27
		3	In adherence	NA	28
NEW BEDFORD JEWISH CONVALESCENT HOME, INC	NEW BEDFORD	1	In adherence	NA	26
		2	Not in adherence	Core Competencies	25
		3	In adherence	NA	28
NEW ENGLAND HOMES FOR THE DEAF, INC	DANVERS	1	In adherence	NA	25
		2	In adherence	NA	28
NEW ENGLAND PEDIATRIC CARE	BILLERICA	1	In adherence	NA	25
		2	In adherence	NA	28
		3	In adherence	NA	28
NEWTON WELLESLEY CENTER FOR ALZHEIMER'S CARE	WELLESLEY	1	In adherence	NA	27
		3	In adherence	NA	28
NORTH ADAMS COMMONS NURSING & REHABILITATION CENTER	NORTH ADAMS	1	In adherence	NA	28
		3	In adherence	NA	28
NORTH END REHABILITATION AND HEALTHCARE CENTER	BOSTON	1	In adherence	NA	28
		3	In adherence	NA	27
NORTHWOOD REHABILITATION & HEALTHCARE CENTER	LOWELL	1	Not in adherence	Core Competencies and Total Score	16
		2	Not in adherence	Core Competencies	26
		3	In adherence	NA	28
NORWOOD HEALTHCARE	NORWOOD	1	In adherence	NA	25
		2	In adherence	NA	27
		3	In adherence	NA	28
NOTRE DAME LONG TERM CARE CENTER	WORCESTER	1	Not in adherence	Core Competencies	20

Each facility is subject to at least two infection control audits over the months of May and June 2020; facilities are audited more frequently if they (1) are found to be "Not in Adherence" or "In Adherence but Warrants Reinspection" in a given audit, (2) have historic infection control or quality issues, and/or (3) are randomly selected for an audit

Nursing Facility Audit Survey Results
 Audit Periods 1, 2, & 3, Date of Audit through 6/12/2020

Facility Name	City/Town	Audit Period	Overall Audit Determination	Reason For Non Adherence	Score
NOTRE DAME LONG TERM CARECENTER	WORCESTER	2	In adherence	NA	28
		3	In adherence	NA	28
OAK KNOLL HEALTHCARE CENTER	FRAMINGHAM	1	Not in adherence	Core Competencies	26
		2	In adherence	NA	28
OAKDALE REHABILITATION & SKILLED NURSING CENTER	WEST BOYLSTON	1	In adherence	NA	27
		2	In adherence	NA	28
OAKHILL HEALTHCARE	MIDDLEBOROUGH	1	In adherence	NA	28
		3	In adherence	NA	28
OAKS, THE	NEW BEDFORD	1	In adherence	NA	27
		2	In adherence	NA	28
ODD FELLOWS HOME OF MASSACHUSETTS	WORCESTER	1	Not in adherence	Core Competencies	26
		2	Not in adherence	Core Competencies	27
		3	In adherence	NA	28
OUR ISLAND HOME	NANTUCKET	1	In adherence	NA	27
		3	In adherence	NA	28
OUR LADYS HAVEN OF FAIRHAVEN INC	FAIRHAVEN	1	Not in adherence	Core Competencies	25
		2	In adherence	NA	27
OVERLOOK MASONIC HEALTH CENTER	CHARLTON	1	In adherence	NA	28
		3	In adherence	NA	27
OXFORD REHABILITATION & HEALTH CARE CENTER, THE	HAVERHILL	1	In adherence	NA	27
		2	Not in adherence	Core Competencies	23
		3	In adherence	NA	28
PALM SKILLED NRSING CR & CTR FOR REHAB EXCELLENCE	CHELMSFORD	1	Not in adherence	Core Competencies	25
		2	In adherence	NA	28
PALMER HEALTHCARE CENTER	PALMER	1	In adherence	NA	28
		2	In adherence	NA	28
		3	In adherence	NA	28
PARK AVENUE HEALTH CENTER	ARLINGTON	1	Not in adherence	Core Competencies	26
		2	In adherence	NA	27
PARK PLACE REHABILITATION & SKILLED CARE CENTER	BOSTON	1	In adherence	NA	28
		2	In adherence	NA	28
PARKWAY HEALTH AND REHABILITATION CENTER	BOSTON	1	In adherence	NA	28
		2	In adherence	NA	28
PARSONS HILL REHABILITATION & HEALTH CARE CENTER	WORCESTER	1	Not in adherence	Core Competencies	22
		2	In adherence	NA	27
PAVILION , THE	BARNSTABLE	1	In adherence	NA	27
		3	Not in adherence	Core Competencies	27

Each facility is subject to at least two infection control audits over the months of May and June 2020; facilities are audited more frequently if they (1) are found to be "Not in Adherence" or "In Adherence but Warrants Reinspection" in a given audit, (2) have historic infection control or quality issues, and/or (3) are randomly selected for an audit

Nursing Facility Audit Survey Results
 Audit Periods 1, 2, & 3, Date of Audit through 6/12/2020

Facility Name	City/Town	Audit Period	Overall Audit Determination	Reason For Non Adherence	Score
PENACOOK PLACE, INC	HAVERHILL	1	Not in adherence	Core Competencies	23
		2	Not in adherence	Core Competencies	21
		3	In adherence	NA	28
PHILLIPS MANOR NURSING HOME	LYNN	1	Not in adherence	Core Competencies	23
		2	In adherence	NA	26
PILGRIM REHABILITATION & SKILLED NURSING CENTER	PEABODY	1	In adherence	NA	27
		2	In adherence	NA	28
PINE KNOLL NURSING CENTER	LEXINGTON	1	In adherence	NA	27
		3	Not in adherence	Core Competencies	24
PLEASANT BAY OF BREWSTER REHAB CENTER	BREWSTER	1	In adherence	NA	28
		2	In adherence	NA	28
		3	In adherence	NA	28
PLYMOUTH HARBORSIDE HEALTHCARE	PLYMOUTH	1	In adherence	NA	27
		3	In adherence	NA	28
PLYMOUTH REHABILITATION & HEALTH CARE CENTER	PLYMOUTH	1	In adherence	NA	26
		3	In adherence	NA	28
POET'S SEAT HEALTH CARE CENTER	GREENFIELD	1	In adherence	NA	28
		3	In adherence	NA	27
POPE NURSING HOME	WEYMOUTH	1	In adherence	NA	25
		2	In adherence	NA	24
		3	Not in adherence	Core Competencies	26
PORT HEALTHCARE CENTER	NEWBURYPORT	1	In adherence	NA	27
		2	In adherence	NA	28
PRESCOTT HOUSE	NORTH ANDOVER	1	In adherence	NA	28
		3	In adherence	NA	28
PRESENTATION REHAB AND SKILLED CARE CENTER	BOSTON	1	Not in adherence	Core Competencies	25
		2	Not in adherence	Core Competencies	27
		3	Not in adherence	Core Competencies	26
QUABBIN VALLEY HEALTHCARE	ATHOL	1	In adherence	NA	28
		2	In adherence	NA	28
QUABOAG REHABILITATION & SKILLED CARE FACILITY	WEST BROOKFIELD	1	In adherence	NA	28
		3	In adherence	NA	28
QUEEN ANNE NURSING HOME, INC	HINGHAM	1	In adherence	NA	28
		3	In adherence	NA	28
QUINCY HEALTH AND REHABILITATION CENTER LLC	QUINCY	1	In adherence	NA	28
		3	In adherence	NA	28
REHABILITATION & NURSING CENTER AT EVERETT (THE)	EVERETT	1	Not in adherence	Core Competencies	25

Each facility is subject to at least two infection control audits over the months of May and June 2020; facilities are audited more frequently if they (1) are found to be "Not in Adherence" or "In Adherence but Warrants Reinspection" in a given audit, (2) have historic infection control or quality issues, and/or (3) are randomly selected for an audit

Nursing Facility Audit Survey Results
 Audit Periods 1, 2, & 3, Date of Audit through 6/12/2020

Facility Name	City/Town	Audit Period	Overall Audit Determination	Reason For Non Adherence	Score
REHABILITATION &NURSING CENTER AT EVERETT (THE)	EVERETT	2	In adherence	NA	28
		3	In adherence	NA	28
RESERVOIR CENTER FOR HEALTH &REHABILITATION, THE	MARLBOROUGH	1	Not in adherence	Core Competencies	26
		2	In adherence	NA	28
REVOLUTION CHARLWELL	NORWOOD	1	Not in adherence	Core Competencies	24
		2	In adherence	NA	27
REVOLUTION KIMWELL	FALL RIVER	1	Not in adherence	Core Competencies	25
		2	In adherence	NA	27
RIVER TERRACE REHABILITATION AND HEALTHCARECTR	LANCASTER	1	In adherence	NA	28
		2	In adherence	NA	28
RIVERBEND OF SOUTH NATICK	NATICK	1	In adherence	NA	28
		3	In adherence	NA	28
RIVERCREST LONG TERM CARE	CONCORD	1	Not in adherence	Core Competencies	25
		2	In adherence	NA	28
ROYAL AT WAYLAND REHABILITATION &NURSING CENTER	WAYLAND	1	In adherence	NA	28
		3	In adherence	NA	27
ROYAL BRAINTREE NURSING AND REHABILITATIONCENTER	BRAINTREE	1	In adherence	NA	27
		3	In adherence	NA	28
ROYAL CAPE COD NURSING &REHABILITATION CENTER	BOURNE	1	In adherence	NA	27
		3	In adherence	NA	27
ROYAL MEADOW VIEW CENTER	NORTH READING	1	In adherence	NA	26
		2	In adherence	NA	27
		3	In adherence	NA	28
ROYAL MEGANSETT NURSING &REHABILITATION	FALMOUTH	1	In adherence	NA	28
		3	In adherence	NA	28
ROYAL NORWELL NURSING &REHABILITATION CENTER LLC	NORWELL	1	In adherence	NA	27
		3	In adherence	NA	27
ROYAL NURSING CENTER, LLC	FALMOUTH	1	Not in adherence	Core Competencies	26
		2	Not in adherence	Core Competencies	26
		3	In adherence	NA	26
ROYAL OF COTUIT	MASHPEE	1	In adherence	NA	26
		3	In adherence	NA	27
ROYAL OF FAIRHAVEN NURSING CENTER	FAIRHAVEN	1	In adherence	NA	28
		2	In adherence	NA	26
ROYAL WOOD MILL CENTER	LAWRENCE	1	Not in adherence	Core Competencies	24
		2	In adherence	NA	28
SACHEM CENTER FOR HEALTH &REHABILITATION	EAST BRIDGEWATER	1	In adherence	NA	26

Each facility is subject to at least two infection control audits over the months of May and June 2020; facilities are audited more frequently if they (1) are found to be "Not in Adherence" or "In Adherence but Warrants Reinspection" in a given audit, (2) have historic infection control or quality issues, and/or (3) are randomly selected for an audit

Nursing Facility Audit Survey Results
 Audit Periods 1, 2, & 3, Date of Audit through 6/12/2020

Facility Name	City/Town	Audit Period	Overall Audit Determination	Reason For Non Adherence	Score
SACHEM CENTER FOR HEALTH & REHABILITATION	EAST BRIDGEWATER	2	In adherence	NA	28
		3	In adherence	NA	27
SACRED HEART NURSING HOME	NEW BEDFORD	1	In adherence	NA	27
		2	In adherence	NA	28
SALEM REHAB CENTER	SALEM	1	In adherence	NA	28
		2	In adherence	NA	28
		3	In adherence	NA	28
SANCTA MARIA NURSING FACILITY	CAMBRIDGE	1	In adherence	NA	28
		3	In adherence	NA	28
SARAH BRAYTON NURSING CARE CTR	FALL RIVER	1	In adherence	NA	28
		3	Not in adherence	Core Competencies	25
SAUGUS REHAB AND NURSING	SAUGUS	1	Not in adherence	Core Competencies	21
		2	In adherence	NA	25
SAVOY NURSING & REHAB CTR	NEW BEDFORD	1	In adherence	NA	25
		2	In adherence	NA	27
		3	In adherence	NA	27
SEA VIEW CONVALESCENT AND NURSING HOME	ROWLEY	1	Not in adherence	Core Competencies	25
SEACOAST NURSING & REHABILITATION CENTER INC	GLOUCESTER	1	In adherence	NA	27
		3	In adherence	NA	28
SERENITY HILL NURSING CENTER	WRENTHAM	1	In adherence	NA	27
		2	In adherence	NA	27
SEVEN HILLS PEDIATRIC CENTER	GROTON	1	In adherence	NA	28
		3	In adherence	NA	28
SHERRILL HOUSE	BOSTON	1	In adherence	NA	28
		3	In adherence	NA	28
SHREWSBURY NURSING & REHABILITATION CENTER	SHREWSBURY	1	Not in adherence	Core Competencies	21
		2	In adherence	NA	27
SIPPICAN HEALTHCARE CENTER	MARION	1	In adherence	NA	27
		3	In adherence	NA	28
SIXTEEN ACRES HEALTHCARE CENTER	SPRINGFIELD	1	In adherence	NA	27
		2	In adherence	NA	28
SKILLED NURSING FACILITY AT NORTH HILL (THE)	NEEDHAM	1	In adherence	NA	28
		3	In adherence	NA	28
SOMERSET RIDGE CENTER	SOMERSET	1	In adherence	NA	28
		2	In adherence	NA	28
SOUTH COVE MANOR NURSING & REHABILITATION CENTER	QUINCY	1	In adherence	NA	28
		2	In adherence	NA	28

Each facility is subject to at least two infection control audits over the months of May and June 2020; facilities are audited more frequently if they (1) are found to be "Not in Adherence" or "In Adherence but Warrants Reinspection" in a given audit, (2) have historic infection control or quality issues, and/or (3) are randomly selected for an audit

Nursing Facility Audit Survey Results
 Audit Periods 1, 2, & 3, Date of Audit through 6/12/2020

Facility Name	City/Town	Audit Period	Overall Audit Determination	Reason For Non Adherence	Score
SOUTH COVE MANOR NURSING &REHABILITATIONCENTER	QUINCY	3	In adherence	NA	28
SOUTH DENNIS HEALTHCARE	DENNIS	1	Not in adherence	Core Competencies	25
		2	Not in adherence	Core Competencies	25
		3	In adherence	NA	27
SOUTHBRIDGE REHABILITATION &HEALTH CARE CENTER	SOUTHBRIDGE	1	Not in adherence	Core Competencies	27
		2	In adherence	NA	28
SOUTHEAST HEALTH CARE CENTER	EASTON	1	Not in adherence	Core Competencies	27
		2	In adherence	NA	28
SOUTHPOINTE REHAB CENTER	FALL RIVER	1	In adherence	NA	28
		3	In adherence	NA	28
SOUTHSHORE HEALTH CARE CENTER	ROCKLAND	1	In adherence	NA	27
		3	In adherence	NA	28
SOUTHWOOD AT NORWELL NURSING CTR	NORWELL	1	In adherence	NA	25
		3	In adherence	NA	27
SPAULDING NURSING &THERAPY CENTER - BRIGHTON	BOSTON	1	In adherence	NA	27
		3	In adherence	NA	28
SPRINGSIDE REHABILITATION AND SKILLED CARE CENTER	PITTSFIELD	1	In adherence	NA	28
		3	In adherence	NA	28
ST CAMILLUS HEALTH CENTER	NORTHBRIDGE	1	Not in adherence	Core Competencies	27
		2	In adherence	NA	28
ST FRANCIS REHABILITATION &NURSING CENTER	WORCESTER	1	Not in adherence	Core Competencies	27
		2	In adherence	NA	27
ST JOSEPH MANOR HEALTH CARE INC	BROCKTON	1	In adherence	NA	27
		3	In adherence	NA	28
ST JOSEPH REHAB &NURSING CARE CENTER	BOSTON	1	In adherence	NA	27
		3	Not in adherence	Core Competencies	24
ST MARY HEALTH CARE CENTER	WORCESTER	1	In adherence	NA	28
		3	In adherence	NA	28
ST PATRICK'S MANOR	FRAMINGHAM	1	Not in adherence	Core Competencies	25
		2	In adherence	NA	26
		3	In adherence	NA	27
STERLING VILLAGE	STERLING	1	In adherence	NA	27
		2	Not in adherence	Core Competencies	25
		3	In adherence	NA	27
STONE REHABILITATION AND SENIOR LIVING	NEWTON	1	In adherence	NA	28
		2	In adherence	NA	28
		3	In adherence	NA	28

Each facility is subject to at least two infection control audits over the months of May and June 2020; facilities are audited more frequently if they (1) are found to be "Not in Adherence" or "In Adherence but Warrants Reinspection" in a given audit, (2) have historic infection control or quality issues, and/or (3) are randomly selected for an audit

Nursing Facility Audit Survey Results
 Audit Periods 1, 2, & 3, Date of Audit through 6/12/2020

Facility Name	City/Town	Audit Period	Overall Audit Determination	Reason For Non Adherence	Score
STONEHEDGE HEALTH CARE CENTER	BOSTON	1	In adherence	NA	28
		2	In adherence	NA	28
		3	In adherence	NA	28
SUDBURY PINES EXTENDED CARE	SUDBURY	1	In adherence	NA	27
		3	Not in adherence	Core Competencies	26
SUNNY ACRES NURSING HOME	CHELMSFORD	1	Not in adherence	Core Competencies	25
		2	In adherence	NA	28
		3	In adherence	NA	28
SUTTON HILL CENTER	NORTH ANDOVER	1	Not in adherence	Core Competencies	25
		2	In adherence	NA	28
SWEET BROOK OF WILLIAMSTOWN REHABILITATION &N CTR	WILLIAMSTOWN	1	In adherence	NA	28
		2	In adherence	NA	28
		3	In adherence	NA	27
THOMAS UPHAM HOUSE	MEDFIELD	1	In adherence	NA	28
		2	In adherence	NA	28
TIMBERLYN HEIGHTS NURSING AND REHABILITATION	GREAT BARRINGTON	1	In adherence	NA	28
		2	In adherence	NA	28
TIMOTHY DANIELS HOUSE	HOLLISTON	1	In adherence	NA	28
		3	In adherence	NA	28
TOWN AND COUNTRY HEALTH CARE CENTER	LOWELL	1	Not in adherence	Core Competencies and Total Score	18
		2	In adherence but warrants reinspe..	NA	23
		3	Not in adherence	Core Competencies	22
TREMONT HEALTH CARE CENTER	WAREHAM	1	Not in adherence	Core Competencies	25
		2	In adherence	NA	28
		3	In adherence	NA	26
TWIN OAKS REHAB AND NURSING	DANVERS	1	Not in adherence	Core Competencies and Total Score	19
		2	In adherence	NA	28
VERO HEALTH &REHAB OF HAMPDEN	HAMPDEN	1	In adherence	NA	28
		2	In adherence	NA	25
VERO HEALTH &REHAB OF SOUTH HADLEY	SOUTH HADLEY	1	In adherence	NA	28
		2	In adherence	NA	26
VERO HEALTH &REHAB OF WILBRAHAM	WILBRAHAM	1	In adherence	NA	26
		3	In adherence	NA	28
VICTORIA HAVEN NURSING FACILITY	NORWOOD	1	In adherence	NA	27
		2	Not in adherence	Core Competencies	25
		3	In adherence	NA	27
WACHUSETT MANOR	GARDNER	1	Not in adherence	Core Competencies	27

Each facility is subject to at least two infection control audits over the months of May and June 2020; facilities are audited more frequently if they (1) are found to be "Not in Adherence" or "In Adherence but Warrants Reinspection" in a given audit, (2) have historic infection control or quality issues, and/or (3) are randomly selected for an audit

Nursing Facility Audit Survey Results
 Audit Periods 1, 2, & 3, Date of Audit through 6/12/2020

Facility Name	City/Town	Audit Period	Overall Audit Determination	Reason For Non Adherence	Score
WACHUSETT MANOR	GARDNER	2	In adherence	NA	28
WAKEFIELD CENTER	WAKEFIELD	1	In adherence	NA	28
		2	In adherence	NA	27
		3	In adherence	NA	28
WALPOLE HEALTHCARE	WALPOLE	1	In adherence	NA	27
		3	In adherence	NA	28
WAREHAM HEALTHCARE	WAREHAM	1	In adherence	NA	26
		2	In adherence	NA	27
		3	In adherence	NA	27
WATERTOWN HEALTH CENTER	WATERTOWN	1	In adherence	NA	25
		2	In adherence	NA	26
		3	In adherence	NA	28
WATerview LODGE LLC, REHABILITATION & HEALTHCARE	ASHLAND	1	Not in adherence	Core Competencies	21
		2	Not in adherence	Core Competencies	24
		3	In adherence	NA	28
WEBSTER MANOR REHABILITATION & HEALTH CARE CENTER	WEBSTER	1	In adherence	NA	28
		3	In adherence	NA	28
WEBSTER PARK REHABILITATION AND HEALTHCARE CENTER	ROCKLAND	1	In adherence	NA	27
		3	In adherence	NA	28
WEDGEMERE HEALTHCARE	TAUNTON	1	In adherence	NA	25
		3	In adherence	NA	28
WEST NEWTON HEALTHCARE	NEWTON	1	Not in adherence	Core Competencies	25
		2	In adherence	NA	27
WEST REVERE HEALTH CENTER	REVERE	1	Not in adherence	Core Competencies	24
		2	Not in adherence	Core Competencies	22
		3	In adherence	NA	28
WEST ROXBURY HEALTH & REHABILITATION CENTER	BOSTON	1	Not in adherence	Core Competencies	26
		2	In adherence	NA	27
WEST SIDE HOUSE LTC FACILITY	WORCESTER	1	Not in adherence	Core Competencies and Total Score	18
		2	In adherence	NA	25
		3	In adherence	NA	27
WESTBOROUGH HEALTHCARE	WESTBOROUGH	1	Not in adherence	Core Competencies	24
		2	In adherence	NA	28
		3	In adherence	NA	28
WESTFIELD CENTER	WESTFIELD	1	In adherence	NA	27
		3	In adherence	NA	28
WESTFIELD GARDENS NURSING AND REHAB	WESTFIELD	1	Not in adherence	Core Competencies	23

Each facility is subject to at least two infection control audits over the months of May and June 2020; facilities are audited more frequently if they (1) are found to be "Not in Adherence" or "In Adherence but Warrants Reinspection" in a given audit, (2) have historic infection control or quality issues, and/or (3) are randomly selected for an audit

Nursing Facility Audit Survey Results
 Audit Periods 1, 2, & 3, Date of Audit through 6/12/2020

Facility Name	City/Town	Audit Period	Overall Audit Determination	Reason For Non Adherence	Score
WESTFIELD GARDENS NURSING AND REHAB	WESTFIELD	2	In adherence	NA	27
		3	In adherence	NA	27
WESTFORD HOUSE	WESTFORD	1	In adherence	NA	27
		2	In adherence	NA	28
WHITTIER BRADFORD TRANSITIONAL CARE UNIT	HAVERHILL	1	In adherence	NA	28
		3	In adherence	NA	28
WHITTIER WESTBOROUGH TRANSITIONAL CARE UNIT	WESTBOROUGH	1	In adherence	NA	26
		2	Not in adherence	Core Competencies	27
		3	In adherence	NA	28
WILLIAMSTOWN COMMONS NURSING & REHAB	WILLIAMSTOWN	1	Not in adherence	Core Competencies	27
		2	In adherence	NA	28
WILLIMANSETT CENTER EAST	CHICOPEE	1	In adherence	NA	27
		3	In adherence	NA	28
WILLIMANSETT CENTER WEST	CHICOPEE	1	In adherence	NA	27
		2	In adherence	NA	28
		3	In adherence	NA	28
WILLOW MANOR	LOWELL	1	Not in adherence	Core Competencies	26
		2	In adherence	NA	27
WILMINGTON REHAB CENTER	WILMINGTON	1	In adherence	NA	28
		2	In adherence	NA	27
		3	In adherence	NA	28
WINCHESTER NURSING CENTER, INC	WINCHESTER	1	In adherence	NA	28
		3	In adherence	NA	28
WINDEMERE NURSING & REHAB CTR ON MARTHAS VINEYARD	OAK BLUFFS	1	In adherence	NA	26
		3	In adherence	NA	28
WINDSOR NURSING & RETIREMENT HOME	YARMOUTH	1	Not in adherence	Core Competencies	25
		2	In adherence	NA	28
WINGATE AT CHESTNUT HILL	BROOKLINE	1	In adherence	NA	28
		3	In adherence	NA	28
WINGATE AT HARWICH	HARWICH	1	In adherence	NA	27
		3	Not in adherence	Core Competencies	26
WINGATE AT HAVERHILL	HAVERHILL	1	Not in adherence	Core Competencies and Total Score	17
		2	Not in adherence	Core Competencies	27
		3	In adherence	NA	28
WINGATE AT NEEDHAM	NEEDHAM	1	Not in adherence	Core Competencies	23
		2	Not in adherence	Core Competencies	25
		3	In adherence	NA	28

Each facility is subject to at least two infection control audits over the months of May and June 2020; facilities are audited more frequently if they (1) are found to be "Not in Adherence" or "In Adherence but Warrants Reinspection" in a given audit, (2) have historic infection control or quality issues, and/or (3) are randomly selected for an audit

Nursing Facility Audit Survey Results
 Audit Periods 1, 2, & 3, Date of Audit through 6/12/2020

Facility Name	City/Town	Audit Period	Overall Audit Determination	Reason For Non Adherence	Score
WINGATE AT NORTON	NORTON	1	In adherence	NA	28
		2	In adherence	NA	28
WINGATE AT SHARON	SHARON	1	Not in adherence	Core Competencies	23
		2	In adherence	NA	28
WINGATE AT SILVER LAKE	KINGSTON	1	In adherence	NA	27
		2	Not in adherence	Core Competencies	26
		3	In adherence	NA	28
WINGATE AT WESTON	WESTON	1	Not in adherence	Core Competencies and Total Score	15
		2	Not in adherence	Core Competencies	26
		3	In adherence	NA	28
WOBURN NURSING CENTER, INC	WOBURN	1	Not in adherence	Core Competencies and Total Score	17
		2	Not in adherence	Core Competencies	23
		3	In adherence	NA	27
WORCESTER HEALTH CENTER	WORCESTER	1	Not in adherence	Core Competencies and Total Score	18
		2	In adherence	NA	27
		3	In adherence	NA	28
WORCESTER REHABILITATION & HEALTH CARE CENTER	WORCESTER	1	Not in adherence	Core Competencies	25
		2	In adherence	NA	28
		3	In adherence	NA	28

Each facility is subject to at least two infection control audits over the months of May and June 2020; facilities are audited more frequently if they (1) are found to be "Not in Adherence" or "In Adherence but Warrants Reinspection" in a given audit, (2) have historic infection control or quality issues, and/or (3) are randomly selected for an audit



Massachusetts Department of Public Health COVID-19 Dashboard - Wednesday, June 17, 2020

COVID Cases in Assisted Living Residences (1/5)

Data collected as of 6/17/2020 8:00am

Facility	County	Maximum Capacity	Number of Confirmed Cases*
▲			
Adelaide of Newton Centre	Middlesex County	61	1-10
All American Assisted Living at Hanson	Plymouth County	96	>30
All American Assisted Living at Raynham	Bristol County	112	1-10
All American Assisted Living at Wareham	Plymouth County	112	1-10
All American Assisted Living at Wrentham	Norfolk County	122	11-30
Allerton House at Central Park	Norfolk County	109	0
Allerton House at Harbor Park	Plymouth County	78	1-10
Allerton House at Proprietors Green	Plymouth County	110	1-10
Allerton House at The Village at Duxbury	Plymouth County	36	11-30
American Inn at Sawmill Park	Hampden County	18	0
Armbrook Assisted Living	Hampden County	84	>30
Artis Senior Living of Lexington	Middlesex County	72	0
Artis Senior Living of Reading	Middlesex County	64	1-10
Ashland Farms at North Andover	Essex County	101	1-10
Assisted Living Center of Salisbury	Essex County	30	0
Atria Draper Place	Worcester County	70	1-10
Atria Fairhaven	Bristol County	91	11-30
Atria Longmeadow Place	Middlesex County	114	11-30
Atria Maplewood Place	Middlesex County	105	1-10
Atria Marina Place	Norfolk County	130	1-10
Atria Marland Place	Essex County	136	1-10
Atria Merrimack Place	Essex County	139	11-30
Atria Woodbriar Park	Barnstable County	108	0
Atria Woodbriar Place	Barnstable County	149	1-10
Atrium at Cardinal Drive	Hampden County	56	0
Atrium at Drum Hill	Middlesex County	56	0
Atrium at Faxon Woods	Norfolk County	60	11-30
Atrium at Veronica Drive	Essex County	62	11-30
Autumn Glen at Dartmouth	Bristol County	87	11-30
Avita of Needham	Norfolk County	70	11-30

Facility	County	Maximum Capacity	Number of Confirmed Cases*
▲			
Avita of Newburyport	Essex County	76	0
Bayberry at Emerald Court	Middlesex County	119	1-10
Benchmark Senior Living at Clapboardtree	Norfolk County	115	11-30
Benchmark Senior Living at Forge Hill	Norfolk County	109	1-10
Benchmark Senior Living at Robbins Brook	Middlesex County	89	11-30
Benchmark Senior Living at The Commons in Lincoln	Middlesex County	81	1-10
Benchmark Senior Living at Woburn	Middlesex County	97	11-30
Bertram House of Swampscott	Essex County	70	1-10
Bethany Homes - Merrivista	Essex County	33	0
Billerica Crossings	Middlesex County	78	1-10
Blaire House at Tewksbury Assisted Living	Middlesex County	35	1-10
Blaire House of Milford	Worcester County	50	1-10
Bridges by EPOCH at Andover	Essex County	72	1-10
Bridges by EPOCH at Hingham	Plymouth County	54	1-10
Bridges by EPOCH at Mashpee	Barnstable County	60	0
Bridges by EPOCH at Pembroke	Plymouth County	54	11-30
Bridges by EPOCH at Sudbury	Middlesex County	54	>30
Bridges by EPOCH at Westford	Middlesex County	56	11-30
Bridges by EPOCH at Westwood	Norfolk County	72	1-10
Brigham House	Middlesex County	62	1-10
Brightview Arlington	Middlesex County	93	11-30
Brightview Canton	Norfolk County	69	11-30
Brightview Concord River	Middlesex County	93	1-10
Brightview Danvers	Essex County	84	11-30
Brightview of North Andover	Essex County	123	>30
Brightview Wakefield	Middlesex County	117	1-10
Broadview	Worcester County	63	11-30
Brookdale Attleboro	Bristol County	151	1-10
Brookdale Cape Cod	Barnstable County	118	11-30
Brookdale Cushing Park	Middlesex County	116	11-30

Data Source: Self-Reported Data from ALRs to Office of Elder Affairs; * Includes staff and residents; Note: This list includes all Assisted Living Residences and their reported COVID-19 cases to date (staff and residents). The number of cases for a facility relies on the amount of testing conducted; facilities not included on this may have COVID-19 cases that have not yet been identified. Some facilities have tested some or all residents only; some have also tested staff. A low number of cases may reflect that not all residents and staff have not been tested, not necessarily low prevalence



Massachusetts Department of Public Health COVID-19 Dashboard - Wednesday, June 17, 2020

COVID Cases in Assisted Living Residences (2/5)

Data collected as of 6/17/2020 8:00am

Facility	County	Maximum Capacity	Number of Confirmed Cases*
▲			
Brookdale Eddy Pond East	Worcester County	80	1-10
Brookdale Eddy Pond West	Worcester County	111	1-10
Brookdale Quincy Bay	Norfolk County	150	1-10
Brookside at Regency	Barnstable County	31	0
Cadbury Commons	Middlesex County	80	> 30
Cambridge Homes	Middlesex County	44	1-10
Cape Cod Senior Residences at Pocasset	Barnstable County	60	11-30
Carmel Terrace	Middlesex County	76	1-10
Carriage House at Lee's Farm	Middlesex County	63	11-30
Chelmsford Crossings	Middlesex County	74	0
Chestnut Knoll at Glenmeadow	Hampden County	34	1-10
Chestnut Park at Cleveland Circle	Suffolk County	88	11-30
Christopher Heights of Attleboro	Bristol County	81	11-30
Christopher Heights of Belchertown	Hampshire County	95	1-10
Christopher Heights of Marlborough	Middlesex County	95	1-10
Christopher Heights of Northampton	Hampshire County	97	0
Christopher Heights of Webster	Worcester County	83	0
Christopher Heights of Worcester	Worcester County	80	11-30
Clifton Assisted Living Community	Bristol County	66	1-10
Cohen Florence Levine Estates	Suffolk County	69	1-10
Coleman House	Worcester County	22	1-10
Compass on the Bay	Suffolk County	55	> 30
Concord Park	Middlesex County	86	1-10
Connemara Senior Living Campello	Plymouth County	109	1-10
Corcoran House	Worcester County	42	0
Cornerstone at Canton	Norfolk County	92	11-30
Cornerstone at Milford	Worcester County	90	11-30
Country Club Heights	Middlesex County	107	> 30
Davis Manor	Worcester County	11	0
Decatur House	Barnstable County	28	0

Facility	County	Maximum Capacity	Number of Confirmed Cases*
▲			
Du Charme Estates Ltd.	Worcester County	18	1-10
East Village Place	Hampden County	77	11-30
Edelweiss Village	Suffolk County	65	1-10
Elizabeth Calsey House	Essex County	14	11-30
Elizabeth Calsey House at Lions Mouth Road	Essex County	26	11-30
Evans Park at Newton Corner	Middlesex County	115	1-10
Fenno House	Norfolk County	53	0
Fieldstone at The Overlook	Worcester County	17	0
Florence & Chafetz Home for Specialized Care	Suffolk County	36	1-10
Forestdale Park Assisted Living	Middlesex County	59	11-30
Gabriel House of Fall River	Bristol County	110	1-10
Gardens at Newbury Court	Middlesex County	29	1-10
Gery & Emil Eisenberg Residence	Worcester County	80	> 30
Glen at Grove Manor	Norfolk County	20	1-10
Goddard House	Norfolk County	119	11-30
Golden Pond Assisted Living	Middlesex County	173	> 30
Grace Morgan House	Essex County	26	0
Grove Manor Estates	Norfolk County	70	> 30
Hampton Suites at Southgate	Worcester County	117	1-10
Harbor Point at Centerville	Barnstable County	68	11-30
Harriett and Ralph Kaplan Estates	Essex County	133	> 30
Haverhill Crossings	Essex County	109	11-30
Hearthstone at Choate	Middlesex County	25	11-30
Hearthstone at New Horizons	Middlesex County	45	> 30
Heights Crossing	Plymouth County	107	> 30
Henrietta Brewer House	Dukes County	14	0
Heritage at Falmouth	Barnstable County	56	1-10
Heritage at Framingham	Middlesex County	102	1-10
Heritage Woods	Hampden County	1115	1-10
Herrick House	Essex County	90	11-30

Data Source: Self-Reported Data from ALRs to Office of Elder Affairs; * Includes staff and residents; Note: This list includes all Assisted Living Residences and their reported COVID-19 cases to date (staff and residents). The number of cases for a facility relies on the amount of testing conducted; facilities not included on this may have COVID-19 cases that have not yet been identified. Some facilities have tested some or all residents only; some have also tested staff. A low number of cases may reflect that not all residents and staff have not been tested, not necessarily low prevalence



Massachusetts Department of Public Health COVID-19 Dashboard - Wednesday, June 17, 2020

COVID Cases in Assisted Living Residences (3/5)

Data collected as of 6/17/2020 8:00am

Facility	County	Maximum Capacity	Number of Confirmed Cases*
▲			
Heywood Wakefield Commons	Worcester County	80	1-10
John Bertram House	Essex County	27	1-10
Keystone Commons	Hampden County	65	0
Keystone Place at Buzzards Bay	Barnstable County	102	0
Landmark at Fall River	Bristol County	91	0
Landmark at Longwood	Suffolk County	107	1-10
Landmark at Monastery Heights	Hampden County	120	11-30
Landmark at Ocean View	Essex County	91	>30
Laurel Ridge	Berkshire County	11	0
Laurelwood at The Pinehills	Plymouth County	83	1-10
Laurentide at Mashpee Commons	Barnstable County	82	0
Leominster Crossings	Worcester County	82	1-10
Life Care Center of Stoneham	Middlesex County	18	1-10
Linda Manor Assisted Living	Hampshire County	92	0
Loomis Lakeside at Reeds Landing	Hampden County	15	1-10
Loomis Village	Hampshire County	21	0
Manor on the Hill	Worcester County	92	1-10
Maplewood at Brewster	Barnstable County	153	1-10
Maplewood at Mayflower Place	Barnstable County	45	1-10
Maplewood at Weston	Middlesex County	130	11-30
Marguerite's House	Essex County	106	1-10
Mason Wright Assisted Living	Hampden County	99	>30
Methuen Village at Riverwalk Park	Essex County	95	11-30
Mill Hill Residence	Barnstable County	79	0
Nashoba Park	Middlesex County	73	0
Neville Place	Middlesex County	73	1-10
New Horizons at Choate	Middlesex County	40	1-10
New Horizons at Marlborough	Middlesex County	200	1-10
New Pond Village	Norfolk County	34	1-10
NewBridge on the Charles	Norfolk County	94	1-10

Facility	County	Maximum Capacity	Number of Confirmed Cases*
▲			
Notre Dame du Lac	Worcester County	166	>30
Orchard Hill	Middlesex County	80	11-30
Orchard Valley of Wilbraham	Hampden County	66	1-10
Pine Hill at Kimball Farms	Berkshire County	74	0
Plymouth Crossings	Plymouth County	70	>30
Prospect House	Suffolk County	116	1-10
Providence House	Suffolk County	139	>30
Putnam Farm at Danvers	Essex County	84	>30
River Mills Assisted Living at Chicopee Falls	Hampden County	109	0
RiverCourt Residences	Middlesex County	66	11-30
Robbie's Place	Middlesex County	22	1-10
Rockridge Retirement Community	Hampshire County	68	0
Rogerson House	Suffolk County	68	1-10
Rosewood Homestyle Assisted Living	Berkshire County	28	0
Ruggles Assisted Living	Suffolk County	43	1-10
Ruth's House	Hampden County	82	11-30
Sarawood	Hampden County	28	0
Scandinavian Living Center	Middlesex County	40	1-10
Seasons of Danvers	Essex County	55	1-10
Shrewsbury Crossings	Worcester County	74	1-10
Side By Side	Berkshire County	45	0
Side by Side Assisted Living Residence Veterans Annex	Berkshire County	20	0
Springhouse	Suffolk County	85	11-30
Stafford Hill Assisted Living	Plymouth County	89	11-30
Standish Village at Lower Mills	Suffolk County	108	>30
Stone Hill at Andover	Essex County	109	1-10
Stonebridge at Burlington	Middlesex County	119	1-10
Sugar Hill	Berkshire County	49	0
Sunny Acres - Legacy Care	Middlesex County	12	1-10
Sunrise at Gardner Park	Essex County	62	1-10

Data Source: Self-Reported Data from ALRs to Office of Elder Affairs; * Includes staff and residents; Note: This list includes all Assisted Living Residences and their reported COVID-19 cases to date (staff and residents). The number of cases for a facility relies on the amount of testing conducted; facilities not included on this may have COVID-19 cases that have not yet been identified. Some facilities have tested some or all residents only; some have also tested staff. A low number of cases may reflect that not all residents and staff have not been tested, not necessarily low prevalence



Massachusetts Department of Public Health COVID-19 Dashboard - Wednesday, June 17, 2020

COVID Cases in Assisted Living Residences (4/5)

Data collected as of 6/17/2020 8:00am

Facility	County	Maximum Capacity	Number of Confirmed Cases*
▲			
Sunrise of Arlington	Middlesex County	95	> 30
Sunrise of Braintree	Norfolk County	79	11-30
Sunrise of Burlington	Middlesex County	126	11-30
Sunrise of Cohasset	Norfolk County	79	1-10
Sunrise of Leominster	Worcester County	85	11-30
Sunrise of Lynnfield	Essex County	94	11-30
Sunrise of Norwood	Norfolk County	88	11-30
Sunrise of Plymouth Beach	Plymouth County	102	0
Sunrise of Wayland	Middlesex County	74	11-30
Sunrise of Weston	Middlesex County	34	1-10
Susan Bailis Assisted Living Community	Suffolk County	136	1-10
Swan Brook	Bristol County	29	1-10
Tatnuck Park at Worcester	Worcester County	83	1-10
The Arbors at Amherst	Hampshire County	86	1-10
The Arbors at Chicopee	Hampden County	92	0
The Arbors at Dracut	Middlesex County	84	1-10
The Arbors at Greenfield	Franklin County	76	0
The Arbors at Stoneham	Middlesex County	89	11-30
The Arbors at Stoughton	Norfolk County	91	> 30
The Arbors at Taunton	Bristol County	87	> 30
The Arbors at Westfield	Hampden County	90	11-30
The Assisted Living Residences at Hancock Park	Norfolk County	42	0
The Branches of Framingham	Middlesex County	104	1-10
The Branches of Marlboro	Middlesex County	104	11-30
The Branches of North Attleboro	Bristol County	104	1-10
The Cottages at Dartmouth Village	Bristol County	94	1-10
The Elms at Briarwood	Worcester County	34	0
The Enclave of Franklin	Norfolk County	96	1-10
The Falls at Cordingly Dam	Middlesex County	93	> 30
The Gables at Winchester	Middlesex County	141	1-10

Facility	County	Maximum Capacity	Number of Confirmed Cases*
▲			
The Gables of Fitchburg	Worcester County	70	1-10
The Inn at Silver Lake	Plymouth County	93	11-30
The Landing at Laurel Lake	Berkshire County	80	0
The Linden at Danvers	Essex County	116	1-10
The Linden at Dedham	Norfolk County	113	1-10
The Parc at Harbor View Senior Living	Suffolk County	73	1-10
The Reserve at East Longmeadow	Hampden County	126	1-10
The Residence at Cedar Dell	Bristol County	80	1-10
The Residence at Five Corners	Bristol County	90	1-10
The Residence at Freeman Lake	Middlesex County	85	1-10
The Residence at Melrose Station	Middlesex County	92	1-10
The Residence at Orchard Grove	Worcester County	60	0
The Residence at Pearl Street	Middlesex County	89	> 30
The Residence at Riverbend	Essex County	83	1-10
The Residence at Valley Farm	Middlesex County	82	11-30
The Residence at Vinnin Square	Essex County	88	1-10
The Residence at Watertown Square	Middlesex County	95	1-10
The Residences at Sherburne Commons	Nantucket County	54	0
The Rubin Home Assisted Living	Essex County	16	1-10
The Saab Residence	Middlesex County	62	11-30
The Wellington at Springfield	Hampden County	108	0
The Woodlands Inn at Edgewood	Essex County	40	1-10
Thirwood Place	Barnstable County	95	0
Traditions of Dedham	Norfolk County	96	0
Traditions of Wayland	Middlesex County	81	11-30
Victorian Health of Chatham	Barnstable County	40	0
Village at Willow Crossings	Bristol County	118	> 30
Visiting Nurse Assisted Living	Middlesex County	97	0
Waltham Crossings	Middlesex County	112	> 30
Waterstone at Wellesley	Norfolk County	52	1-10

Data Source: Self-Reported Data from ALRs to Office of Elder Affairs; * Includes staff and residents; Note: This list includes all Assisted Living Residences and their reported COVID-19 cases to date (staff and residents). The number of cases for a facility relies on the amount of testing conducted; facilities not included on this may have COVID-19 cases that have not yet been identified. Some facilities have tested some or all residents only; some have also tested staff. A low number of cases may reflect that not all residents and staff have not been tested, not necessarily low prevalence



Massachusetts Department of Public Health COVID-19 Dashboard - Wednesday, June 17, 2020

COVID Cases in Assisted Living Residences (5/5)

Data collected as of 6/17/2020 8:00am

Facility	County	Maximum Capacity	Number of Confirmed Cases*
▲			
Whaler's Cove	Bristol County	130	1-10
Whitcomb House	Worcester County	87	0
White Oak Cottages	Norfolk County	24	1-10
Whitney Place at Natick	Middlesex County	106	11-30
Whitney Place at Northborough	Worcester County	83	1-10
Whitney Place at Northbridge	Worcester County	30	1-10
Whitney Place at Sharon	Norfolk County	91	11-30
Whitney Place at Westborough	Worcester County	85	0
Whitney Suites at Westborough	Worcester County	43	1-10
Winchester Mount Vernon House	Middlesex County	17	0
Windrose at Weymouth	Norfolk County	53	11-30
Windrose at Woburn	Middlesex County	33	11-30
Windsor Place of Wilmington	Middlesex County	101	11-30
Wingate Residences at Boylston Place	Norfolk County	48	1-10
Wingate Residences at Haverhill	Essex County	69	11-30
Wingate Residences at Melbourne	Berkshire County	124	0
Wingate Residences at Needham	Norfolk County	101	> 30
Wingate Residences at Norton	Bristol County	82	1-10
Winter Valley Residences	Norfolk County	17	0
Wood Haven Senior Living	Middlesex County	58	11-30
Woodlands at Pleasant Bay	Barnstable County	59	0
Youville House Assisted Living Residence, Inc.	Middlesex County	143	11-30
Youville Place	Middlesex County	101	> 30
Zelma Lacey House	Suffolk County	83	1-10

Data Source: Self-Reported Data from ALRs to Office of Elder Affairs; * Includes staff and residents; Note: This list includes all Assisted Living Residences and their reported COVID-19 cases to date (staff and residents). The number of cases for a facility relies on the amount of testing conducted; facilities not included on this may have COVID-19 cases that have not yet been identified. Some facilities have tested some or all residents only; some have also tested staff. A low number of cases may reflect that not all residents and staff have not been tested, not necessarily low prevalence



PPE Distribution by Recipient Type and Geography

Cumulative PPE distribution as of 6/16/2020 at 12:00pm

PPE Distribution Summary - By Entity Type

Entity	N95s/KN95s	Masks	Gloves	Gowns	Ventilators
Community health center	73,090	100,950	93,600	20,349	0
EMS (Private)	35,380	44,300	61,600	2,548	0
Hospital	249,780	228,400	217,700	57,446	679
Local BOH	16,765	53,100	80,000	1,726	0
Local Municipalities (e.g. Fire, Police, Public EMS)	512,008	422,096	1,512,194	153,702	0
Nursing home/Senior living	413,585	950,200	1,046,200	148,374	0
Other (e.g. home and pediatric care)	270,747	1,195,898	2,348,592	149,009	0
Public safety (30-day supply)	167,325	0	0	0	0
State agency	817,915	439,736	2,479,780	114,336	0
Total distributions	2,556,595	3,434,680	7,839,666	647,490	679
Central Massachusetts	245,449	462,867	1,003,150	83,339	83
Metro Boston	163,040	246,350	678,892	48,436	204
Metro West	486,648	724,682	1,182,274	148,709	136
Northeastern Massachusetts	198,897	385,913	703,632	49,195	117
Southeastern Massachusetts	378,627	697,785	1,370,008	134,614	79
State agency	808,962	420,286	2,402,080	106,628	0
Western Massachusetts	274,972	496,797	499,630	76,569	60
Total distributions	2,556,595	3,434,680	7,839,666	647,490	679

PPE Distribution Summary - By Region

Note: Total distributions include those from DPH and MEMA. Those state agencies which are not linked to specific geographies are tagged as state agencies. The "other" category includes all entities that cannot be classified as one of the 8 entity types.



PPE Distribution by Recipient Type and Geography

Cumulative PPE distribution as of 6/16/2020 at 12:00pm

Region	Entity	N95s/KN95s	Masks	Gloves	Gowns	Ventilators
Central Massachusetts	Community health center	10,580	28,350	16,800	2,698	0
	EMS (Private)	3,800	3,300	5,000	900	0
	Hospital	23,120	13,600	18,200	5,106	83
	Local BOH	2,060	9,000	18,000	490	0
	Local Municipalities (e.g. Fire, Police, Public EMS)	91,500	55,484	249,750	29,329	0
	Nursing home/Senior living	57,730	157,100	130,400	21,364	0
	Other (e.g. home and pediatric care)	40,209	191,733	564,600	22,652	0
	Public safety (30-day supply)	14,450	0	0	0	0
	State agency	2,000	4,300	400	800	0
	Total	245,449	462,867	1,003,150	83,339	83
Metro Boston	Community health center	9,960	18,700	22,900	4,230	0
	EMS (Private)	5,000	0	0	0	0
	Hospital	39,110	45,500	89,700	9,580	204
	Local BOH	3,720	1,000	6,000	300	0
	Local Municipalities (e.g. Fire, Police, Public EMS)	49,735	19,200	276,120	13,170	0
	Nursing home/Senior living	25,670	78,950	49,900	10,326	0
	Other (e.g. home and pediatric care)	22,190	81,950	209,872	10,162	0
	Public safety (30-day supply)	6,455	0	0	0	0
	State agency	1,200	1,050	24,400	668	0
	Total	163,040	246,350	678,892	48,436	204
Metro West	Community health center	31,160	14,350	15,500	10,314	0
	EMS (Private)	11,320	16,600	4,000	240	0
	Hospital	62,620	29,400	43,200	19,274	136
	Local BOH	1,920	17,500	14,200	160	0
	Local Municipalities (e.g. Fire, Police, Public EMS)	122,639	97,602	211,324	27,778	0
	Nursing home/Senior living	125,230	222,800	331,900	40,180	0
	Other (e.g. home and pediatric care)	86,431	319,430	537,150	46,473	0
	Public safety (30-day supply)	42,785	0	0	0	0
	State agency	2,543	7,000	25,000	4,290	0
	Total	486,648	724,682	1,182,274	148,709	136

Region	Entity	N95s/KN95s	Masks	Gloves	Gowns	Ventilators
Northeastern Massachusetts	Community health center	2,640	3,300	5,000	396	0
	EMS (Private)	2,000	6,900	10,200	120	0
	Hospital	29,730	32,800	11,600	2,242	117
	Local BOH	2,720	6,000	9,200	80	0
	Local Municipalities (e.g. Fire, Police, Public EMS)	46,577	51,558	265,300	14,131	0
	Nursing home/Senior living	52,405	137,500	153,400	17,276	0
	Other (e.g. home and pediatric care)	30,005	147,855	248,932	14,550	0
	Public safety (30-day supply)	32,820	0	0	0	0
	State agency	0	0	0	400	0
	Total	198,897	385,913	703,632	49,195	117
Southeastern Massachusetts	Community health center	11,150	17,400	12,400	485	0
	EMS (Private)	3,860	6,600	12,000	186	0
	Hospital	58,800	42,800	55,000	11,240	79
	Local BOH	3,540	8,000	27,600	396	0
	Local Municipalities (e.g. Fire, Police, Public EMS)	103,174	101,805	345,720	39,342	0
	Nursing home/Senior living	95,710	199,500	280,800	38,876	0
	Other (e.g. home and pediatric care)	60,723	314,880	610,788	41,849	0
	Public safety (30-day supply)	37,800	0	0	0	0
	State agency	3,870	6,800	25,700	2,240	0
	Total	378,627	697,785	1,370,008	134,614	79
Western Massachusetts	Community health center	7,600	18,850	21,000	2,226	0
	EMS (Private)	9,400	10,900	30,400	1,102	0
	Hospital	36,400	64,300	0	10,004	60
	Local BOH	2,805	11,600	5,000	300	0
	Local Municipalities (e.g. Fire, Police, Public EMS)	98,383	96,447	163,980	29,952	0
	Nursing home/Senior living	55,880	154,350	98,600	19,752	0
	Other (e.g. home and pediatric care)	31,189	138,050	177,250	13,083	0
	Public safety (30-day supply)	33,015	0	0	0	0
	State agency	300	2,300	3,400	150	0
	Total	274,972	496,797	499,630	76,569	60

Note: Total distributions include those from DPH and MEMA. Those state agencies which are not linked to specific geographies are tagged as state agencies. The "other" category includes all entities that cannot be classified as one of the 8 entity types.



PPE Distribution by Recipient Type and Geography

Cumulative PPE distribution as of 6/16/2020 at 12:00pm

Region	Entity	N95s/KN95s	Masks	Gloves	Gowns	Ventilators
State agency	Community health center	0	0	0	0	0
	EMS (Private)	0	0	0	0	0
	Hospital	0	0	0	0	0
	Local BOH	0	0	0	0	0
	Local Municipalities (e.g. Fire, Police, Public EMS)	0	0	0	0	0
	Nursing home/Senior living	960	0	1,200	600	0
	Other (e.g. home and pediatric care)	0	2,000	0	240	0
	Public safety (30-day supply)	0	0	0	0	0
	State agency	808,002	418,286	2,400,880	105,788	0
	Total	808,962	420,286	2,402,080	106,628	0
Massachusetts						
	Community health center	73,090	100,950	93,600	20,349	0
	EMS (Private)	35,380	44,300	61,600	2,548	0
	Hospital	249,780	228,400	217,700	57,446	679
	Local BOH	16,765	53,100	80,000	1,726	0
	Local Municipalities (e.g. Fire, Police, Public EMS)	512,008	422,096	1,512,194	153,702	0
	Nursing home/Senior living	413,585	950,200	1,046,200	148,374	0
	Other (e.g. home and pediatric care)	270,747	1,195,898	2,348,592	149,009	0
	Public safety (30-day supply)	167,325	0	0	0	0
	State agency	817,915	439,736	2,479,780	114,336	0
	Total	2,556,595	3,434,680	7,839,666	647,490	679

Note: Total distributions include those from DPH and MEMA. Those state agencies which are not linked to specific geographies are tagged as state agencies. The "other" category includes all entities that cannot be classified as one of the 8 entity types.