



Weekly COVID-19 Public Health Report

The Weekly COVID-19 Public Health Report includes enhanced, more granular information to be updated on a weekly, or biweekly basis, including town-by-town case and testing information, cases and deaths in Long Term Care Facilities, updates on nursing facility audit results, and more.





Table of Contents

Count and Rate (per 100,000) of Confirmed COVID-19 Cases and Persons Tested in MA by City/TownPage 3

Map of Count of Confirmed COVID-19 Cases in MA by City/Town.....Page 18

Map of Count of Persons Tested for COVID-19 (PCR only) per 100,000 populations.....Page 19

Map of Percent Positivity (PCR only) for COVID-19 in MA by City/Town.....Page 20

Massachusetts Residents Quarantined due to COVID-19.....Page 21

Massachusetts Residents Isolated due to COVID-19.....Page 22

COVID Cases and Facility-Reported Deaths in Long Term Care Facilities.....Page 23

Nursing Facilities Baseline Testing.....Page 31

Nursing Facilities Clinical Audits.....Page 44

COVID Cases in Assisted Living Residences.....Page 61

PPE Distribution by Recipient Type and Geography.....Page 66



Count and Rate (per 100,000) of Confirmed COVID-19 Cases and Persons Tested¹ in MA by City/Town, January 1, 2020 – June 3, 2020

City/Town	Count	Rate	Total Persons Tested	Tested Rate	Percent Positivity
Abington	230	1280.56	1433	7978.41	16.05%
Acton	152	640.48	1344	5663.19	11.31%
Acushnet	86	822.70	756	7232.09	11.38%
Adams	35	422.67	398	4806.36	8.79%
Agawam	440	1538.23	2339	8177.08	18.81%
Alford	<5	*	9	1929.48	*
Amesbury	170	1021.30	1279	7683.82	13.29%
Amherst	93	229.64	1208	2982.87	7.70%
Andover	299	830.21	2300	6386.21	13.00%
Aquinnah	0	0	16	6034.78	0%
Arlington	301	657.08	2539	5542.59	11.86%
Ashburnham	30	477.71	361	5748.50	8.31%
Ashby	15	433.84	170	4916.89	8.82%
Ashfield	<5	*	50	2915.65	*
Ashland	243	1246.62	1365	7002.59	17.80%
Athol	58	484.74	954	7973.18	6.08%
Attleboro	625	1350.83	3666	7923.44	17.05%
Auburn	205	1243.00	1377	8349.29	14.89%
Avon	68	1552.27	425	9701.66	16.00%
Ayer	114	1410.89	1748	21633.72	6.52%
Barnstable	349	778.23	2931	6535.78	11.91%
Barre	56	1007.60	350	6297.49	16.00%
Becket	12	666.50	87	4832.13	13.79%
Bedford	254	1705.11	2940	19736.33	8.64%
Belchertown	96	602.91	737	4628.60	13.03%



Count and Rate (per 100,000) of Confirmed COVID-19 Cases and Persons Tested¹ in MA by City/Town, January 1, 2020 – June 3, 2020

City/Town	Count	Rate	Total Persons Tested	Tested Rate	Percent Positivity
Bellingham	123	688.06	1027	5745.02	11.98%
Belmont	229	838.64	1474	5398.05	15.54%
Berkley	66	973.43	500	7374.45	13.20%
Berlin	22	688.95	197	6169.27	11.17%
Bernardston	6	286.94	107	5117.18	5.61%
Beverly	581	1411.34	3043	7391.91	19.09%
Billerica	515	1181.65	3383	7762.19	15.22%
Blackstone	44	486.49	555	6136.41	7.93%
Blandford	<5	*	41	3375.25	*
Bolton	12	237.50	221	4374.00	5.43%
Boston	13417	1930.59	62982	9062.57	21.30%
Bourne	151	721.80	1389	6639.58	10.87%
Boxborough	24	469.89	272	5325.41	8.82%
Boxford	39	505.36	408	5286.88	9.56%
Boylston	19	423.27	291	6482.70	6.53%
Braintree	793	2014.75	3578	9090.51	22.16%
Brewster	98	988.67	600	6053.06	16.33%
Bridgewater	345	1212.78	3332	11713.02	10.35%
Brimfield	6	161.06	147	3945.87	4.08%
Brockton	4064	4136.46	14563	14822.66	27.91%
Brookfield	20	546.19	159	4342.23	12.58%
Brookline	365	566.91	2808	4361.30	13.00%
Buckland	8	430.00	19	1021.25	42.11%
Burlington	258	933.31	1800	6511.48	14.33%
Cambridge	948	840.53	11894	10545.65	7.97%



Count and Rate (per 100,000) of Confirmed COVID-19 Cases and Persons Tested¹ in MA by City/Town, January 1, 2020 – June 3, 2020

City/Town	Count	Rate	Total Persons Tested	Tested Rate	Percent Positivity
Canton	282	1222.65	2250	9755.18	12.53%
Carlisle	15	314.55	202	4235.91	7.43%
Carver	57	468.12	727	5970.63	7.84%
Charlemont	<5	*	55	4616.99	*
Charlton	67	476.12	1038	7376.29	6.45%
Chatham	13	221.99	376	6420.61	3.46%
Chelmsford	320	889.34	3309	9196.37	9.67%
Chelsea	2779	7378.28	7094	18834.67	39.17%
Cheshire	<5	*	150	5031.20	*
Chester	<5	*	56	4126.36	*
Chesterfield	<5	*	48	3922.10	*
Chicopee	407	713.85	3421	6000.17	11.90%
Chilmark	<5	*	43	5557.09	*
Clarksburg	7	415.82	60	3564.21	11.67%
Clinton	227	1612.76	1281	9101.09	17.72%
Cohasset	24	324.35	383	5176.01	6.27%
Colrain	<5	*	63	3923.04	*
Concord	170	907.88	2014	10755.70	8.44%
Conway	<5	*	86	4435.95	*
Cummington	<5	*	47	5905.91	*
Dalton	9	137.99	407	6240.28	2.21%
Danvers	706	2472.35	3581	12540.35	19.72%
Dartmouth	365	991.32	3200	8691.07	11.41%
Dedham	371	1367.75	2332	8597.29	15.91%
Deerfield	8	150.02	222	4163.11	3.60%



Count and Rate (per 100,000) of Confirmed COVID-19 Cases and Persons Tested¹ in MA by City/Town, January 1, 2020 – June 3, 2020

City/Town	Count	Rate	Total Persons Tested	Tested Rate	Percent Positivity
Dennis	94	710.85	870	6579.14	10.80%
Dighton	57	726.51	558	7112.11	10.22%
Douglas	44	468.10	439	4670.38	10.02%
Dover	18	345.41	222	4260.06	8.11%
Dracut	447	1383.67	3373	10441.01	13.25%
Dudley	76	613.70	601	4853.09	12.65%
Dunstable	10	300.12	161	4831.86	6.21%
Duxbury	102	674.01	1243	8213.66	8.21%
East Bridgewater	174	1179.15	1162	7874.56	14.97%
East Brookfield	10	446.14	85	3792.19	11.76%
East Longmeadow	267	1578.53	1327	7845.33	20.12%
Eastham	10	215.22	204	4390.51	4.90%
Easthampton	79	487.25	884	5452.24	8.94%
Easton	259	1092.91	1885	7954.17	13.74%
Edgartown	7	170.66	237	5778.19	2.95%
Egremont	5	456.27	41	3741.43	12.20%
Erving	6	286.53	96	4584.45	6.25%
Essex	23	618.17	196	5267.84	11.73%
Everett	1647	3393.33	5575	11486.23	29.54%
Fairhaven	227	1416.05	1796	11203.61	12.64%
Fall River	1363	1523.80	9878	11043.39	13.80%
Falmouth	185	591.97	2258	7225.27	8.19%
Fitchburg	758	1798.22	4610	10936.43	16.44%
Florida	<5	*	31	3949.16	*
Foxborough	110	607.30	1149	6343.57	9.57%



Count and Rate (per 100,000) of Confirmed COVID-19 Cases and Persons Tested¹ in MA by City/Town, January 1, 2020 – June 3, 2020

City/Town	Count	Rate	Total Persons Tested	Tested Rate	Percent Positivity
Framingham	1681	2257.40	7577	10175.08	22.19%
Franklin	124	366.73	1752	5181.57	7.08%
Freetown	89	983.61	637	7040.01	13.97%
Gardner	190	950.48	2892	14467.31	6.57%
Georgetown	54	604.44	484	5417.60	11.16%
Gill	<5	*	49	2941.25	*
Gloucester	251	876.86	1659	5795.64	15.13%
Goshen	<5	*	22	1917.53	*
Gosnold	0	0	0	0	0%
Grafton	94	471.31	1089	5460.20	8.63%
Granby	28	455.91	255	4152.07	10.98%
Granville	10	642.55	77	4947.61	12.99%
Great Barrington	72	1059.49	741	10903.88	9.72%
Greenfield	193	1111.47	1266	7290.77	15.24%
Groton	40	343.48	644	5530.06	6.21%
Groveland	30	439.00	399	5838.74	7.52%
Hadley	42	730.39	464	8069.08	9.05%
Halifax	55	719.76	533	6975.16	10.32%
Hamilton	31	414.77	286	3826.59	10.84%
Hampden	83	1679.90	357	7225.58	23.25%
Hancock	<5	*	11	1692.56	*
Hanover	67	467.72	822	5738.29	8.15%
Hanson	98	915.31	741	6920.88	13.23%
Hardwick	9	271.78	138	4167.32	6.52%
Harvard	17	245.40	223	3219.13	7.62%



Count and Rate (per 100,000) of Confirmed COVID-19 Cases and Persons Tested¹ in MA by City/Town, January 1, 2020 – June 3, 2020

City/Town	Count	Rate	Total Persons Tested	Tested Rate	Percent Positivity
Harwich	121	963.14	857	6821.58	14.12%
Hatfield	16	492.74	168	5173.79	9.52%
Haverhill	1135	1723.73	6893	10468.44	16.47%
Hawley	0	0	5	1706.94	0%
Heath	0	0	18	2983.34	0%
Hingham	257	1080.39	1838	7726.69	13.98%
Hinsdale	<5	*	113	5313.47	*
Holbrook	187	1655.59	1009	8933.12	18.53%
Holden	102	540.80	1508	7995.38	6.76%
Holland	8	312.46	75	2929.33	10.67%
Holliston	56	406.25	769	5578.75	7.28%
Holyoke	842	2043.47	3450	8372.89	24.41%
Hopedale	39	686.74	389	6849.77	10.03%
Hopkinton	119	729.42	1072	6570.87	11.10%
Hubbardston	5	107.28	236	5063.60	2.12%
Hudson	179	854.56	1350	6444.99	13.26%
Hull	48	486.00	599	6064.91	8.01%
Huntington	14	633.09	112	5064.73	12.50%
Ipswich	66	490.82	887	6596.30	7.44%
Kingston	131	965.84	1109	8176.42	11.81%
Lakeville	55	487.13	688	6093.52	7.99%
Lancaster	87	1015.43	540	6302.67	16.11%
Lanesborough	8	262.63	153	5022.77	5.23%
Lawrence	3163	3587.15	11603	13158.92	27.26%
Lee	18	306.13	414	7041.06	4.35%



Count and Rate (per 100,000) of Confirmed COVID-19 Cases and Persons Tested¹ in MA by City/Town, January 1, 2020 – June 3, 2020

City/Town	Count	Rate	Total Persons Tested	Tested Rate	Percent Positivity
Leicester	147	1305.06	919	8158.83	16.00%
Lenox	13	266.47	605	12401.02	2.15%
Leominster	613	1510.15	4523	11142.57	13.55%
Leverett	<5	*	71	3515.08	*
Lexington	316	928.18	1981	5818.75	15.95%
Leyden	0	0	3	478.44	0%
Lincoln	36	416.04	483	5581.90	7.45%
Littleton	99	1018.71	578	5947.61	17.13%
Longmeadow	204	1315.30	1041	6711.91	19.60%
Lowell	2671	2285.67	15517	13278.43	17.21%
Ludlow	118	565.57	1408	6748.46	8.38%
Lunenburg	60	576.54	698	6707.08	8.60%
Lynn	3430	3399.30	11580	11476.34	29.62%
Lynnfield	90	772.60	849	7288.17	10.60%
Malden	1151	1698.80	5922	8740.48	19.44%
Manchester	19	384.12	191	3861.42	9.95%
Mansfield	158	668.47	1580	6684.68	10.00%
Marblehead	224	1165.60	1384	7201.74	16.18%
Marion	13	280.14	478	10300.60	2.72%
Marlborough	938	2159.35	4510	10382.37	20.80%
Marshfield	157	607.13	1604	6202.74	9.79%
Mashpee	54	351.15	1083	7042.59	4.99%
Mattapoisett	31	536.20	334	5777.12	9.28%
Maynard	69	661.26	708	6785.11	9.75%
Medfield	35	307.01	588	5157.72	5.95%



Count and Rate (per 100,000) of Confirmed COVID-19 Cases and Persons Tested¹ in MA by City/Town, January 1, 2020 – June 3, 2020

City/Town	Count	Rate	Total Persons Tested	Tested Rate	Percent Positivity
Medford	994	1634.48	5169	8499.63	19.23%
Medway	113	863.92	765	5848.65	14.77%
Melrose	239	826.36	1931	6676.53	12.38%
Mendon	27	466.07	297	5126.77	9.09%
Merrimac	34	532.08	411	6431.97	8.27%
Methuen	939	1753.47	5277	9854.16	17.79%
Middleborough	258	958.33	2158	8015.80	11.96%
Middlefield	0	0	9	1983.87	0%
Middleton	160	1550.49	824	7985.03	19.42%
Milford	617	2105.57	2945	10050.08	20.95%
Millbury	205	1501.05	1160	8493.76	17.67%
Millis	47	595.26	519	6573.19	9.06%
Millville	15	422.45	180	5069.34	8.33%
Milton	295	1030.40	1820	6357.02	16.21%
Monroe	0	0	4	4026.32	0%
Monson	34	403.07	370	4386.35	9.19%
Montague	25	292.45	477	5579.89	5.24%
Monterey	0	0	25	2679.37	0%
Montgomery	<5	*	9	1016.38	*
Mount Washington	0	0	2	1475.43	0%
Nahant	39	1191.96	259	7915.84	15.06%
Nantucket	13	114.64	629	5546.98	2.07%
Natick	412	1146.91	2315	6444.42	17.80%
Needham	318	1084.87	2062	7034.62	15.42%
New Ashford	0	0	5	2754.78	0%



Count and Rate (per 100,000) of Confirmed COVID-19 Cases and Persons Tested¹ in MA by City/Town, January 1, 2020 – June 3, 2020

City/Town	Count	Rate	Total Persons Tested	Tested Rate	Percent Positivity
New Bedford	1910	1918.54	10970	11019.02	17.41%
New Braintree	<5	*	42	3966.95	*
New Marlborough	6	392.17	44	2875.89	13.64%
New Salem	<5	*	47	4763.34	*
Newbury	13	195.53	334	5023.55	3.89%
Newburyport	81	454.96	1275	7161.43	6.35%
Newton	760	828.54	6023	6566.18	12.62%
Norfolk	24	194.40	1591	12886.95	1.51%
North Adams	46	352.30	649	4970.50	7.09%
North Andover	326	1077.74	2762	9131.00	11.80%
North Attleborough	248	820.78	1794	5937.45	13.82%
North Brookfield	14	301.29	216	4648.52	6.48%
North Reading	184	1112.81	944	5709.18	19.49%
Northampton	269	920.24	2143	7331.15	12.55%
Northborough	220	1606.92	1227	8962.22	17.93%
Northbridge	304	1690.36	1486	8262.76	20.46%
Northfield	<5	*	137	4600.01	*
Norton	126	634.35	1352	6806.66	9.32%
Norwell	119	1111.64	734	6856.67	16.21%
Norwood	563	1869.67	3309	10988.88	17.01%
Oak Bluffs	5	96.73	268	5184.81	1.87%
Oakham	6	283.98	107	5064.34	5.61%
Orange	39	477.78	564	6909.40	6.91%
Orleans	16	283.29	288	5099.15	5.56%
Otis	<5	*	55	2960.41	*



Count and Rate (per 100,000) of Confirmed COVID-19 Cases and Persons Tested¹ in MA by City/Town, January 1, 2020 – June 3, 2020

City/Town	Count	Rate	Total Persons Tested	Tested Rate	Percent Positivity
Oxford	67	486.12	831	6029.32	8.06%
Palmer	45	378.33	643	5405.90	7.00%
Paxton	31	626.36	259	5233.10	11.97%
Peabody	947	1698.18	4788	8585.92	19.78%
Pelham	<5	*	61	4892.41	*
Pembroke	89	476.62	1092	5847.96	8.15%
Pepperell	49	398.99	561	4568.06	8.73%
Peru	<5	*	41	4876.28	*
Petersham	7	552.57	83	6551.94	8.43%
Phillipston	15	875.04	106	6183.62	14.15%
Pittsfield	168	379.42	3639	8218.55	4.62%
Plainfield	<5	*	29	4595.10	*
Plainville	64	701.47	563	6170.74	11.37%
Plymouth	545	878.52	4758	7669.73	11.45%
Plympton	9	301.10	166	5553.55	5.42%
Princeton	6	183.92	188	5762.72	3.19%
Provincetown	22	838.46	267	10175.81	8.24%
Quincy	1107	1094.52	7170	7089.16	15.44%
Randolph	912	2665.18	3917	11446.85	23.28%
Raynham	227	1519.71	1415	9473.09	16.04%
Reading	291	1058.80	1860	6767.59	15.65%
Rehoboth	58	459.74	619	4906.51	9.37%
Revere	1667	2736.54	6403	10511.14	26.03%
Richmond	5	376.53	49	3690.03	10.20%
Rochester	33	585.36	339	6013.21	9.73%



Count and Rate (per 100,000) of Confirmed COVID-19 Cases and Persons Tested¹ in MA by City/Town, January 1, 2020 – June 3, 2020

City/Town	Count	Rate	Total Persons Tested	Tested Rate	Percent Positivity
Rockland	284	1574.59	1534	8505.00	18.51%
Rockport	76	1159.56	385	5874.10	19.74%
Rowe	0	0	16	4673.23	0%
Rowley	39	631.72	372	6025.67	10.48%
Royalston	<5	*	59	4627.41	*
Russell	11	582.93	81	4292.45	13.58%
Rutland	52	577.20	513	5694.28	10.14%
Salem	607	1348.33	3727	8278.81	16.29%
Salisbury	51	576.88	539	6096.87	9.46%
Sandisfield	<5	*	116	12418.31	*
Sandwich	90	427.86	1083	5148.63	8.31%
Saugus	526	1850.46	2616	9203.04	20.11%
Savoy	<5	*	31	4902.85	*
Scituate	173	954.67	1150	6346.05	15.04%
Seekonk	76	542.77	725	5177.71	10.48%
Sharon	142	775.50	1140	6225.86	12.46%
Sheffield	15	485.90	156	5053.40	9.62%
Shelburne	8	432.60	178	9625.40	4.49%
Sherborn	13	338.78	154	4013.21	8.44%
Shirley	173	2052.42	2254	26740.76	7.68%
Shrewsbury	307	779.21	2563	6505.26	11.98%
Shutesbury	<5	*	56	3188.83	*
Somerset	197	1064.43	1982	10709.13	9.94%
Somerville	882	1152.36	7879	10294.18	11.19%
South Hadley	137	756.94	924	5105.22	14.83%



Count and Rate (per 100,000) of Confirmed COVID-19 Cases and Persons Tested¹ in MA by City/Town, January 1, 2020 – June 3, 2020

City/Town	Count	Rate	Total Persons Tested	Tested Rate	Percent Positivity
Southampton	29	482.89	284	4728.96	10.21%
Southborough	40	411.41	542	5574.59	7.38%
Southbridge	133	789.63	778	4619.06	17.10%
Southwick	48	490.13	462	4717.48	10.39%
Spencer	48	416.66	672	5833.22	7.14%
Springfield	2573	1625.06	12594	7954.12	20.43%
Sterling	114	1447.92	645	8192.19	17.67%
Stockbridge	14	802.96	130	7456.06	10.77%
Stoneham	363	1627.51	2042	9155.33	17.78%
Stoughton	591	2136.85	2854	10319.06	20.71%
Stow	28	388.36	339	4701.96	8.26%
Sturbridge	36	344.76	357	3418.85	10.08%
Sudbury	188	1050.05	1135	6339.41	16.56%
Sunderland	9	236.75	144	3788.00	6.25%
Sutton	51	567.64	479	5331.39	10.65%
Swampscott	123	897.37	1152	8404.67	10.68%
Swansea	126	789.00	1350	8453.62	9.33%
Taunton	934	1630.62	5846	10206.22	15.98%
Templeton	119	1332.44	681	7625.16	17.47%
Tewksbury	574	1864.20	3281	10655.83	17.49%
Tisbury	7	168.21	319	7665.78	2.19%
Tolland	<5	*	8	1895.26	*
Topsfield	110	1882.29	471	8059.64	23.35%
Townsend	30	327.91	460	5027.92	6.52%
Truro	9	455.74	87	4405.45	10.34%



Count and Rate (per 100,000) of Confirmed COVID-19 Cases and Persons Tested¹ in MA by City/Town, January 1, 2020 – June 3, 2020

City/Town	Count	Rate	Total Persons Tested	Tested Rate	Percent Positivity
Tyngsborough	86	717.21	862	7188.82	9.98%
Tyringham	<5	*	17	6770.76	*
Upton	24	265.46	333	3683.22	7.21%
Uxbridge	67	434.69	765	4963.25	8.76%
Wakefield	299	1107.21	2416	8946.55	12.38%
Wales	<5	*	63	3305.55	*
Walpole	227	876.42	2339	9030.64	9.71%
Waltham	1170	1755.19	5251	7877.34	22.28%
Ware	28	276.17	492	4852.66	5.69%
Wareham	208	868.45	1789	7469.48	11.63%
Warren	19	350.43	185	3412.04	10.27%
Warwick	0	0	38	5069.95	0%
Washington	<5	*	22	4816.63	*
Watertown	367	1106.33	2455	7400.66	14.95%
Wayland	107	805.60	900	6776.08	11.89%
Webster	189	1099.41	1517	8824.38	12.46%
Wellesley	223	749.97	1502	5051.34	14.85%
Wellfleet	<5	*	126	4567.38	*
Wendell	0	0	35	4791.72	0%
Wenham	19	364.96	188	3611.16	10.11%
West Boylston	41	522.28	578	7362.87	7.09%
West Bridgewater	143	1973.09	656	9051.37	21.80%
West Brookfield	17	458.27	345	9300.25	4.93%
West Newbury	8	196.01	166	4067.13	4.82%
West Springfield	352	1194.96	2150	7298.74	16.37%



Count and Rate (per 100,000) of Confirmed COVID-19 Cases and Persons Tested¹ in MA by City/Town, January 1, 2020 – June 3, 2020

City/Town	Count	Rate	Total Persons Tested	Tested Rate	Percent Positivity
West Stockbridge	5	418.16	51	4265.28	9.80%
West Tisbury	7	242.81	112	3884.88	6.25%
Westborough	333	1767.31	1598	8480.98	20.84%
Westfield	428	1029.38	2621	6303.75	16.33%
Westford	134	579.10	1469	6348.49	9.12%
Westhampton	5	293.92	51	2998.00	9.80%
Westminster	32	436.43	471	6423.77	6.79%
Weston	106	955.49	913	8229.86	11.61%
Westport	87	522.71	1091	6554.96	7.97%
Westwood	122	827.72	1038	7042.36	11.75%
Weymouth	682	1216.48	4635	8267.44	14.71%
Whately	<5	*	33	2244.82	*
Whitman	185	1199.76	1140	7393.10	16.23%
Wilbraham	216	1485.31	942	6477.59	22.93%
Williamsburg	10	405.37	183	7418.34	5.46%
Williamstown	83	1126.38	586	7952.51	14.16%
Wilmington	323	1325.23	1780	7303.11	18.15%
Winchendon	87	809.56	797	7416.27	10.92%
Winchester	113	506.19	1526	6835.77	7.40%
Windsor	0	0	33	3863.29	0%
Winthrop	245	1299.93	1492	7916.29	16.42%
Woburn	586	1412.36	3471	8365.68	16.88%
Worcester	4910	2559.04	21914	11421.36	22.41%
Worthington	0	0	47	4432.56	0%
Wrentham	189	1676.35	1277	11326.47	14.80%



Count and Rate (per 100,000) of Confirmed COVID-19 Cases and Persons Tested¹ in MA by City/Town, January 1, 2020 – June 3, 2020

City/Town	Count	Rate	Total Persons Tested	Tested Rate	Percent Positivity
Yarmouth	108	449.56	1555	6472.89	6.95%
Unknown²	271	*	28433	*	*
State Total	97964	1406.16	614133	8815.15	15.95%

Data are current as of 10:00 am on 6/3/2020; For populations <50,000, <5 cases are reported as such or suppressed for confidentiality purposes.

¹Please note these numbers and rates reflect the number of persons tested, not the total tests performed, by city/town. One person may have multiple tests.

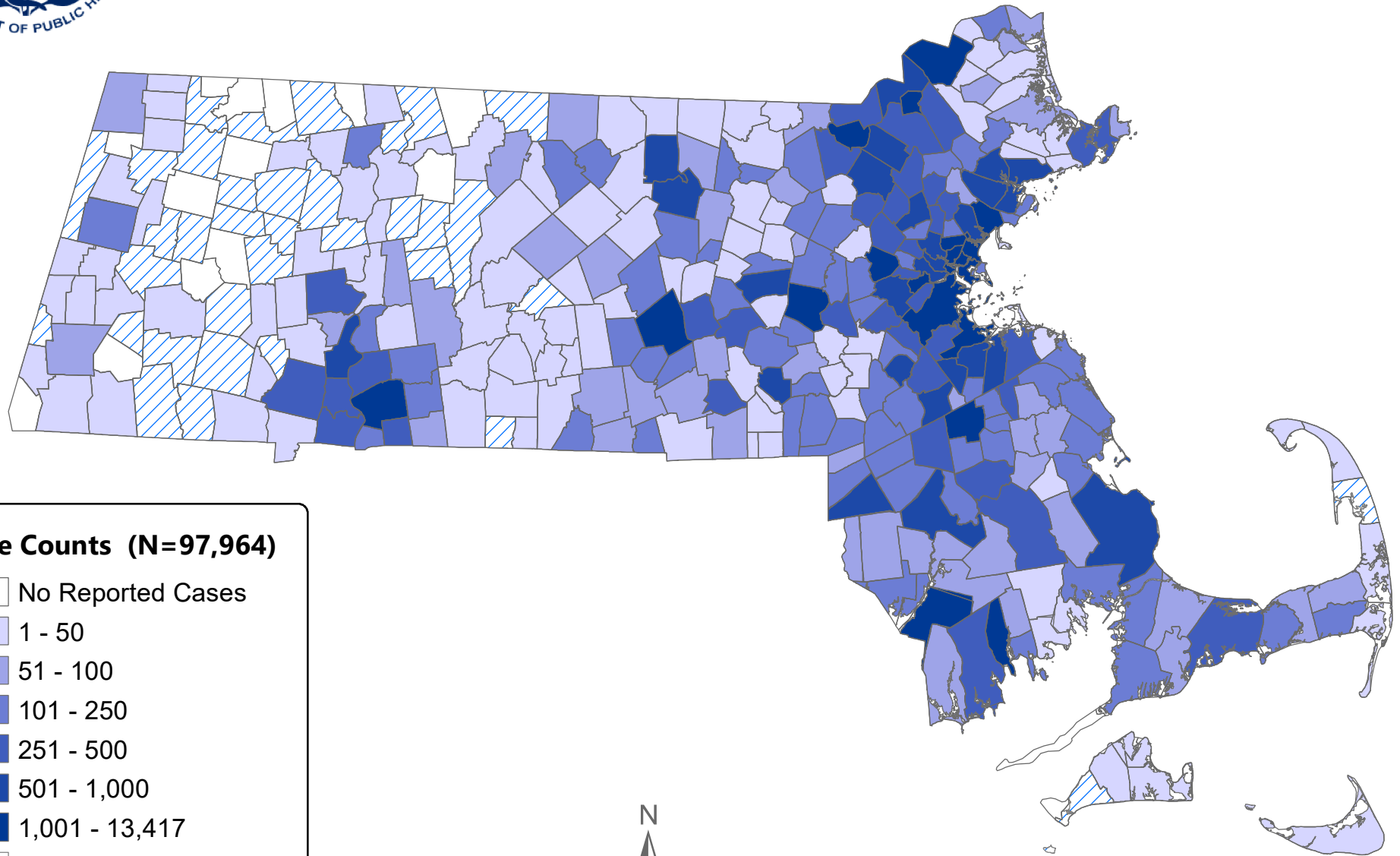
²Address information for these cases are currently being obtained.

Bureau of Infectious Disease and Laboratory Sciences calculates rates per 100,000 population using denominators estimated by the University of Massachusetts Donahue Institute using a modified Hamilton-Perry model (Strate S, et al. Small Area Population Estimates for 2011 through 2020, report published Oct 2016.)

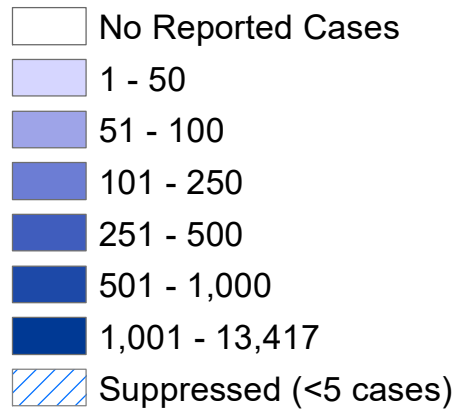
Please note: Data for these tables are based on information available in the DPH surveillance database at a single point in time. Case counts for specific cities and towns change throughout the day as data cleaning occurs (removal of duplicate reports within the system) and new demographic information (assigning cases to their city or town of residence) is obtained.



Count of Confirmed COVID-19 Cases in MA by City/Town 1/1/2020 - 6/3/2020



Case Counts (N=97,964)



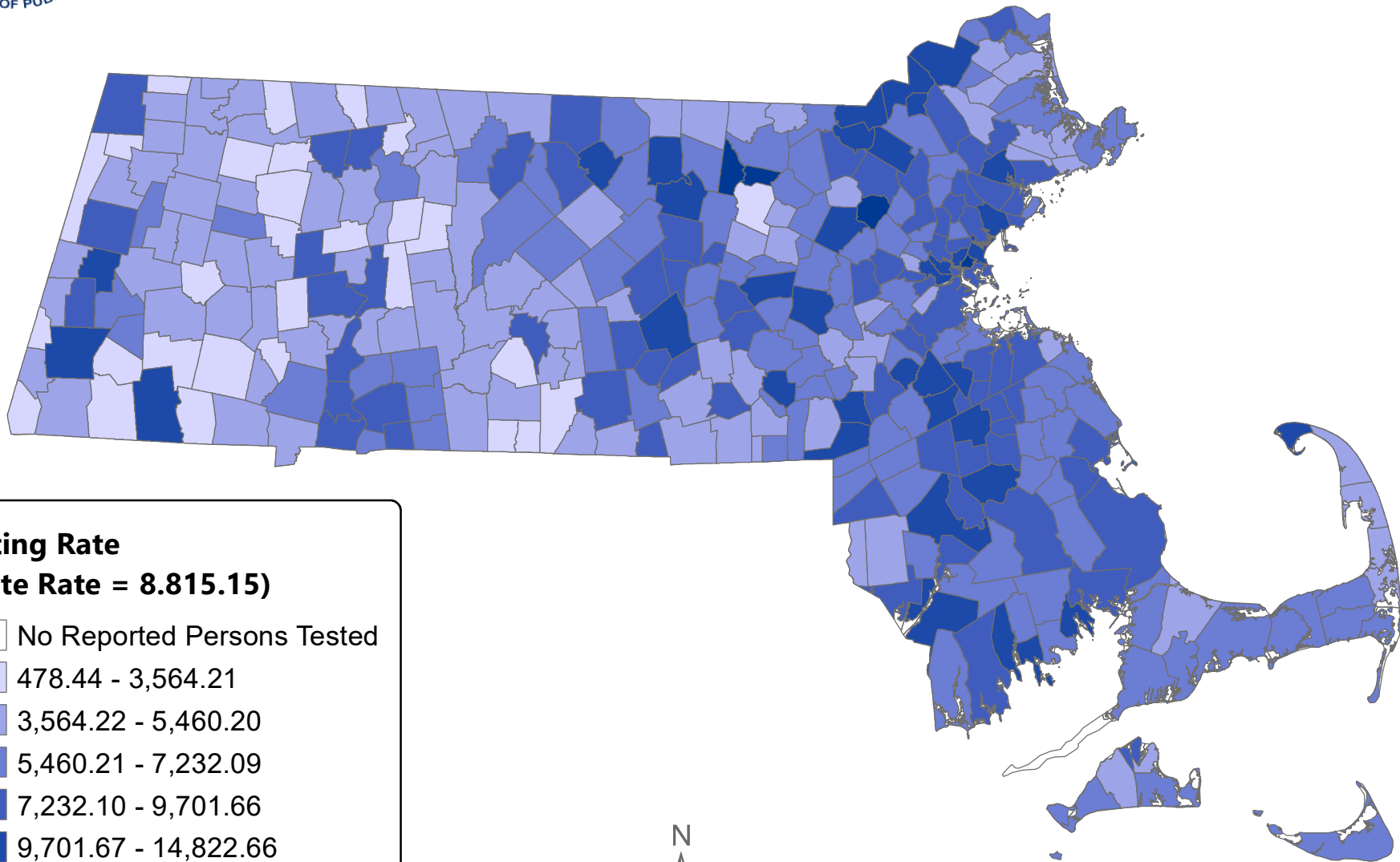
* Unknown Official City/Town (N = 271)
Cases are excluded when City/Town is unknown

Bureau of Infectious Disease and Laboratory Sciences

* Data as of 03JUNE2020
and are subject to change.



Testing Rate (per 100,000, PCR only) for COVID-19 in MA by City/Town 1/1/2020 - 6/3/2020



Testing Rate (State Rate = 8.815.15)



1 inch = 20 miles

Bureau of Infectious Disease and Laboratory Sciences

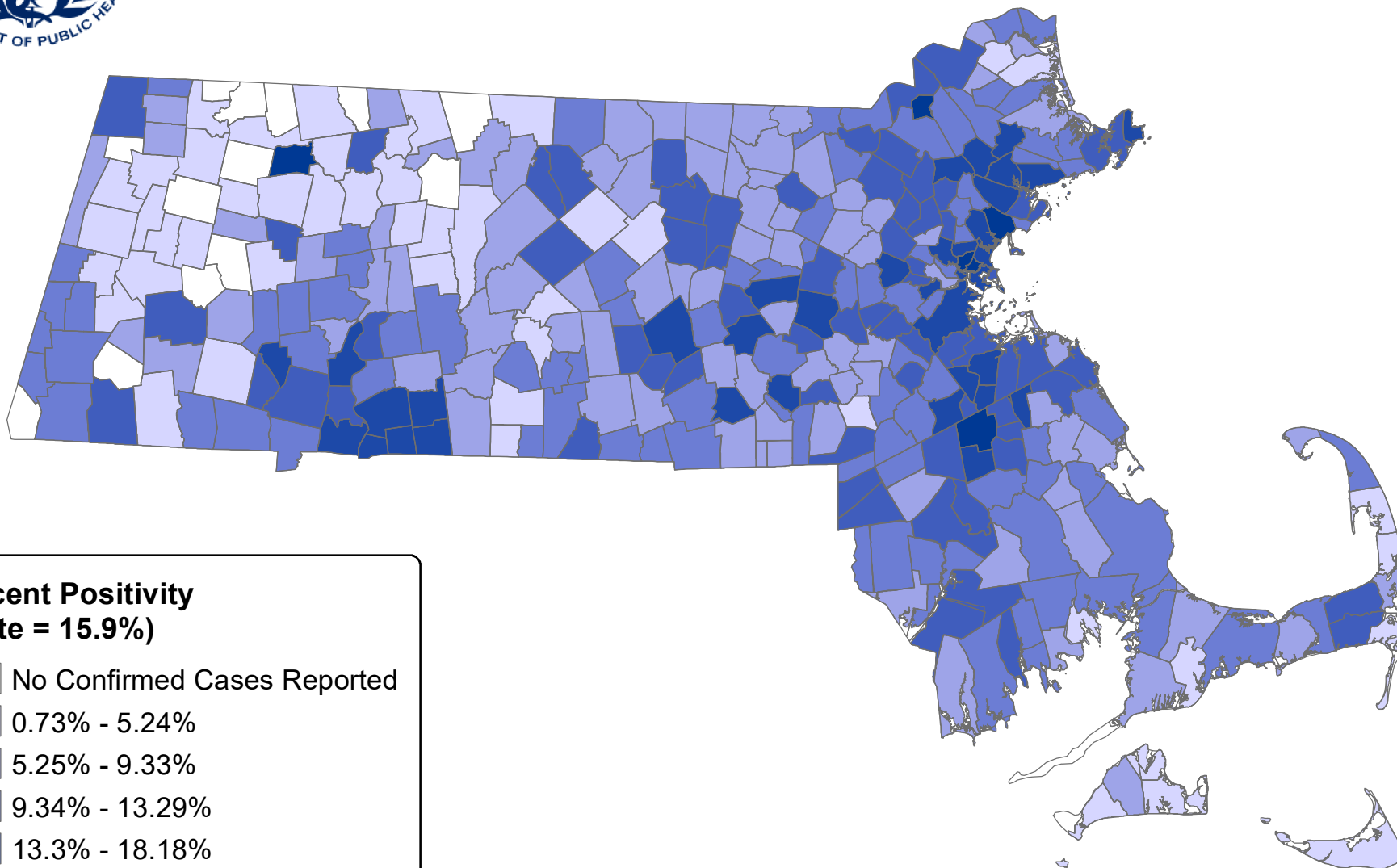
* Unknown Official City/Town (N = 28,433)
Cases are excluded when City/Town is unknown.

* Data as of 03JUNE2020
and are subject to change.




Percent Positivity (PCR only) for COVID-19 in MA by City/Town

1/1/2020 - 6/3/2020



Percent Positivity (State = 15.9%)



1 inch = 20 miles

Bureau of Infectious Disease and Laboratory Sciences

* Unknown Official City/Town (N = 271)
Cases are excluded when City/Town is unknown.

* Data as of 03JUNE2020
and are subject to change.



Massachusetts Residents Quarantined due to COVID-19

Data are accurate as of 6/2/2020 at 5p.m.

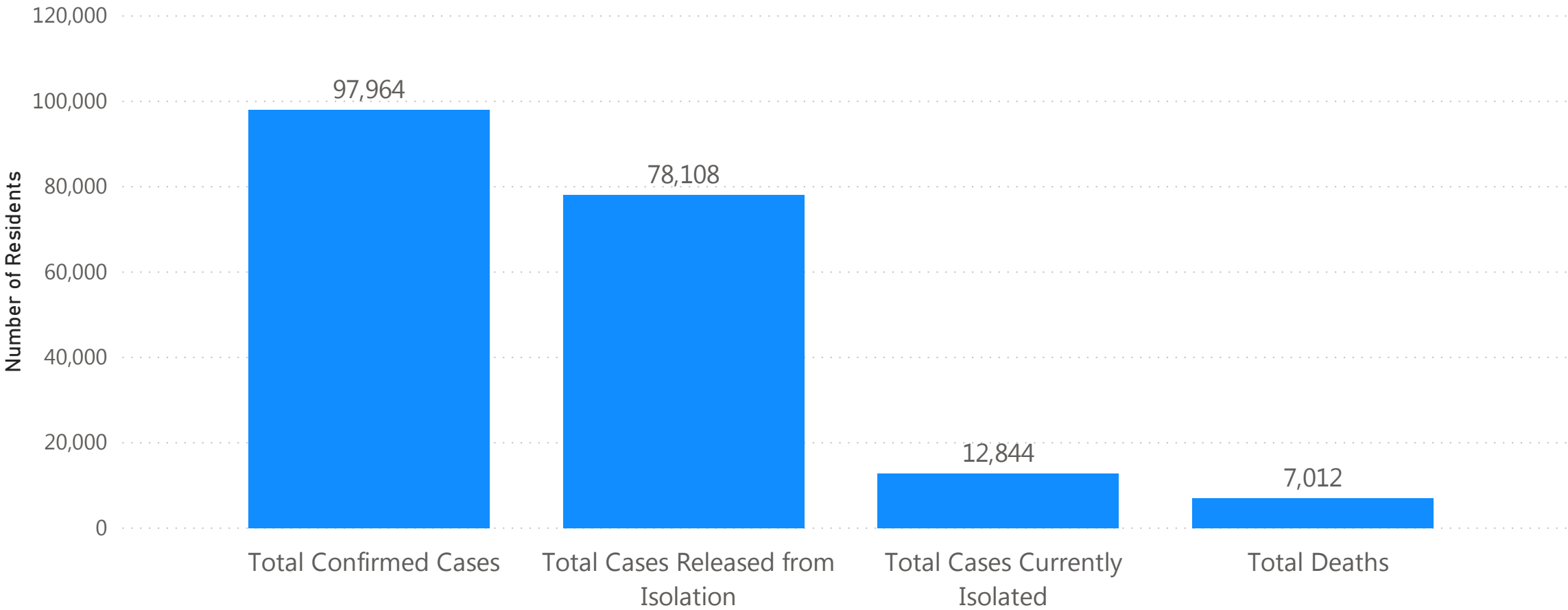
Massachusetts Residents Subject to COVID-19 Quarantine by Current Status as of June 3, 2020	Number of Residents
Total of Individuals who have Completed Monitoring (no longer in Quarantine)	55,429
Total of Individuals Currently Undergoing Monitoring/Under Quarantine	8,781
Total of Individuals Subject to Quarantine	64,210

Learn more about [quarantine or self monitoring](#).



Massachusetts Residents Isolated due to COVID-19

Status of all Confirmed COVID-19 Cases as of June 3, 2020



NOTE: Individuals who had a confirmed case of COVID-19 and are no longer in isolation are considered for purposes of this report to be recovered. As part of this definition, DPH is counting people as released from isolation after 21 days of illness or 21 days past the date of their test in all settings including nursing homes and state facilities.



Massachusetts Department of Public Health COVID-19 Dashboard - Wednesday, June 03, 2020

COVID Cases and Facility-Reported Deaths in Long Term Care Facilities (1/8)

Data collected as of 6/2/2020

Facility	County	Total licensed beds	Number of Cases*	COVID-19 Deaths**
16 Acres Healthcare Center	Hampden	120	> 30	16
Aberjona Nursing Center	Middlesex	123	> 30	6
Academy Manor	Essex	174	> 30	22
Advinia Care at Provincetown	Barnstable	41	0	0
Advinia Care at Wilmington	Middlesex	142	> 30	30
Advocate Health Care	Suffolk	190	> 30	17
Agawam Health Care	Hampden	176	> 30	23
Alden Court Nursing Care & Rehab	Bristol	142	11-30	1-4
Alliance Health at Abbott	Essex	55	11-30	1-4
Alliance Health at Baldwinville	Worcester	94	> 30	15
Alliance Health at Braintree	Norfolk	101	> 30	20
Alliance Health at Devereux	Essex	64	> 30	18
Alliance Health at Marie Esther	Middlesex	78	1-10	0
Alliance Health at Marina Bay	Norfolk	167	> 30	22
Alliance Health at Rosewood	Essex	135	> 30	20
Alliance Health at West Acres	Plymouth	130	> 30	36
Ann'S Rest Home	Suffolk	13	0	0
Apple Valley Center	Middlesex	123	11-30	0
Applewood-A Home For Elders	Worcester	32	0	0
Armenian Nursing & Rehab Center	Suffolk	83	> 30	28
Arnold House Inc	Middlesex	22	0	0
Attleboro Health Care	Bristol	120	> 30	15
Baker-Katz Skilled Nursing and Rehab	Essex	77	> 30	10
Bay Path	Plymouth	120	> 30	1-4
Baypointe Rehab Center	Plymouth	169	> 30	41
Bear Hill Rehabilitation and Nursing Center	Middlesex	169	> 30	27
Bear Mountain Healthcare at Andover	Essex	135	> 30	13
Bear Mountain Healthcare at Reading	Middlesex	123	> 30	31

Facility	County	Total licensed beds	Number of Cases*	COVID-19 Deaths**
Bear Mountain Healthcare at Sudbury	Middlesex	142	> 30	11
Bear Mountain Healthcare at West Springfield	Hampden	168	> 30	8
Bear Mountain Healthcare at Worcester	Worcester	173	> 30	9
Beaumont at University Campus	Worcester	164	11-30	22
Beaumont Rehab & Skilled Nursing Center - Natick	Middlesex	53	> 30	10
Beaumont Rehabilitation and Skilled Nursing Center - Northborough	Worcester	96	> 30	30
Beaumont Rehabilitation and Skilled Nursing Center - Northbridge	Worcester	154	> 30	34
Beaumont Rehabilitation and Skilled Nursing Center - Westborough	Worcester	152	> 30	31
Beaven Kelly Home	Hampden	57	0	0
Belmont Manor Nursing Home	Middlesex	156	> 30	55
Belvidere Health Center	Middlesex	115	> 30	12
Benchmark SNR Living at the Commons	Middlesex	81	11-30	0
Benjamin Healthcare Center	Suffolk	205	> 30	13
Berkshire Place	Berkshire	54	0	0
Berkshire Rehab and Skilled Nursing Care Center	Berkshire	57	1-10	0
Bethany Skilled Nursing Facility	Middlesex	169	> 30	17
Blair House of Milford	Worcester	73	> 30	17
Blaire House at Tewksbury	Middlesex	131	> 30	21
Blaire House of Worcester	Worcester	75	11-30	24
Blue Hills Health and Rehab Stoughton	Norfolk	92	> 30	15
Blueberry Hill Rehabilitation and Healthcare Center	Essex	132	> 30	15
Bostonian Nursing and Rehab	Suffolk	121	11-30	10
Bourne Manor Extended Care Facility	Barnstable	142	1-10	0
Braintree Manor HealthCare	Norfolk	177	> 30	14
Brandon Woods of Dartmouth	Bristol	118	> 30	22
Brandon Woods of New Bedford	Bristol	135	> 30	1-4
Briarwood Rehabilitation & Healthcare Center	Norfolk	120	> 30	29
Bridgewater Nursing Home	Plymouth	43	0	0

*Staff and residents; **Cumulative COVID-19 deaths – includes residents only. PLEASE NOTE: This list includes nursing homes, rest homes, and skilled nursing facilities; reported COVID-19 cases to date represent both staff and residents. The number of cases for a facility relies on the amount of testing conducted; facilities not included on this list may have COVID-19 cases that have not yet been identified. As of May 25th 344 nursing homes reported that at least 90% of staff and 90% of residents had been tested. ALSO: Data on deaths is self-reported by each facility. In accordance with long-term care regulations, nursing homes and rest homes must report deaths due to any cause in any resident, either confirmed COVID-19 positive, or suspected to have COVID-19, even if the individual was never tested. When the number of deaths is between 1-4 residents, the number is suppressed and reported as fewer than 5, to protect possible resident identification. Sources: MAVEN for confirmed cases in nursing facilities and DPH Bureau of Health Care Safety and Quality's Health Care Facility Reporting System for cases in Rest Homes where MAVEN data are unavailable; Individual facilities reported resident deaths to DPH Bureau of Health Care Safety and Quality's Health Care Facility Reporting System



Massachusetts Department of Public Health COVID-19 Dashboard - Wednesday, June 03, 2020

COVID Cases and Facility-Reported Deaths in Long Term Care Facilities (2/8)

Data collected as of 6/2/2020

Facility	County	Total licensed beds	Number of Cases*	COVID-19 Deaths**
Brigham Health and Rehab Center	Essex	64	1-10	0
Brighton House Rehabilitation & Nursing Center	Suffolk	78	> 30	16
Brockton Health Center	Plymouth	123	> 30	21
Brook Haven Assisted Living, Llc	Worcester	34	0	0
Brookhaven at Lexington	Middlesex	49	1-10	1-4
Brookhouse Home For Aged Women In S	Essex	36	0	0
Brookside Rehab and Healthcare Center	Worcester	81	0	0
Brush Hill Care Center	Norfolk	160	> 30	5
Buckley-Greenfield Healthcare Center	Franklin	120	> 30	16
Burgoyne Rest Home	Suffolk	11	0	0
Caldwell Home - Extended Care	Worcester	28	0	0
Cambridge Rehab & Nursing Center	Middlesex	83	> 30	19
Campion Health & Wellness, Inc.	Middlesex	70	11-30	0
Cape Heritage Rehab and Health Care Center	Barnstable	123	1-10	0
Cape Regency Rehabilitation & Health Care Center	Barnstable	120	> 30	16
Cape Winds Rest Home Of Hyannis	Barnstable	37	0	0
Cape Winds Rest Home Of Sandwich	Barnstable	20	0	0
Cardigan Nursing & Rehab Center	Plymouth	65	11-30	1-4
Care One at New Bedford	Bristol	154	> 30	9
CareOne at Brookline	Norfolk	120	> 30	24
CareOne at Concord	Middlesex	135	> 30	24
CareOne at Essex Park	Essex	202	> 30	32
CareOne at Holyoke	Hampden	164	> 30	18
CareOne at Lexington	Middlesex	211	> 30	20
CareOne at Lowell	Middlesex	160	> 30	19
CareOne at Millbury	Worcester	154	> 30	28
CareOne at Newton	Middlesex	202	> 30	28
CareOne at Northampton	Hampshire	125	> 30	22

Facility	County	Total licensed beds	Number of Cases*	COVID-19 Deaths**
CareOne at Peabody	Essex	150	> 30	27
CareOne at Randolph	Norfolk	168	> 30	37
CareOne at Redstone	Hampden	254	> 30	13
CareOne at Weymouth	Norfolk	154	> 30	26
CareOne at Wilmington	Middlesex	132	> 30	33
Carleton-Willard Village	Middlesex	179	> 30	14
Carlyle House	Middlesex	55	> 30	9
Carvalho Grove Health and Rehab Center	Bristol	112	1-10	1-4
Casa de Ramana Rehabilitation Center	Middlesex	124	> 30	7
Catholic Memorial Home	Bristol	300	1-10	0
Cedar View Rehabilitation and Healthcare Center	Essex	106	> 30	23
Cedarwood Gardens	Norfolk	82	1-10	1-4
Center for Extended Care at Amherst	Hampshire	134	> 30	20
Chapin Center	Hampden	160	> 30	20
Charlene Manor & Extended Care Facility	Franklin	123	11-30	9
Charlton Manor Rest Home	Worcester	32	0	0
Chestnut Hill of East Longmeadow	Hampden	135	0	0
Chestnut Woods Rehab	Essex	88	> 30	16
Chetwynde Healthcare	Middlesex	75	> 30	16
Chicopee Rehab and Nursing Center	Hampden	68	1-10	0
Chilton House Rest Home (The)	Plymouth	36	0	0
Christopher House of Worcester	Worcester	156	> 30	11
Clifton Rehab and Nursing Center	Bristol	142	1-10	0
Coleman House	Worcester	22	> 30	17
Colony Center for Health & Rehabilitation	Plymouth	92	> 30	10
Commons Residence at Orchard Cove	Norfolk	45	> 30	12
Continuing Care 2 At Brooksby Vlg	Essex	16	0	0
Continuing Care at Brooksby Village	Essex	0	1-10	0

*Staff and residents; **Cumulative COVID-19 deaths – includes residents only. PLEASE NOTE: This list includes nursing homes, rest homes, and skilled nursing facilities; reported COVID-19 cases to date represent both staff and residents. The number of cases for a facility relies on the amount of testing conducted; facilities not included on this list may have COVID-19 cases that have not yet been identified. As of May 25th 344 nursing homes reported that at least 90% of staff and 90% of residents had been tested. ALSO: Data on deaths is self-reported by each facility. In accordance with long-term care regulations, nursing homes and rest homes must report deaths due to any cause in any resident, either confirmed COVID-19 positive, or suspected to have COVID-19, even if the individual was never tested. When the number of deaths is between 1-4 residents, the number is suppressed and reported as fewer than 5, to protect possible resident identification. Sources: MAVEN for confirmed cases in nursing facilities and DPH Bureau of Health Care Safety and Quality's Health Care Facility Reporting System for cases in Rest Homes where MAVEN data are unavailable; Individual facilities reported resident deaths to DPH Bureau of Health Care Safety and Quality's Health Care Facility Reporting System

24



Massachusetts Department of Public Health COVID-19 Dashboard - Wednesday, June 03, 2020

COVID Cases and Facility-Reported Deaths in Long Term Care Facilities (3/8)

Data collected as of 6/2/2020

Facility	County	Total licensed beds	Number of Cases*	COVID-19 Deaths**
Copley at Stoughton	Norfolk	123	> 30	12
Country Center for Health & Rehabilitation	Essex	111	1-10	0
Country Gardens Health and Rehab	Bristol	86	1-10	1-4
Countryside Health Care of Milford	Worcester	109	> 30	9
Courtyard Nursing Care Center	Middlesex	224	> 30	60
Craneville Place Rehab and Skilled Care Center	Berkshire	89	1-10	0
Crescent Manor Rest Home, Inc	Worcester	58	0	0
Cushing Manor Comm Support Facility	Suffolk	36	1-10	0
Daggett-Crandall Newcomb Home	Bristol	30	0	0
Dalton Rest Home	Worcester	34	0	0
Dartmouth Manor Rest Home	Bristol	25	0	0
Davenport Memorial Home	Middlesex	18	0	0
Day Brook Village Senior Living	Hampden	92	> 30	22
Dedham Healthcare	Norfolk	145	> 30	15
Den-Mar Health and Rehab Center	Essex	76	> 30	13
Dexter House Healthcare	Middlesex	130	> 30	20
Dodge Park Rest Home, Inc.	Worcester	60	0	0
Donna Kay Rest Home	Worcester	60	0	0
Doolittle Home, The	Norfolk	32	0	0
Dwyer Home	Norfolk	50	1-10	1-4
D'Youville Center for Advanced Therapy	Middlesex	33	1-10	1-4
D'Youville Senior Care	Middlesex	208	> 30	8
East Longmeadow Skilled Nursing Center	Hampden	119	> 30	21
Eastpointe Rehabilitation	Suffolk	195	> 30	47
Elaine Center at Hadley	Hampshire	154	11-30	7
Eliot Center for Health and Rehab	Middlesex	114	> 30	9
Elizabeth Catherine Rest Home	Norfolk	26	0	0
Elizabeth Seton Residence	Norfolk	84	> 30	16

Facility	County	Total licensed beds	Number of Cases*	COVID-19 Deaths**
Ellen Rice Rest Home, Inc.	Hampden	12	0	0
Elmhurst Healthcare	Middlesex	45	11-30	1-4
Emerson Rehabilitation & Transitional Care Unit	Middlesex	20	0	0
Fairhaven Healthcare Center of Lowell	Middlesex	169	> 30	25
Fairmount Rest Home, Inc.	Suffolk	32	11-30	0
Fairview Commons Nursing & Rehabilitation	Berkshire	146	1-10	1-4
Fall River Healthcare	Bristol	176	> 30	12
Fall River Jewish Home, Inc.	Bristol	62	1-10	0
Farren Care Center	Franklin	122	0	0
Fitch Home, Inc. (The)	Middlesex	26	1-10	0
Fitchburg HealthCare	Worcester	160	> 30	22
Fitchburg Rehab and Nursing Center	Worcester	87	1-10	0
Fuller House Of Stoneham Rest Home	Middlesex	13	0	0
Garden Place Health Care	Bristol	133	> 30	13
Gardner Rehabilitation And Nursing Center	Worcester	124	0	0
German Centre for Extended Care	Suffolk	133	> 30	20
German Home The	Essex	31	0	0
Glen Ridge Nursing Care Center	Middlesex	164	> 30	26
Gloucester HealthCare	Essex	101	> 30	15
Governor's Center	Hampden	100	> 30	12
Greenwood Nursing and Rehab Center	Middlesex	36	11-30	5
Halcyon House	Essex	20	1-10	0
Hale House	Suffolk	60	0	0
Hancock Park Rehabilitation & Nursing Center	Norfolk	142	> 30	16
Hannah B G Shaw Home for the Aged	Plymouth	107	0	0
Hannah Duston Healthcare Center	Essex	128	11-30	7
Harbor House Nursing & Rehab Center	Plymouth	142	> 30	23
Hathaway Manor Extended Care	Bristol	142	> 30	14

*Staff and residents; **Cumulative COVID-19 deaths – includes residents only. PLEASE NOTE: This list includes nursing homes, rest homes, and skilled nursing facilities; reported COVID-19 cases to date represent both staff and residents. The number of cases for a facility relies on the amount of testing conducted; facilities not included on this list may have COVID-19 cases that have not yet been identified. As of May 25th 344 nursing homes reported that at least 90% of staff and 90% of residents had been tested. ALSO: Data on deaths is self-reported by each facility. In accordance with long-term care regulations, nursing homes and rest homes must report deaths due to any cause in any resident, either confirmed COVID-19 positive, or suspected to have COVID-19, even if the individual was never tested. When the number of deaths is between 1-4 residents, the number is suppressed and reported as fewer than 5, to protect possible resident identification. Sources: MAVEN for confirmed cases in nursing facilities and DPH Bureau of Health Care Safety and Quality's Health Care Facility Reporting System for cases in Rest Homes where MAVEN data are unavailable; Individual facilities reported resident deaths to DPH Bureau of Health Care Safety and Quality's Health Care Facility Reporting System



Massachusetts Department of Public Health COVID-19 Dashboard - Wednesday, June 03, 2020

COVID Cases and Facility-Reported Deaths in Long Term Care Facilities (4/8)

Data collected as of 6/2/2020

Facility	County	Total licensed beds	Number of Cases*	COVID-19 Deaths**
Hathorne Hill	Essex	120	> 30	6
Havenwood Rest Home	Bristol	41	0	0
Heathwood Healthcare	Middlesex	73	> 30	12
Hellenic Nursing & Rehab Center	Norfolk	154	> 30	25
Heritage Hall East	Hampden	123	> 30	12
Heritage Hall North	Hampden	124	11-30	6
Heritage Hall South	Hampden	122	11-30	1-4
Heritage Hall West	Hampden	164	> 30	23
Hermitage Healthcare	Worcester	101	> 30	5
Highview of Northampton	Hampshire	120	> 30	12
Hillcrest Commons Nursing & Rehabilitation Center	Berkshire	265	0	0
Hillside Rest Home	Essex	28	0	0
Holden Rehabilitation & Nursing Center	Worcester	123	1-10	1-4
Holy Trinity Nursing and Rehabilitation Center	Worcester	113	> 30	10
Holyoke Healthcare Center	Hampden	102	1-10	0
Homestead Hall	Worcester	32	0	0
Hunt Nursing and Rehab Center	Essex	120	> 30	22
Ivy Hill Court	Essex	30	0	0
Jeanne Jugan Residence - Little Sisters of the Poor	Middlesex	84	> 30	1-4
Jeffrey and Susan Brudnick Center for Living	Essex	180	> 30	45
Jesmond Nursing Home	Essex	57	11-30	5
Jewish Healthcare Center - Worcester	Worcester	141	> 30	23
JML Care Center Falmouth	Barnstable	132	11-30	1-4
John Adams Healthcare Center	Norfolk	71	1-10	0
John Scott House Nursing & Rehab	Norfolk	138	> 30	26
Julian J Levitt Family Nursing Home	Hampden	200	> 30	66
Katzman Family Center For Living	Suffolk	120	> 30	54
Keystone Center	Worcester	106	1-10	1-4

Facility	County	Total licensed beds	Number of Cases*	COVID-19 Deaths**
Kimball Farms Nursing Care Center	Berkshire	74	1-10	0
Knollwood Nursing Center	Worcester	82	1-10	1-4
Labelle's Rest Home	Franklin	24	0	0
Lafayette Rehab & Skilled Nursing	Essex	65	> 30	14
Lakeview House Skilled Nursing & Residential Care Facility	Essex	91	0	0
Lanessa Extended Care	Worcester	96	1-10	0
Lasell House	Middlesex	44	0	0
Lathrop Home	Hampshire	39	0	0
Laurel Ridge Rehab and Skilled Care Center	Suffolk	120	> 30	19
Ledgewood Skilled Nursing and Rehabilitation Center	Essex	123	> 30	11
Lee Healthcare	Berkshire	88	0	0
Leonard Florence Center for Living	Suffolk	100	11-30	1-4
Liberty Commons	Barnstable	132	1-10	0
Life Care Center of Acton	Middlesex	155	> 30	16
Life Care Center of Attleboro	Bristol	123	> 30	12
Life Care Center of Leominster	Worcester	133	> 30	22
Life Care Center of Merrimack Valley	Middlesex	124	> 30	24
Life Care Center of Plymouth	Plymouth	150	> 30	21
Life Care Center of Raynham	Bristol	154	> 30	35
Life Care Center of Stoneham	Middlesex	94	> 30	16
Life Care Center of the North Shore	Essex	123	> 30	21
Life Care Center of the South Shore	Plymouth	117	> 30	14
Life Care Center of Wilbraham	Hampden	123	> 30	13
LifeCare Center of Auburn	Worcester	154	> 30	30
Lifecare Center of Nashoba Valley	Middlesex	120	> 30	27
LifeCare Center of West Bridgewater	Plymouth	150	> 30	7
Lighthouse Nursing Care Center	Suffolk	123	> 30	24
Lincoln Hill Manor	Worcester	30	0	0

*Staff and residents; **Cumulative COVID-19 deaths – includes residents only. PLEASE NOTE: This list includes nursing homes, rest homes, and skilled nursing facilities; reported COVID-19 cases to date represent both staff and residents. The number of cases for a facility relies on the amount of testing conducted; facilities not included on this list may have COVID-19 cases that have not yet been identified. As of May 25th 344 nursing homes reported that at least 90% of staff and 90% of residents had been tested. ALSO: Data on deaths is self-reported by each facility. In accordance with long-term care regulations, nursing homes and rest homes must report deaths due to any cause in any resident, either confirmed COVID-19 positive, or suspected to have COVID-19, even if the individual was never tested. When the number of deaths is between 1-4 residents, the number is suppressed and reported as fewer than 5, to protect possible resident identification. Sources: MAVEN for confirmed cases in nursing facilities and DPH Bureau of Health Care Safety and Quality's Health Care Facility Reporting System for cases in Rest Homes where MAVEN data are unavailable; Individual facilities reported resident deaths to DPH Bureau of Health Care Safety and Quality's Health Care Facility Reporting System



Massachusetts Department of Public Health COVID-19 Dashboard - Wednesday, June 03, 2020

COVID Cases and Facility-Reported Deaths in Long Term Care Facilities (5/8)

Data collected as of 6/2/2020

Facility	County	Total licensed beds	Number of Cases*	COVID-19 Deaths**
▲				
Linda Manor Extended Care Facility	Hampshire	123	0	0
Linden Ponds	Plymouth	132	>30	6
Longmeadow of Taunton	Bristol	100	>30	7
Loomis Lakeside at Reeds Landing	Hampden	42	>30	5
Lutheran Rehabilitation and Skilled Care Center	Worcester	150	>30	12
Lydia Taft House	Worcester	53	1-10	0
Lynn Home For Elderly Persons	Essex	37	0	0
Lynn Shore Rest Home	Essex	34	0	0
Madonna Mannor Nursing Home	Bristol	129	>30	23
Maples Rehab & Nursing Center	Norfolk	144	>30	10
Maplewood Rehab and Nursing	Essex	120	1-10	0
Marian Manor	Suffolk	355	>30	20
Marillac Residence	Norfolk	76	0	0
Marion Manor of Taunton	Bristol	116	11-30	5
Marist Hill Nursing & Rehabilitation Center	Middlesex	123	>30	18
Marlborough Hills Rehab & Healthcare Center	Middlesex	196	>30	24
Mary Ann Morse Nursing & Rehab Center	Middlesex	124	>30	29
Mary's Meadow at Providence Place	Hampden	40	1-10	0
Masconomet Healthcare Center	Essex	123	>30	29
Mattapan Health and Rehab	Suffolk	85	11-30	6
Mayflower Place Nursing and Rehab West Yarmouth	Barnstable	72	1-10	1-4
Meadow Green Rehabilitation and Nursing Cente	Middlesex	123	>30	22
Medford Rehabilitation & Nursing Center	Middlesex	142	>30	13
Medway Country Manor Skilled Nursing & Rehab	Norfolk	123	>30	12
Melrose Healthcare	Middlesex	106	>30	8
Merrimack Valley Health Center	Essex	203	>30	18
MI Nursing and Restorative Center	Essex	250	>30	53
Milford Center	Worcester	135	>30	11

Facility	County	Total licensed beds	Number of Cases*	COVID-19 Deaths**
▲				
Mill Pond Rest Home	Middlesex	27	0	0
Mont Marie Rehabilitation & Healthcare Center	Hampden	84	11-30	6
Mt. Carmel Care Center	Berkshire	69	1-10	0
Mt. Greylock Extended Care	Berkshire	100	1-10	0
Mt. Ida Rest Home, Inc.	Middlesex	18	0	0
Mt. Pleasant Home	Suffolk	60	0	0
Mt. St. Vincent Nursing Home	Hampden	125	>30	12
Nemasket Healthcare Center	Plymouth	102	>30	9
Neville Center	Middlesex	112	>30	29
Nevins Nursing & Rehab Center	Essex	153	>30	12
New Bedford Jewish Convalescent Home	Bristol	80	1-10	0
New England Homes for the Deaf, Inc	Essex	81	>30	5
New England Pediatric Care	Middlesex	80	0	0
New England Sinai Hospital Transitional Care Unit	Norfolk	42	0	0
NewBridge on the Charles	Norfolk	48	>30	1-4
Newburyport Society - Of Aged Men	Essex	9	0	0
Newfield House Convalescent Home	Plymouth	100	11-30	5
North Adams Commons Nursing & Rehabilitation Cente	Berkshire	119	0	0
North End Rehab and Healthcare	Suffolk	100	1-10	1-4
Northwood Rehabilitation and Healthcare Center	Middlesex	123	>30	29
Norwood Healthcare	Norfolk	170	>30	29
Notre Dame Long Term Care Center	Worcester	123	>30	31
Oak Knoll Nursing Home	Middlesex	123	>30	17
Oakdale Rehabilitation	Worcester	92	1-10	0
Oakhill Healthcare	Plymouth	123	>30	7
Oaks Nursing Home	Bristol	122	1-10	0
Oasis At Dodge Park	Worcester	82	0	0
Odd Fellows Home of Worcester	Worcester	100	>30	12

*Staff and residents; **Cumulative COVID-19 deaths – includes residents only. PLEASE NOTE: This list includes nursing homes, rest homes, and skilled nursing facilities; reported COVID-19 cases to date represent both staff and residents. The number of cases for a facility relies on the amount of testing conducted; facilities not included on this list may have COVID-19 cases that have not yet been identified. As of May 25th 344 nursing homes reported that at least 90% of staff and 90% of residents had been tested. ALSO: Data on deaths is self-reported by each facility. In accordance with long-term care regulations, nursing homes and rest homes must report deaths due to any cause in any resident, either confirmed COVID-19 positive, or suspected to have COVID-19, even if the individual was never tested. When the number of deaths is between 1-4 residents, the number is suppressed and reported as fewer than 5, to protect possible resident identification. Sources: MAVEN for confirmed cases in nursing facilities and DPH Bureau of Health Care Safety and Quality's Health Care Facility Reporting System for cases in Rest Homes where MAVEN data are unavailable; Individual facilities reported resident deaths to DPH Bureau of Health Care Safety and Quality's Health Care Facility Reporting System



Massachusetts Department of Public Health COVID-19 Dashboard - Wednesday, June 03, 2020

COVID Cases and Facility-Reported Deaths in Long Term Care Facilities (6/8)

Data collected as of 6/2/2020

Facility	County	Total licensed beds	Number of Cases*	COVID-19 Deaths**
▲				
Oosterman'S Melrose Rest Home, Inc	Middlesex	25	0	0
Our Island Home	Nantucket	45	0	0
Our Lady's Haven Skilled Nursing & Rehabilitative Care	Bristol	117	> 30	20
Overlook Masonic Health Center	Worcester	181	1-10	0
Oxford Rehab & Healthcare	Essex	120	> 30	7
Palm Skilled Nursing Center	Middlesex	124	> 30	31
Palmer Healthcare Center	Hampden	61	0	0
Park Avenue Health Center	Middlesex	89	> 30	16
Park Place Nursing & Rehabilitation Center	Suffolk	53	11-30	7
Parkway Health & Rehabilitation Center	Suffolk	141	> 30	10
Parsons Hill Rehab and Health Care Center	Worcester	162	> 30	7
Penacook Place	Essex	160	> 30	15
Penny Lane	Worcester	26	0	0
Pettee House	Middlesex	24	0	0
Phillips Manor Nursing Home	Essex	29	11-30	5
Pilgrim Rehabilitation and Skilled Nursing Facility	Essex	152	> 30	13
Pine Knoll Nursing	Middlesex	81	> 30	17
Pleasant Acres Rest Home Llc	Worcester	14	0	0
Pleasant Bay Nursing	Barnstable	135	> 30	18
Pleasant Street Rest Home	Bristol	60	11-30	1-4
Plymouth Harborside Healthcare	Plymouth	101	> 30	14
Plymouth Rehab and Healthcare Center	Plymouth	186	0	0
Poet's Seat	Franklin	63	> 30	14
Pond Home	Norfolk	43	1-10	0
Pope Nursing home	Norfolk	49	> 30	20
Port Healthcare Center	Essex	123	1-10	0
Prescott House	Essex	126	11-30	1-4
Presentation Rehabilitation & Skilled Care Center	Suffolk	122	> 30	24

Facility	County	Total licensed beds	Number of Cases*	COVID-19 Deaths**
▲				
Quabbin Valley Healthcare	Worcester	142	1-10	0
Quaboag Rehabilitation & Skilled Care Center	Worcester	166	1-10	0
Queen Anne Nursing Home	Plymouth	106	> 30	15
Quincy Health & Rehabilitation Center	Norfolk	126	> 30	42
Recuperative Services Unit - Hebrew Rehabilitation Center	Suffolk	50	> 30	0
Rehabilitation and Nursing Center at Everett	Middlesex	183	> 30	17
Renaissance Manor	Hampden	61	1-10	0
Reservoir Center for Health & Rehab	Middlesex	144	> 30	7
Revolution Charlwell	Norfolk	124	> 30	22
Revolution Kimwell	Bristol	124	> 30	11
River Terrace Rehab and Healthcare Center	Worcester	82	> 30	19
River Valley Rest Home	Hampshire	25	0	0
Riverbend of South Natick	Middlesex	55	1-10	1-4
Rivercrest Long Term Care	Middlesex	42	> 30	12
Rockridge At Laurel Park	Hampshire	61	0	0
Rosewood Manor Rest Home	Barnstable	33	0	0
Royal at Wayland Nursing and Rehab Center	Middlesex	40	> 30	11
Royal Braintree Nursing and Rehab	Norfolk	204	> 30	28
Royal Cape Cod Nursing Center	Barnstable	99	> 30	14
Royal Meadow View Center	Middlesex	113	> 30	12
Royal Megansett Nursing Home	Barnstable	90	1-10	0
Royal Norwell Nursing and Rehabilitation	Plymouth	86	> 30	15
Royal Nursing, LLC	Barnstable	121	> 30	6
Royal of Cotuit	Barnstable	120	1-10	0
Royal of Fairhaven Nursing Home	Bristol	107	1-10	0
Royal Wood Mill Center	Essex	94	> 30	16
Sachem Center for Health & Rehabilitation	Plymouth	111	> 30	18
Sacred Heart Nursing Home	Bristol	217	> 30	18

*Staff and residents; **Cumulative COVID-19 deaths – includes residents only. PLEASE NOTE: This list includes nursing homes, rest homes, and skilled nursing facilities; reported COVID-19 cases to date represent both staff and residents. The number of cases for a facility relies on the amount of testing conducted; facilities not included on this list may have COVID-19 cases that have not yet been identified. As of May 25th 344 nursing homes reported that at least 90% of staff and 90% of residents had been tested. ALSO: Data on deaths is self-reported by each facility. In accordance with long-term care regulations, nursing homes and rest homes must report deaths due to any cause in any resident, either confirmed COVID-19 positive, or suspected to have COVID-19, even if the individual was never tested. When the number of deaths is between 1-4 residents, the number is suppressed and reported as fewer than 5, to protect possible resident identification. Sources: MAVEN for confirmed cases in nursing facilities and DPH Bureau of Health Care Safety and Quality's Health Care Facility Reporting System for cases in Rest Homes where MAVEN data are unavailable; Individual facilities reported resident deaths to DPH Bureau of Health Care Safety and Quality's Health Care Facility Reporting System



Massachusetts Department of Public Health COVID-19 Dashboard - Wednesday, June 03, 2020

COVID Cases and Facility-Reported Deaths in Long Term Care Facilities (7/8)

Data collected as of 6/2/2020

Facility	County	Total licensed beds	Number of Cases*	COVID-19 Deaths**
▲				
Salem Rehab Center	Essex	123	> 30	16
Sancta Maria Nursing Facility	Middlesex	141	> 30	19
Sarah Brayton Nursing Center	Bristol	183	> 30	1-4
Saugus Rehab and Nursing	Essex	80	> 30	5
Savoy Nursing & Rehab Center	Bristol	39	0	0
Sea View Convalescent and Nursing Home	Essex	0	1-10	0
Seacoast Nursing and Rehab Center	Essex	142	1-10	0
Serenity Hill Nursing Home	Norfolk	44	11-30	1-4
Serenity Rest Home Llc	Plymouth	24	0	0
Seth Mann 2Nd Hme For Aged/Infi Wom	Norfolk	5	0	0
Seven Hills At Groton	Middlesex	83	1-10	0
Sherrill House	Suffolk	196	> 30	22
Shrewsbury Nursing & Rehab Center	Worcester	99	> 30	22
Sippican Health Care Center	Plymouth	123	1-10	0
Skilled Nursing Facility at North Hill	Norfolk	72	> 30	8
Somerset Ridge Center	Bristol	135	> 30	10
Sophia Snow House	Suffolk	36	0	0
South Cove Manor	Norfolk	141	1-10	0
South Dennis Healthcare Center	Barnstable	128	> 30	10
South Shore Rehabilitation	Plymouth	96	> 30	15
Southbridge Rehabilitation and Health Center	Worcester	144	> 30	7
Southeast Health Care Center	Bristol	171	> 30	21
Southpointe Rehab Center	Bristol	152	> 30	12
Southwood at Norwell Nursing	Plymouth	142	11-30	19
Spaulding Nursing & Therapy Center - Brighton	Suffolk	123	11-30	1-4
Springside Rehab and Skilled Care Center	Berkshire	115	0	0
St Luke'S Home	Hampden	89	1-10	0
St. Camillus Health Center	Worcester	123	> 30	17

Facility	County	Total licensed beds	Number of Cases*	COVID-19 Deaths**
▲				
St. Francis Rehab and Nursing Center	Worcester	137	> 30	16
St. Joseph Rehabilitation and Nursing	Suffolk	123	> 30	24
St. Joseph's Manor	Plymouth	118	> 30	30
St. Mary Health Care Center	Worcester	172	> 30	31
St. Patrick's Manor	Middlesex	333	> 30	27
Sterling Village	Worcester	143	> 30	10
Stone Rehabilitation & Senior Living	Middlesex	82	> 30	15
Stonehedge Rehab	Suffolk	79	> 30	10
Sudbury Pine Extended Care	Middlesex	92	> 30	10
Sunny Acres Nursing and Rehab	Middlesex	93	11-30	1-4
Sutton Hill Center	Essex	142	> 30	13
Sweet Brook Of Williamstown Rehabilitation & N Ctr	Berkshire	146	0	0
Terraces Orleans (The)	Barnstable	50	0	0
The Berkeley Retirement Home & Nursing Center	Essex	44	0	0
The Boston Home	Suffolk	96	> 30	1-4
The Brentwood Rehabilitation and Healthcare Center	Essex	159	> 30	21
The Ellis Nursing and Rehabilitation Center	Norfolk	191	> 30	23
The Guardian Center	Plymouth	123	> 30	16
The Highlands	Worcester	168	> 30	30
The Leland Home	Middlesex	40	1-10	0
The Meadows	Essex	60	11-30	5
The Meadows of Central Massachusetts	Worcester	135	> 30	12
The Newton Wellesley Center for Alzheimers Care	Norfolk	110	> 30	18
The Pavilion	Barnstable	82	0	0
Thomas Upham House	Norfolk	42	1-10	0
Timberlyn Heights	Berkshire	71	1-10	0
Timothy Daniels House	Middlesex	40	1-10	0
Town & Country Health Care Center	Middlesex	80	11-30	14

*Staff and residents; **Cumulative COVID-19 deaths – includes residents only.PLEASE NOTE: This list includes nursing homes, rest homes, and skilled nursing facilities; reported COVID-19 cases to date represent both staff and residents. The number of cases for a facility relies on the amount of testing conducted; facilities not included on this list may have COVID-19 cases that have not yet been identified. As of May 25th 344 nursing homes reported that at least 90% of staff and 90% of residents had been tested. ALSO: Data on deaths is self-reported by each facility. In accordance with long-term care regulations, nursing homes and rest homes must report deaths due to any cause in any resident, either confirmed COVID-19 positive, or suspected to have COVID-19, even if the individual was never tested. When the number of deaths is between 1-4 residents, the number is suppressed and reported as fewer than 5, to protect possible resident identification. Sources: MAVEN for confirmed cases in nursing facilities and DPH Bureau of Health Care Safety and Quality's Health Care Facility Reporting System for cases in Rest Homes where MAVEN data are unavailable; Individual facilities reported resident deaths to DPH Bureau of Health Care Safety and Quality's Health Care Facility Reporting System



Massachusetts Department of Public Health COVID-19 Dashboard - Wednesday, June 03, 2020

COVID Cases and Facility-Reported Deaths in Long Term Care Facilities (8/8)

Data collected as of 6/2/2020

Facility	County	Total licensed beds	Number of Cases*	COVID-19 Deaths**
Tremont Rehabilitation	Plymouth	104	> 30	12
Twin Oaks Rehab	Essex	101	> 30	11
Vero Health & Rehab of South Hadley	Hampshire	132	> 30	14
Vero Health and Rehab of Hampden	Hampden	100	> 30	9
Vero Health and Rehab of Wilbraham	Hampden	135	> 30	22
Victoria Haven Nursing Facility	Norfolk	31	1-10	0
Village Rest Home	Bristol	14	1-10	1-4
Village Rest Home	Worcester	14	0	0
Village Rest Home II of Brockton	Plymouth	16	0	0
Wachusett Manor	Worcester	96	> 30	9
Wakefield Center	Middlesex	149	> 30	13
Walpole Healthcare Nursing Home	Norfolk	90	> 30	13
Wareham Healthcare	Plymouth	175	1-10	0
Watertown Health Center	Middlesex	163	> 30	17
Waterview Lodge	Middlesex	103	> 30	11
Webster Manor Rehabilitation & Health Care Center	Worcester	135	11-30	1-4
Webster Park Rehabilitation & Healthcare Center	Plymouth	110	> 30	14
Wedgemere Healthcare	Bristol	94	> 30	6
West Newton HealthCare	Middlesex	123	> 30	12
West Revere Health Center	Suffolk	119	> 30	8
West Roxbury Health and Rehab Center	Suffolk	76	> 30	8
West Side House	Worcester	91	> 30	8
Westborough Healthcare	Worcester	117	> 30	22
Westfield Center	Hampden	98	1-10	0
Westfield Gardens Nursing & Rehab	Hampden	80	0	0
Westford House	Middlesex	123	> 30	5
Westview Rest Home	Plymouth	20	1-10	0
Whittier Bradford Transitional Care Unit	Essex	20	0	0

Facility	County	Total licensed beds	Number of Cases*	COVID-19 Deaths**
Whittier Westborough Transitional Care Unit	Worcester	19	11-30	0
Williamstown Commons	Berkshire	180	> 30	24
Willimansett Center East	Hampden	85	0	0
Willimansett Center West	Hampden	103	0	0
Willow Manor	Middlesex	90	1-10	0
Willowbrook Manor Rest Home	Norfolk	26	0	0
Willows At Worcester (The)	Worcester	28	0	0
Winchester Nursing Center	Middlesex	121	11-30	1-4
Windmere Nursing & Rehab Center	Dukes	106	0	0
Windsor Nursing & Retirement Home	Barnstable	120	11-30	0
Wingate at Chestnut Hill	Norfolk	135	> 30	13
Wingate at Harwich	Barnstable	135	> 30	20
Wingate at Haverhill	Essex	146	> 30	21
Wingate at Needham	Norfolk	142	> 30	18
Wingate at Norton	Bristol	106	1-10	0
Wingate at Sharon	Norfolk	66	11-30	5
Wingate at Silver Lake	Plymouth	164	> 30	8
Wingate at Weston	Middlesex	160	> 30	22
Winter Hill Rest Home	Worcester	15	0	0
Woburn Nursing Center, Inc.	Middlesex	140	> 30	18
Worcester Health Center	Worcester	160	> 30	7
Worcester Rehabilitation	Worcester	160	> 30	8

*Staff and residents; **Cumulative COVID-19 deaths – includes residents only. PLEASE NOTE: This list includes nursing homes, rest homes, and skilled nursing facilities; reported COVID-19 cases to date represent both staff and residents. The number of cases for a facility relies on the amount of testing conducted; facilities not included on this list may have COVID-19 cases that have not yet been identified. As of May 25th 344 nursing homes reported that at least 90% of staff and 90% of residents had been tested. ALSO: Data on deaths is self-reported by each facility. In accordance with long-term care regulations, nursing homes and rest homes must report deaths due to any cause in any resident, either confirmed COVID-19 positive, or suspected to have COVID-19, even if the individual was never tested. When the number of deaths is between 1-4 residents, the number is suppressed and reported as fewer than 5, to protect possible resident identification. Sources: MAVEN for confirmed cases in nursing facilities and DPH Bureau of Health Care Safety and Quality’s Health Care Facility Reporting System for cases in Rest Homes where MAVEN data are unavailable; Individual facilities reported resident deaths to DPH Bureau of Health Care Safety and Quality’s Health Care Facility eporting System



Nursing Facilities Baseline Testing

- On, April 27th the Commonwealth announced a COVID-19 Nursing Facility Accountability and Support Program. Additional funding of up to \$130 m is being provided to improve the safety and infection control protocols for nursing home residents and staff.
- This additional funding is dependent upon facilities meeting specific accountability metrics, including **testing at least 90% of all nursing home residents and 90% of all staff for COVID-19 between April 8, 2020 and May 25, 2020**. Facilities were encouraged to test 100% of staff and residents.
- The Executive Office of Health and Human Services (EOHHS) worked closely with the Massachusetts Senior Care Association (MSCA) to ensure facilities had access to testing options in order to meet the May 25th deadline.
- This report depicts the percentage of staff and residents tested for COVID-19 at each facility and whether a facility met the 90% threshold. The data is self-attested by nursing facilities and may be subject to further audit and review by EOHHS for final determinations.
- Facilities that did meet the 90% testing threshold will not receive any additional funding under the Accountability and Support policy.**

Baseline Testing
Results
(through 5/25)

Total facilities submitting testing data	360
Total facilities achieving baseline testing threshold for residents and staff	353
Total facilities achieving baseline testing threshold for residents only	1
Total facilities achieving baseline testing threshold for staff only	1
Total facilities not achieving baseline testing threshold for residents or staff	0
Total facilities that did not submit intime	5



Nursing Facilities Baseline Testing

Summary of self-reported testing results¹ (4/8 – 5/25)

	Residents	Staff	Residents and Staff
Total unique individuals tested	33,151	43,102	76,253
Proportion of unique individuals that tested positive	42%	16%	27%

1. For facility-specific details, refer to the section in this report titled "Long Term Care Facilities with 2+ Known COVID Cases and Facility-Reported Deaths."

Note: The figures presented in this publication were self-reported by nursing facilities. Facilities were also required to submit a signed attestation form certifying compliance with [MassHealth Nursing Facility Bulletin 146](#). See the bulletin for more information on the period over which testing occurred and how resident and staff counts were reported.



Nursing Facility Baseline Testing Results

Facility Name	City/Town	% of Residents Tested	% of Staff Tested	Baseline Testing Status	Submitted Attestation
ABERJONA NURSING CENTER, INC.	Winchester	100%	99%	Achieved for Residents and Staff	Yes
ACADEMY MANOR	Andover	100%	96%	Achieved for Residents and Staff	Yes
ADVINIA CARE AT PROVINCETOWN	Provincetown	100%	100%	Achieved for Residents and Staff	Yes
ADVOCATE HEALTHCARE OF EAST BOSTON LLC	East Boston	100%	98%	Achieved for Residents and Staff	Yes
AGAWAM HEALTHCARE	Agawam	100%	93%	Achieved for Residents and Staff	Yes
ALDEN COURT NURSING CARE & REHAB CTR	Fairhaven	100%	100%	Achieved for Residents and Staff	Yes
ALLIANCE HEALTH AT ABBOTT	Lynn	98%	100%	Achieved for Residents and Staff	Yes
ALLIANCE HEALTH AT BALDWINVILLE	Baldwinville	100%	97%	Achieved for Residents and Staff	Yes
ALLIANCE HEALTH AT BRAINTREE	Braintree	95%	96%	Achieved for Residents and Staff	Yes
ALLIANCE HEALTH AT DEVEREUX	Marblehead	100%	97%	Achieved for Residents and Staff	Yes
ALLIANCE HEALTH AT MARINA BAY	Quincy	99%	97%	Achieved for Residents and Staff	Yes
ALLIANCE HEALTH AT ROSEWOOD	Peabody	99%	95%	Achieved for Residents and Staff	Yes
ALLIANCE HEALTH AT WEST ACRES	Brockton	100%	98%	Achieved for Residents and Staff	Yes
APPLE VALLEY CENTER	Ayer	97%	96%	Achieved for Residents and Staff	Yes
ARMENIAN NURSING & REHAB. CTR.	Jamaica Plain	95%	98%	Achieved for Residents and Staff	Yes
ATTLEBORO HEALTHCARE	Attleboro	100%	92%	Achieved for Residents and Staff	Yes
BAKER KATZ SKILLED NURSING & REHABILITATION	Haverhill	100%	95%	Achieved for Residents and Staff	Yes
BAYPATH AT DUXBURY NURSING & REHAB	Duxbury	100%	98%	Achieved for Residents and Staff	Yes
BAYPOINTE REHAB CENTER	Brockton	100%	95%	Achieved for Residents and Staff	Yes
BEAR HILL HEALTHCARE AND REHABILITATION CENTER	Stoneham	100%	96%	Achieved for Residents and Staff	Yes
BEAR MOUNTAIN AT ANDOVER	Andover	100%	99%	Achieved for Residents and Staff	Yes
BEAR MOUNTAIN AT READING	Reading	96%	94%	Achieved for Residents and Staff	Yes
BEAR MOUNTAIN AT SUDBURY	Sudbury	99%	92%	Achieved for Residents and Staff	Yes
BEAR MOUNTAIN AT WEST SPRINGFIELD	West Springfield	100%	96%	Achieved for Residents and Staff	Yes
BEAR MOUNTAIN AT WORCESTER	Worcester	100%	96%	Achieved for Residents and Staff	Yes
BEAUMONT REHAB & SKD NATICK	Natick	100%	97%	Achieved for Residents and Staff	Yes
BEAUMONT REHAB & SKD NORTHBOROUGH	Northborough	100%	97%	Achieved for Residents and Staff	Yes
BEAUMONT REHAB & SKD NORTHBRIDGE	Northbridge	100%	98%	Achieved for Residents and Staff	Yes
BEAUMONT REHAB & SKD WESTBOROUGH	Westborough	100%	98%	Achieved for Residents and Staff	Yes
BELMONT MANOR NURSING HOME	Belmont	100%	92%	Achieved for Residents and Staff	Yes
BELVIDERE HEALTHCARE	Lowell	100%	94%	Achieved for Residents and Staff	Yes
BENJAMIN HEALTHCARE CENTER	Roxbury Crossing	100%	100%	Achieved for Residents and Staff	Yes
BERKELEY RETIREMENT HOME	Lawrence	100%	100%	Achieved for Residents and Staff	Yes

Note: The figures presented in this publication were self-reported by nursing facilities. Facilities were also required to submit a signed attestation form certifying compliance with [MassHealth Nursing Facility Bulletin 146](#). See the bulletin for more information on the period over which testing occurred and how resident and staff counts were reported.



Nursing Facility Baseline Testing Results

Facility Name	City/Town	% of Residents Tested	% of Staff Tested	Baseline Testing Status	Submitted Attestation
BERKSHIRE HEALTH CARE CENTER	Sandisfield	100%	95%	Achieved for Residents and Staff	Yes
BETHANY HEALTH CARE CENTER	Framingham	100%	98%	Achieved for Residents and Staff	Yes
BLAIRE HOUSE LTCF MILFORD	Milford	100%	96%	Achieved for Residents and Staff	Yes
BLAIRE HOUSE LTCF TEWKSBURY	Tewksbury	100%	96%	Achieved for Residents and Staff	Yes
BLAIRE HOUSE LTCF WORCESTER	Worcester	100%	91%	Achieved for Residents and Staff	Yes
BLUE HILLS HEALTH & REHABILITATION CENTER	Stoughton	100%	100%	Achieved for Residents and Staff	Yes
BLUEBERRY HILL REHABILITATION AND HEALTHCARE CTR ¹	Beverly	99%	92%	Achieved for Residents and Staff	Yes
BOSTON HOME	Dorchester Center	100%	93%	Achieved for Residents and Staff	Yes
BOURNE MANOR EXT CARE FACILITY	Buzzards Bay	100%	99%	Achieved for Residents and Staff	Yes
BRAINTREE MANOR HEALTHCARE	Braintree	100%	90%	Achieved for Residents and Staff	Yes
BRANDON WOODS OF DARTMOUTH	South Dartmouth	100%	92%	Achieved for Residents and Staff	Yes
BRANDON WOODS OF NEW BEDFORD	New Bedford	100%	100%	Achieved for Residents and Staff	Yes
BRENTWOOD REHAB & HEALTHCARE CTR	Danvers	96%	96%	Achieved for Residents and Staff	Yes
BRIARWOOD REHAB & HEALTHCARE CTR	Needham	100%	91%	Achieved for Residents and Staff	Yes
BRIDGEWATER NURSING HOME	Bridgewater	100%	100%	Achieved for Residents and Staff	Yes
BRIGHAM HEALTH & REHABILITATION CENTER	Newburyport	100%	100%	Achieved for Residents and Staff	Yes
BRIGHTON HOUSE REHAB & NURSING CTR	Brighton	91%	96%	Achieved for Residents and Staff	Yes
BROCKTON HEALTH CENTER	Brockton	98%	97%	Achieved for Residents and Staff	Yes
BROOKSIDE REHAB & HEALTHCARE CENTER ²	Webster	100%	100%	Achieved for Residents and Staff	Yes
BRUDNICK CENTER FOR LIVING	Peabody	100%	100%	Achieved for Residents and Staff	Yes
BRUSH HILL CARE CENTER	Milton	100%	96%	Achieved for Residents and Staff	Yes
BUCKLEY-GREENFIELD HEALTHCARE CTR	Greenfield	100%	99%	Achieved for Residents and Staff	Yes
CAMBRIDGE REHAB & NURSING CTR	Cambridge	100%	93%	Achieved for Residents and Staff	Yes
CAMPION HEALTH & WELLNESS, INC.	Weston	100%	98%	Achieved for Residents and Staff	Yes
CAPE HERITAGE REHAB & HLTH CARE CTR	Sandwich	99%	97%	Achieved for Residents and Staff	Yes
CAPE REGENCY REHAB & HLTH CARE CTR	Centerville	99%	90%	Achieved for Residents and Staff	Yes
CARDIGAN NURSING & REHABILITATION CTR	Scituate	100%	100%	Achieved for Residents and Staff	Yes
CARE ONE AT BROOKLINE	Brookline	100%	99%	Achieved for Residents and Staff	Yes
CARE ONE AT CONCORD	Concord	100%	93%	Achieved for Residents and Staff	Yes
CARE ONE AT ESSEX PARK	Beverly	100%	96%	Achieved for Residents and Staff	Yes
CARE ONE AT HOLYOKE	Holyoke	100%	90%	Achieved for Residents and Staff	Yes

¹ Since the 5/29 publication, Blueberry Hill Rehabilitation and Healthcare Ctr. resubmitted data that included their total staff census

² Since the 5/27 publication, Brookside Rehab & Healthcare Center resubmitted data that included their staff census and number of staff tested.

Note: The figures presented in this publication were self-reported by nursing facilities. Facilities were also required to submit a signed attestation form certifying compliance with [MassHealth Nursing Facility Bulletin 146](#). See the bulletin for more information on the period over which testing occurred and how resident and staff counts were reported.



Nursing Facility Baseline Testing Results

Facility Name	City/Town	% of Residents Tested	% of Staff Tested	Baseline Testing Status	Submitted Attestation
CARE ONE AT LEXINGTON	Lexington	100%	95%	Achieved for Residents and Staff	Yes
CARE ONE AT LOWELL	Lowell	92%	91%	Achieved for Residents and Staff	Yes
CARE ONE AT MILLBURY	Millbury	100%	93%	Achieved for Residents and Staff	Yes
CARE ONE AT NEW BEDFORD	New Bedford	100%	92%	Achieved for Residents and Staff	Yes
CARE ONE AT NEWTON	Newton Lower Falls	100%	97%	Achieved for Residents and Staff	Yes
CARE ONE AT NORTHAMPTON	Northampton	100%	96%	Achieved for Residents and Staff	Yes
CARE ONE AT PEABODY	Peabody	100%	100%	Achieved for Residents and Staff	Yes
CARE ONE AT RANDOLPH	Randolph	100%	100%	Achieved for Residents and Staff	Yes
CARE ONE AT REDSTONE	East Longmeadow	100%	95%	Achieved for Residents and Staff	Yes
CARE ONE AT WEYMOUTH	East Weymouth	100%	99%	Achieved for Residents and Staff	Yes
CARE ONE AT WILMINGTON	Wilmington	100%	97%	Achieved for Residents and Staff	Yes
CARLETON-WILLARD VILLAGE	Bedford	100%	96%	Achieved for Residents and Staff	Yes
CARLYLE HOUSE	Framingham	100%	91%	Achieved for Residents and Staff	Yes
CARVALHOGROVE HEALTH & REHABILITATION	Fall River	100%	100%	Achieved for Residents and Staff	Yes
CASA DE RAMANA REHABILITATION CENTER ³	Framingham	100%	95%	Achieved for Residents and Staff	Yes
CATHOLIC MEMORIAL HOME	Fall River	100%	92%	Achieved for Residents and Staff	Yes
CEDAR VIEW REHAB & HEALTHCARE CTR	Methuen	100%	97%	Achieved for Residents and Staff	Yes
CEDARWOOD GARDENS	Franklin	95%	100%	Achieved for Residents and Staff	Yes
CENTER FOR EXTENDED CARE AT AMHERST	Amherst	100%	100%	Achieved for Residents and Staff	Yes
CHAPIN CENTER	Springfield	100%	95%	Achieved for Residents and Staff	Yes
CHARLENE MANOR EXT. CARE FAC.	Greenfield	100%	100%	Achieved for Residents and Staff	Yes
CHELSEA JEWISH NH, INC	Chelsea	100%	99%	Achieved for Residents and Staff	Yes
CHESTNUT HILL OF EAST LONGMEADOW	East Longmeadow	99%	99%	Achieved for Residents and Staff	Yes
CHESTNUT WOODS REHAB & HEALTHCARE CTR	Saugus	100%	93%	Achieved for Residents and Staff	Yes
CHETWYNDE HEALTHCARE	West Newton	100%	91%	Achieved for Residents and Staff	Yes
CHICOPEE REHABILITATION & NURSING CENTER	Chicopee	100%	100%	Achieved for Residents and Staff	Yes
CHRISTOPHER HOUSE OF WORCESTER	Worcester	100%	96%	Achieved for Residents and Staff	Yes
CHS of WALTHAM INC. dba MARISTHILL NURSING & REHAB CTR	Waltham	100%	100%	Achieved for Residents and Staff	Yes
CLIFTON REHABILITATIVE NURG. CTR	Somerset	94%	97%	Achieved for Residents and Staff	Yes
COLEMAN HOUSE	Northborough	100%	90%	Achieved for Residents and Staff	Yes
COLONY CENTER HEALTH & REHAB	Abington	98%	98%	Achieved for Residents and Staff	Yes

³ Since the 5/27 publication, Casa de Ramana Rehabilitation Center resubmitted data that included their total resident and staff census numbers.

Note: The figures presented in this publication were self-reported by nursing facilities. Facilities were also required to submit a signed attestation form certifying compliance with [MassHealth Nursing Facility Bulletin 146](#). See the bulletin for more information on the period over which testing occurred and how resident and staff counts were reported.



Nursing Facility Baseline Testing Results

Facility Name	City/Town	% of Residents Tested	% of Staff Tested	Baseline Testing Status	Submitted Attestation
CONTINUING CARE II AT BROOKSBY VILLAGE	Peabody	100%	100%	Achieved for Residents and Staff	Yes
COPLEY AT STOUGHTON NURG.CARE CTR	Stoughton	100%	91%	Achieved for Residents and Staff	Yes
COUNTRY CENTER FOR HEALTH & REHAB	Newburyport	100%	99%	Achieved for Residents and Staff	Yes
COUNTRY GARDENS HEALTH & REHABILITATION CENTER	Swansea	99%	92%	Achieved for Residents and Staff	Yes
COUNTRYSIDE HEALTH CARE OF MILFORD	Milford	100%	96%	Achieved for Residents and Staff	Yes
COURTYARD NURSING CARE CENTER	Medford	98%	94%	Achieved for Residents and Staff	Yes
CRANEVILLE PLACE AT DALTON	Dalton	100%	98%	Achieved for Residents and Staff	Yes
DAY BROOK VILLAGE SENIOR LIVING	Holyoke	100%	94%	Achieved for Residents and Staff	Yes
DEDHAM HEALTHCARE	Dedham	100%	90%	Achieved for Residents and Staff	Yes
DEN MAR HEALTH & REHABILITATION CENTER	Rockport	100%	100%	Achieved for Residents and Staff	Yes
DEXTER HOUSE HEALTHCARE	Malden	100%	95%	Achieved for Residents and Staff	Yes
DWYER HOME	Weymouth	95%	96%	Achieved for Residents and Staff	Yes
D'YOUVILLE SENIOR CARE, INC.	Lowell	98%	94%	Achieved for Residents and Staff	Yes
E. LONGMEADOW SKILLED NURSING CTR	East Longmeadow	100%	92%	Achieved for Residents and Staff	Yes
EASTPOINTE REHAB CENTER	Chelsea	100%	91%	Achieved for Residents and Staff	Yes
ELAINE CENTER AT HADLEY	Hadley	100%	95%	Achieved for Residents and Staff	Yes
ELIOT CENTER FOR HEALTH & REHAB	Natick	100%	100%	Achieved for Residents and Staff	Yes
ELIZABETH SETON RESIDENCE	Wellesley Hills	100%	98%	Achieved for Residents and Staff	Yes
ELLIS NURSING HOME	Norwood	99%	92%	Achieved for Residents and Staff	Yes
FAIRHAVEN HEALTHCARE CENTER	Lowell	100%	98%	Achieved for Residents and Staff	Yes
FAIRVIEW COMMONS NURG & REH. CTR	Great Barrington	99%	98%	Achieved for Residents and Staff	Yes
FALL RIVER HEALTHCARE	Fall River	99%	95%	Achieved for Residents and Staff	Yes
FALL RIVER JEWISH HOME, INC.	Fall River	100%	100%	Achieved for Residents and Staff	Yes
FARREN CARE CENTER	Turners Falls	100%	99%	Achieved for Residents and Staff	Yes
FITCHBURG HEALTHCARE	Fitchburg	100%	90%	Achieved for Residents and Staff	Yes
FITCHBURG REHABILITATION AND NURSING CENTER	Fitchburg	94%	100%	Achieved for Residents and Staff	Yes
FRC, INC. dba SPAULDING NURSING & THERAPY BRIGHTON	Brighton	98%	100%	Achieved for Residents and Staff	Yes
GARDEN PLACE HEALTHCARE	Attleboro	100%	99%	Achieved for Residents and Staff	Yes
GARDNER REHABILITATION & NURSING CENTER	Gardner	100%	100%	Achieved for Residents and Staff	Yes
GERMAN CENTRE FOR EXT. CARE	West Roxbury	100%	92%	Achieved for Residents and Staff	Yes
GLEN RIDGE NURSING CARE CENTER	Medford	100%	96%	Achieved for Residents and Staff	Yes
GLOUCESTER HEALTHCARE	Gloucester	100%	93%	Achieved for Residents and Staff	Yes
GOVERNORS CENTER	Westfield	100%	95%	Achieved for Residents and Staff	Yes

Note: The figures presented in this publication were self-reported by nursing facilities. Facilities were also required to submit a signed attestation form certifying compliance with [MassHealth Nursing Facility Bulletin 146](#). See the bulletin for more information on the period over which testing occurred and how resident and staff counts were reported.



Nursing Facility Baseline Testing Results

Facility Name	City/Town	% of Residents Tested	% of Staff Tested	Baseline Testing Status	Submitted Attestation
GREENWOOD NURSING & REHAB. CTR	Wakefield	100%	93%	Achieved for Residents and Staff	Yes
HANCOCK PARK REHABILITATION & NURSING CTR	Quincy	100%	98%	Achieved for Residents and Staff	Yes
HANNAH B G SHAW HOME FOR AGED	Middleboro	98%	96%	Achieved for Residents and Staff	Yes
HANNAH DUSTON HEALTHCARE CTR.	Haverhill	99%	93%	Achieved for Residents and Staff	Yes
HARBOR HOUSE NURSING & REHAB CTR	Hingham	100%	91%	Achieved for Residents and Staff	Yes
HATHAWAY MANOR EXTENDED CARE	New Bedford	100%	94%	Achieved for Residents and Staff	Yes
HATHORNE HILL	Danvers	100%	95%	Achieved for Residents and Staff	Yes
HEATHWOOD HEALTHCARE	Chestnut Hill	100%	94%	Achieved for Residents and Staff	Yes
HELLENIC NURSING AND REHABILITATION CENTER	Canton	100%	97%	Achieved for Residents and Staff	Yes
HERITAGE HALL EAST	Agawam	100%	100%	Achieved for Residents and Staff	Yes
HERITAGE HALL NORTH	Agawam	98%	98%	Achieved for Residents and Staff	Yes
HERITAGE HALL SOUTH	Agawam	100%	97%	Achieved for Residents and Staff	Yes
HERITAGE HALL WEST	Agawam	100%	92%	Achieved for Residents and Staff	Yes
HIGHVIEW OF NORTHAMPTON	Leeds	100%	100%	Achieved for Residents and Staff	Yes
HILLCREST COMMONS NURS & REH. CTR	Pittsfield	100%	98%	Achieved for Residents and Staff	Yes
HOLDEN REHAB & SKILLED NURSING CTR	Holden	100%	95%	Achieved for Residents and Staff	Yes
HOLY TRINITY EASTERN ORTHODOX NURSING AND REHAB. CENTER	Worcester	100%	95%	Achieved for Residents and Staff	Yes
HOLYOKE HEALTHCARE CENTER	Holyoke	100%	98%	Achieved for Residents and Staff	Yes
HUNT NURSING AND REHABILITATION CENTER	Danvers	93%	95%	Achieved for Residents and Staff	Yes
JEANNE JUGAN RESIDENCE	Somerville	100%	100%	Achieved for Residents and Staff	Yes
JESMOND NURSING HOME	Nahant	100%	96%	Achieved for Residents and Staff	Yes
JEWISH HEALTHCARE CENTER	Worcester	100%	94%	Achieved for Residents and Staff	Yes
JML CARE CENTER	Falmouth	100%	98%	Achieved for Residents and Staff	Yes
JOHN ADAMS HEALTHCARE CENTER	Quincy	100%	100%	Achieved for Residents and Staff	Yes
JOHN SCOTT HOUSE NURSING & REHAB CENTER	Braintree	100%	97%	Achieved for Residents and Staff	Yes
JULIAN J. LEVITT FAMILY NURSING HOME	Longmeadow	99%	97%	Achieved for Residents and Staff	Yes
KEYSTONE CENTER	Leominster	98%	91%	Achieved for Residents and Staff	Yes
KIMBALL FARMS NURSING CARE CENTER	Lenox	100%	99%	Achieved for Residents and Staff	Yes
KNOLLWOOD NURSING CENTER	Worcester	100%	100%	Achieved for Residents and Staff	Yes
LAFAYETTE SKILLED REHAB AND NURSING CTR	Marblehead	100%	94%	Achieved for Residents and Staff	Yes
LAKEVIEW HOUSE SKLD NURS & RESIDENTIAL FACILITY	Haverhill	100%	100%	Achieved for Residents and Staff	Yes
LANESSA EXTENDED CARE	Webster	96%	99%	Achieved for Residents and Staff	Yes
LAUREL RIDGE REHABILITATION & SKILLED CARE CENTER	Jamaica Plain	100%	97%	Achieved for Residents and Staff	Yes

Note: The figures presented in this publication were self-reported by nursing facilities. Facilities were also required to submit a signed attestation form certifying compliance with [MassHealth Nursing Facility Bulletin 146](#). See the bulletin for more information on the period over which testing occurred and how resident and staff counts were reported.



Nursing Facility Baseline Testing Results

Facility Name	City/Town	% of Residents Tested	% of Staff Tested	Baseline Testing Status	Submitted Attestation
LEDGEWOOD REHAB & SKILLED NC	Beverly	100%	99%	Achieved for Residents and Staff	Yes
LEE HEALTHCARE	Lee	96%	95%	Achieved for Residents and Staff	Yes
LEONARD FLORENCE CENTER FOR LIVING	Chelsea	100%	97%	Achieved for Residents and Staff	Yes
LIBERTY COMMONS NURG & REH.CTR	North Chatham	96%	92%	Achieved for Residents and Staff	Yes
LIFE CARE CENTER OF ACTON	Acton	100%	91%	Achieved for Residents and Staff	Yes
LIFE CARE CENTER OF ATTLEBORO	Attleboro	100%	100%	Achieved for Residents and Staff	Yes
LIFE CARE CENTER OF AUBURN	Auburn	100%	95%	Achieved for Residents and Staff	Yes
LIFE CARE CENTER OF LEOMINSTER	Leominster	100%	100%	Achieved for Residents and Staff	Yes
LIFE CARE CENTER OF LYNN: A L.T.C.F FACILITY	Lynn	98%	93%	Achieved for Residents and Staff	Yes
LIFE CARE CENTER OF MERRIMACK VALLEY	North Billerica	0%	0%	Did Not Submit in Time	No
LIFE CARE CENTER OF NASHOBA VALLEY	Littleton	93%	94%	Achieved for Residents and Staff	Yes
LIFE CARE CENTER OF PLYMOUTH	Plymouth	100%	90%	Achieved for Residents and Staff	Yes
LIFE CARE CENTER OF RAYNHAM	Raynham	100%	93%	Achieved for Residents and Staff	Yes
LIFE CARE CENTER OF STONEHAM	Stoneham	100%	96%	Achieved for Residents and Staff	Yes
LIFE CARE CENTER OF THE SOUTH SHORE	Scituate	100%	95%	Achieved for Residents and Staff	Yes
LIFE CARE CENTER OF W. BRIDGEWATER	West Bridgewater	0%	0%	Did Not Submit in Time	No
LIFE CARE CENTER OF WILBRAHAM, A L.T.C.F	Wilbraham	100%	93%	Achieved for Residents and Staff	Yes
LIGHTHOUSE NURSING CARE CENTER	Revere	100%	98%	Achieved for Residents and Staff	Yes
LINDA MANOR EXTENDED CARE FAC	Leeds	100%	92%	Achieved for Residents and Staff	Yes
LINDEN PONDS	Hingham	100%	95%	Achieved for Residents and Staff	Yes
LONGMEADOW OF TAUNTON	Taunton	100%	96%	Achieved for Residents and Staff	Yes
LOOMIS LAKESIDE AT REEDS LANDING	Springfield	100%	94%	Achieved for Residents and Staff	Yes
LUTHERAN REHAB & SKILLED CARE CTR	Worcester	100%	96%	Achieved for Residents and Staff	Yes
LYDIA TAFT HOUSE	Uxbridge	100%	100%	Achieved for Residents and Staff	Yes
MADONNA MANOR NURSING HOME	North Attleboro	100%	100%	Achieved for Residents and Staff	Yes
MAPLES REHABILITATION & NURSING CENTER	Wrentham	100%	98%	Achieved for Residents and Staff	Yes
MAPLEWOOD REHAB & NURSING	Amesbury	100%	99%	Achieved for Residents and Staff	Yes
MARIAN MANOR	Boston	100%	95%	Achieved for Residents and Staff	Yes
MARIAN MANOR OF TAUNTON	Taunton	100%	96%	Achieved for Residents and Staff	Yes
MARIE ESTHER HEALTH CTR., INC.	Marlborough	100%	100%	Achieved for Residents and Staff	Yes
MARLBOROUGH HILLS REHAB & HEALTH CARE CTR	Marlborough	100%	91%	Achieved for Residents and Staff	Yes
MARY ANN MORSE NURS. & REHAB. CTR.	Natick	100%	99%	Achieved for Residents and Staff	Yes
MARY'S MEADOW AT PROVIDENCE PLACE	Holyoke	100%	97%	Achieved for Residents and Staff	Yes
MASCONOMET HEALTHCARE CENTER	Topsfield	100%	92%	Achieved for Residents and Staff	Yes

Note: The figures presented in this publication were self-reported by nursing facilities. Facilities were also required to submit a signed attestation form certifying compliance with [MassHealth Nursing Facility Bulletin 146](#). See the bulletin for more information on the period over which testing occurred and how resident and staff counts were reported.



Nursing Facility Baseline Testing Results

Facility Name	City/Town	% of Residents Tested	% of Staff Tested	Baseline Testing Status	Submitted Attestation
MATTAPAN HEALTH & REHAB CTR	Milford	98%	94%	Achieved for Residents and Staff	Yes
MAYFLOWER PLACE NSG & REHAB CTR	West Yarmouth	100%	95%	Achieved for Residents and Staff	Yes
MEADOW GREEN NSG AND REHAB CTR	Waltham	100%	94%	Achieved for Residents and Staff	Yes
MEDFORD REHAB & NURSING CTR	Medford	100%	94%	Achieved for Residents and Staff	Yes
MEDWAY COUNTRY MANOR SK NURG & REH	Medway	0%	0%	Did Not Submit in Time	No
MELROSE HEALTHCARE	Melrose	100%	92%	Achieved for Residents and Staff	Yes
MERRIMACK VALLEY HEALTH CENTER	Amesbury	100%	95%	Achieved for Residents and Staff	Yes
MI NURSING/RESTORATIVE CTR	Lawrence	91%	98%	Achieved for Residents and Staff	Yes
MILFORD CENTER	Milford	100%	96%	Achieved for Residents and Staff	Yes
MONT MARIE REHAB & HEALTHCARE CTR.	Holyoke	100%	92%	Achieved for Residents and Staff	Yes
MOUNT CARMEL CARE CENTER	Lenox	100%	99%	Achieved for Residents and Staff	Yes
MOUNT GREYLOCK EXT. CARE FAC.	Pittsfield	100%	100%	Achieved for Residents and Staff	Yes
MOUNT SAINT VINCENT CARE CENTER	Holyoke	100%	100%	Achieved for Residents and Staff	Yes
NEMASKET HEALTHCARE CENTER	Middleboro	96%	94%	Achieved for Residents and Staff	Yes
NEVILLE CTR.@ FRESH POND FOR NURSING & REHABILITATION	Cambridge	100%	91%	Achieved for Residents and Staff	Yes
NEVINS NURSING & REHAB. CENTER	Methuen	97%	94%	Achieved for Residents and Staff	Yes
NEW BEDFORD JEWISH CONV HOME	New Bedford	100%	100%	Achieved for Residents and Staff	Yes
NEW ENGLAND HOMES FOR THE DEAF	Danvers	100%	100%	Achieved for Residents and Staff	Yes
NEW ENGLAND PEDIATRIC CARE	North Billerica	100%	98%	Achieved for Residents and Staff	Yes
NEWTON WELLESLEY CTR FOR ALZHEIMER'S CARE	Wellesley	100%	94%	Achieved for Residents and Staff	Yes
NORTH ADAMS COMMONS NRG.&REH.CTR	North Adams	100%	100%	Achieved for Residents and Staff	Yes
NORTH END REHABILITATION AND HEALTH CARE CENTER	Boston	100%	95%	Achieved for Residents and Staff	Yes
NORTH HILL - THE S.N.F.	Needham	100%	70%	Achieved for Residents Only	Yes
NORTHWOOD REHAB & HLTH CARE CTR	Lowell	100%	99%	Achieved for Residents and Staff	Yes
NORWOOD HEALTHCARE	Norwood	97%	91%	Achieved for Residents and Staff	Yes
NOTRE DAME HEALTH CARE CENTER	Worcester	100%	100%	Achieved for Residents and Staff	Yes
OAK KNOLL HEALTHCARE CENTER	Framingham	100%	95%	Achieved for Residents and Staff	Yes
OAKDALE REHAB. & SKILLED NURS.CTR	West Boylston	100%	97%	Achieved for Residents and Staff	Yes
OAKHILL HEALTHCARE	Middleboro	100%	93%	Achieved for Residents and Staff	Yes
ODD FELLOWS HOME OF MASS	Worcester	100%	95%	Achieved for Residents and Staff	Yes
OUR ISLAND HOME	Nantucket	100%	100%	Achieved for Residents and Staff	Yes
OUR LADY'S HAVEN	Fairhaven	100%	95%	Achieved for Residents and Staff	Yes
OVERLOOK MASONIC HEALTH CENTER	Charlton	98%	100%	Achieved for Residents and Staff	Yes

Note: The figures presented in this publication were self-reported by nursing facilities. Facilities were also required to submit a signed attestation form certifying compliance with [MassHealth Nursing Facility Bulletin 146](#). See the bulletin for more information on the period over which testing occurred and how resident and staff counts were reported.



Nursing Facility Baseline Testing Results

Facility Name	City/Town	% of Residents Tested	% of Staff Tested	Baseline Testing Status	Submitted Attestation
PALM MANOR	Chelmsford	98%	96%	Achieved for Residents and Staff	Yes
PALMER HEALTHCARE CENTER	Palmer	100%	100%	Achieved for Residents and Staff	Yes
PARK AVENUE HEALTH CENTER	Arlington	100%	100%	Achieved for Residents and Staff	Yes
PARK PLACE REHAB & SKILLED CARE CTR	Hyde Park	100%	99%	Achieved for Residents and Staff	Yes
PARKWAY HEALTH & REAHB CTR	Milford	100%	100%	Achieved for Residents and Staff	Yes
PARSONS HILL REHAB & HEALTH CARE CTR.	Worcester	100%	93%	Achieved for Residents and Staff	Yes
PENACOOK PLACE, INC.	Haverhill	100%	94%	Achieved for Residents and Staff	Yes
PHILLIPS MANOR NURSING HOME	West Lynn	100%	100%	Achieved for Residents and Staff	Yes
PILGRIM REH & SKIL NURS CTR	Peabody	100%	100%	Achieved for Residents and Staff	Yes
PINE KNOLL NURSING CENTER	Lexington	100%	92%	Achieved for Residents and Staff	Yes
PLEASANT BAY OF BREWSTER REHAB CENTER	Brewster	100%	100%	Achieved for Residents and Staff	Yes
PLYMOUTH HARBORSIDE HEALTHCARE	Plymouth	92%	90%	Achieved for Residents and Staff	Yes
PLYMOUTH REHAB & HLTH CARE CTR	Plymouth	97%	99%	Achieved for Residents and Staff	Yes
POET'S SEAT HEALTH CARE CENTER	Greenfield	96%	100%	Achieved for Residents and Staff	Yes
POPE NURSING HOME	Weymouth	100%	94%	Achieved for Residents and Staff	Yes
PORT HEALTHCARE CENTER	Newburyport	98%	95%	Achieved for Residents and Staff	Yes
PRESCOTT HOUSE	North Andover	100%	96%	Achieved for Residents and Staff	Yes
PRESENTATION REHABILITATION & SKILLED CARE CTR	Brighton	100%	94%	Achieved for Residents and Staff	Yes
QUABBIN VALLEY HEALTHCARE (BLUPOINT HEALTHCARE LLC)	Athol	100%	96%	Achieved for Residents and Staff	Yes
QUABOAG REHABILITATION & SKILLED CARE CTR	North Brookfield	100%	100%	Achieved for Residents and Staff	Yes
QUEEN ANNE NURSING HOME	Hingham	100%	93%	Achieved for Residents and Staff	Yes
QUINCY HEALTH & REHABILITATION CENTER	Quincy	100%	98%	Achieved for Residents and Staff	Yes
REHAB & NURSING CTR AT EVERETT	Everett	100%	93%	Achieved for Residents and Staff	Yes
RESERVOIR CENTER FOR HEALTH & REHAB	Marlborough	100%	97%	Achieved for Residents and Staff	Yes
REVOLUTION AT CHARLWELL	Norwood	66%	100%	Achieved for Staff Only	No
REVOLUTION AT KIMWELL	Fall River	100%	100%	Achieved for Residents and Staff	Yes
RIVER TERRACE REHAB & HEALTHCARE CTR	Lancaster	100%	100%	Achieved for Residents and Staff	Yes
RIVERBEND OF SOUTH NATICK	Natick	100%	100%	Achieved for Residents and Staff	Yes
RIVERCREST L.T.C.F.	Concord	100%	100%	Achieved for Residents and Staff	Yes
ROYAL BRAINTREE NRSG & REHAB CENTER	Braintree	100%	98%	Achieved for Residents and Staff	Yes
ROYAL CAPE COD NURSING AND REHAB CTR	Buzzards Bay	100%	100%	Achieved for Residents and Staff	Yes
ROYAL COTUIT NUR & REHAB CENTER	Mashpee	100%	95%	Achieved for Residents and Staff	Yes
ROYAL FAIRHAVEN NURSING AND REHAB CTR	Fairhaven	100%	99%	Achieved for Residents and Staff	Yes

Note: The figures presented in this publication were self-reported by nursing facilities. Facilities were also required to submit a signed attestation form certifying compliance with [MassHealth Nursing Facility Bulletin 146](#). See the bulletin for more information on the period over which testing occurred and how resident and staff counts were reported.



Nursing Facility Baseline Testing Results

Facility Name	City/Town	% of Residents Tested	% of Staff Tested	Baseline Testing Status	Submitted Attestation
ROYAL MEADOW VIEW CENTER	North Reading	100%	100%	Achieved for Residents and Staff	Yes
ROYAL MEGANSETT NRG & RET. HOME	North Falmouth	100%	100%	Achieved for Residents and Staff	Yes
ROYAL NORWELL NURSING & REHAB CTR, LLC	Norwell	100%	98%	Achieved for Residents and Staff	Yes
ROYAL NURSING CENTER, LLC	Falmouth	100%	100%	Achieved for Residents and Staff	Yes
ROYAL WAYLAND NURSING HOME, LLC	Wayland	92%	100%	Achieved for Residents and Staff	Yes
ROYAL WOOD MILL CENTER	Lawrence	100%	95%	Achieved for Residents and Staff	Yes
SACHEM CENTER FOR HEALTH & REHAB	East Bridgewater	95%	97%	Achieved for Residents and Staff	Yes
SACRED HEART NURSING HOME	New Bedford	100%	98%	Achieved for Residents and Staff	Yes
SALEM REHABILITATION CENTER LLC	Salem	100%	91%	Achieved for Residents and Staff	Yes
SANCTA MARIA NURSING HOME	Cambridge	95%	92%	Achieved for Residents and Staff	Yes
SARAH S. BRAYTON NURSING CARE CENTER	Fall River	98%	97%	Achieved for Residents and Staff	Yes
SAUGUS REHAB AND NURSING	Saugus	100%	93%	Achieved for Residents and Staff	Yes
SAVOY NURSING & REHAB CENTER	New Bedford	100%	93%	Achieved for Residents and Staff	Yes
SEA VIEW CONV & NURSING HOME	Rowley	0%	0%	Did Not Submit in Time	No
SEACOAST NURSING & REHABILITATION CTR.	Gloucester	100%	95%	Achieved for Residents and Staff	Yes
SERENITY HILL NURSING & REHABILITATION CENTER	Wrentham	100%	100%	Achieved for Residents and Staff	Yes
SEVEN HILLS PEDIATRIC CENTER	Groton	92%	100%	Achieved for Residents and Staff	Yes
SHERRILL HOUSE	Jamaica Plain	100%	97%	Achieved for Residents and Staff	Yes
SHREWSBURY NURSING & REHAB. CTR INC	Shrewsbury	100%	96%	Achieved for Residents and Staff	Yes
SIPPICAN HEALTHCARE CENTER	Marion	96%	98%	Achieved for Residents and Staff	Yes
Sixteen Acres Healthcare Center	Abington	99%	98%	Achieved for Residents and Staff	Yes
SOMERSET RIDGE	Somerset	99%	97%	Achieved for Residents and Staff	Yes
SOUTH COVE MANOR NURSING & REHAB CTR	Quincy	100%	100%	Achieved for Residents and Staff	Yes
SOUTH DENNIS HEALTHCARE	South Dennis	100%	97%	Achieved for Residents and Staff	Yes
SOUTHBRIDGE REHAB & HLTH CARE CTR	Southbridge	100%	94%	Achieved for Residents and Staff	Yes
SOUTHEAST HEALTH CARE CENTER	North Easton	98%	92%	Achieved for Residents and Staff	Yes
SOUTHPOINTE REHAB CENTER	Fall River	100%	98%	Achieved for Residents and Staff	Yes
SOUTHSHORE HEALTH CARE CENTER	Rockland	100%	97%	Achieved for Residents and Staff	Yes
SOUTHWOOD AT NORWELL NURSING CTR	Norwell	100%	95%	Achieved for Residents and Staff	Yes
SPRINGSIDE REHAB & SKILLED CARE CENTER	Pittsfield	100%	98%	Achieved for Residents and Staff	Yes
ST. CAMILLUS HEALTH CENTER	Whitinsville	97%	93%	Achieved for Residents and Staff	Yes
ST. FRANCIS REHAB & NURSING CENTER	Worcester	100%	100%	Achieved for Residents and Staff	Yes
ST. JOSEPH MANOR HEALTH CARE INC.	Brockton	100%	90%	Achieved for Residents and Staff	Yes
ST. JOSEPH REHABILITATION AND NURSING CARE CENTER	Dorchester	100%	96%	Achieved for Residents and Staff	Yes

Note: The figures presented in this publication were self-reported by nursing facilities. Facilities were also required to submit a signed attestation form certifying compliance with [MassHealth Nursing Facility Bulletin 146](#). See the bulletin for more information on the period over which testing occurred and how resident and staff counts were reported.



Nursing Facility Baseline Testing Results

Facility Name	City/Town	% of Residents Tested	% of Staff Tested	Baseline Testing Status	Submitted Attestation
ST. MARY HEALTH CARE	Worcester	100%	91%	Achieved for Residents and Staff	Yes
ST. PATRICK'S MANOR	Framingham	100%	92%	Achieved for Residents and Staff	Yes
STERLING VILLAGE LLC	Sterling	100%	99%	Achieved for Residents and Staff	Yes
STONE REHAB & SENIOR LIVING	Newton Upper Falls	100%	100%	Achieved for Residents and Staff	Yes
STONEHEDGE HEALTH CARE CENTER	West Roxbury	95%	94%	Achieved for Residents and Staff	Yes
SUDBURY PINES EXTENDED CARE	Sudbury	100%	100%	Achieved for Residents and Staff	Yes
SUNNY ACRES NURSING HOME	Chelmsford	100%	100%	Achieved for Residents and Staff	Yes
SUTTON HILL CENTER	North Andover	100%	94%	Achieved for Residents and Staff	Yes
SWEET BROOK OF WILLIAMSTOWN REHAB	Williamstown	100%	100%	Achieved for Residents and Staff	Yes
THE BOSTONIAN N.C AND REH. CTR	Dorchester	100%	100%	Achieved for Residents and Staff	Yes
THE GUARDIAN CENTER, INC.	Brockton	97%	91%	Achieved for Residents and Staff	Yes
THE HERMITAGE HEALTHCARE	Worcester	97%	91%	Achieved for Residents and Staff	Yes
THE HIGHLANDS	Fitchburg	100%	100%	Achieved for Residents and Staff	Yes
THE MEADOWS OF CENTRAL MASSACHUSETTS	Rochdale	100%	98%	Achieved for Residents and Staff	Yes
THE OAKS	New Bedford	99%	92%	Achieved for Residents and Staff	Yes
THE OXFORD REHAB & HEALTH CARE CENTER	Haverhill	100%	91%	Achieved for Residents and Staff	Yes
THE PAVILION	Hyannis	100%	100%	Achieved for Residents and Staff	Yes
THOMAS UPHAM HOUSE	Medfield	100%	100%	Achieved for Residents and Staff	Yes
TIMBERLYN HEIGHTS NURSING & REHABILITATION	Great Barrington	98%	100%	Achieved for Residents and Staff	Yes
TIMOTHY DANIELS HOUSE	Holliston	100%	100%	Achieved for Residents and Staff	Yes
TOWN & COUNTRY HEALTH CARE CTR	Lowell	0%	0%	Did Not Submit in Time	No
TREMONT HEALTH CARE CENTER	Wareham	100%	97%	Achieved for Residents and Staff	Yes
TWIN OAKS REHAB AND NURSING	Danvers	94%	100%	Achieved for Residents and Staff	Yes
VERO HEALTH & REHAB OF HAMPDEN	Hampden	100%	100%	Achieved for Residents and Staff	Yes
VERO HEALTH & REHAB OF SOUTH HADLEY	South Hadley	100%	97%	Achieved for Residents and Staff	Yes
VERO HEALTH & REHAB OF WILBRAHAM	Wilbraham	100%	97%	Achieved for Residents and Staff	Yes
VICTORIA HAVEN NSG FACILITY	Norwood	100%	91%	Achieved for Residents and Staff	Yes
WACHUSETT MANOR	Gardner	100%	99%	Achieved for Residents and Staff	Yes
WAKEFIELD CENTER	Wakefield	97%	95%	Achieved for Residents and Staff	Yes
WALPOLE HEALTHCARE	Walpole	100%	90%	Achieved for Residents and Staff	Yes
WAREHAM HEALTHCARE	Wareham	91%	90%	Achieved for Residents and Staff	Yes
WATERTOWN HEALTH CENTER	Watertown	100%	92%	Achieved for Residents and Staff	Yes
WATERVIEW LODGE LLC, REHAB & HEALTHCARE	Ashland	100%	94%	Achieved for Residents and Staff	Yes
WEBSTER MANOR REHAB & HEALTH CARE CTR.	Webster	100%	98%	Achieved for Residents and Staff	Yes

Note: The figures presented in this publication were self-reported by nursing facilities. Facilities were also required to submit a signed attestation form certifying compliance with [MassHealth Nursing Facility Bulletin 146](#). See the bulletin for more information on the period over which testing occurred and how resident and staff counts were reported.



Nursing Facility Baseline Testing Results

Facility Name	City/Town	% of Residents Tested	% of Staff Tested	Baseline Testing Status	Submitted Attestation
WEBSTER PARK REHAB & HEALTHCARE CTR.	Rockland	100%	94%	Achieved for Residents and Staff	Yes
WEDGEMERE HEALTHCARE	Taunton	100%	98%	Achieved for Residents and Staff	Yes
WEST NEWTON HEALTHCARE	Newton	99%	91%	Achieved for Residents and Staff	Yes
WEST REVERE HEALTH CENTER	Revere	100%	100%	Achieved for Residents and Staff	Yes
WEST ROXBURY HEALTH & REHAB CTR	Milford	98%	100%	Achieved for Residents and Staff	Yes
WEST SIDE HOUSE LTCF	Worcester	100%	100%	Achieved for Residents and Staff	Yes
WESTBOROUGH HEALTHCARE	Westborough	100%	92%	Achieved for Residents and Staff	Yes
WESTFIELD CENTER	Westfield	98%	99%	Achieved for Residents and Staff	Yes
WESTFIELD GARDENS NURSING & REHAB	Westfield	100%	100%	Achieved for Residents and Staff	Yes
WESTFORD HOUSE	Westford	100%	96%	Achieved for Residents and Staff	Yes
WHITTIER BRADFORD TRANS. CARE UNIT	Bradford	100%	100%	Achieved for Residents and Staff	Yes
WHITTIER WESTBOROUGH TRANSITIONAL CARE UNIT	Westborough	92%	96%	Achieved for Residents and Staff	Yes
WILLIAMSTOWN COMMONS N&R CTR	Williamstown	97%	98%	Achieved for Residents and Staff	Yes
WILLIMANSETT CENTER EAST	Chicopee	100%	93%	Achieved for Residents and Staff	Yes
WILLIMANSETT CENTER WEST	Chicopee	91%	96%	Achieved for Residents and Staff	Yes
WILLOW MANOR	Lowell	100%	98%	Achieved for Residents and Staff	Yes
WILMINGTON REHAB CENTER LLC	Wilmington	100%	91%	Achieved for Residents and Staff	Yes
WINCHESTER NURSING CENTER	Winchester	100%	98%	Achieved for Residents and Staff	Yes
WINDEMERE NURSING & REHAB CENTER ON MARTHA'S VINEYARD	Oak Bluffs	93%	97%	Achieved for Residents and Staff	Yes
WINDSOR NSG & RET. HOME	South Yarmouth	100%	100%	Achieved for Residents and Staff	Yes
WINGATE AT CHESTNUT HILL	Chestnut Hill	100%	100%	Achieved for Residents and Staff	Yes
WINGATE AT HARWICH	Harwich	100%	94%	Achieved for Residents and Staff	Yes
WINGATE AT HAVERHILL	Haverhill	100%	98%	Achieved for Residents and Staff	Yes
WINGATE AT NEEDHAM	Needham Heights	100%	100%	Achieved for Residents and Staff	Yes
WINGATE AT NORTON	Norton	100%	96%	Achieved for Residents and Staff	Yes
WINGATE AT SHARON	Sharon	100%	98%	Achieved for Residents and Staff	Yes
WINGATE AT SILVER LAKE	Kingston	100%	100%	Achieved for Residents and Staff	Yes
WINGATE AT WESTON	Weston	100%	100%	Achieved for Residents and Staff	Yes
WOBURN NURSING CENTER	Woburn	100%	98%	Achieved for Residents and Staff	Yes
WORCESTER HEALTH CENTER	Worcester	100%	95%	Achieved for Residents and Staff	Yes
WORCESTER REHAB & HLTH CARE CTR	Worcester	94%	92%	Achieved for Residents and Staff	Yes

Note: The figures presented in this publication were self-reported by nursing facilities. Facilities were also required to submit a signed attestation form certifying compliance with [MassHealth Nursing Facility Bulletin 146](#). See the bulletin for more information on the period over which testing occurred and how resident and staff counts were reported.



Nursing Facilities Clinical Audits

- On, April 27th the Commonwealth announced a COVID-19 Nursing Facility Accountability and Support Program. The program is predicated on clinical audits every two weeks **based on a [28-point Infection Control Checklist](#)**.
- The 28 point infection control checklist was developed in accordance federal and state guidelines. Audits are completed by licensed nurses and clinical staff trained in infection control.
- The bi-weekly report depicts how each facility has scored on their audits.**
- Based on a facility’s score on the 28-point checklist, each facility is rated:
 - Green “In Adherence”** and scored at least a 24 out of 28
 - Yellow “In Adherence but warrants reinspection”** and scored at least 20 out of 28
 - Red “Not in Adherence”** and scored under 20 and/or **missed at least one of six core**
- There are **360 nursing facilities that are subject to at least two infection control audits** over the months of May and June 2020
- Facilities are audited more frequently** if they (1) are found to be “**Not in Adherence**” or “**In Adherence but Warrants Reinspection**” in a given audit, (2) have **historic infection control or quality issues**, and/or (3) are **randomly** selected for an audit

		Round 1	Round 2
Audit Results (through 5/30)	Total audits completed	360	230
	Total facilities in adherence	228	180
	Total facilities in adherence but warrant reinspection	0	1
	Total facilities not in adherence		
	- Facilities with score >20 but missed core competency	119	49
	- Facilities with score <20	13	0
	Percentage of facilities not in adherence	37%	14%

** Round 2 audits were conducted at facilities that (1) are found to be “Not in Adherence” or “In Adherence but Warrants Reinspection” in a given audit, (2) have historic infection control or quality issues, and/or (3) are randomly selected for an audit*

Nursing Facility Audit Survey Results

Audit Periods 1 & 2, Date of Audit through 5/29/2020

Facility Name	City/Town	Audit Period	Overall Audit Determination	Reason For Non Adherence	Score
ABERJONA NURSING CENTER, INC.	WINCHESTER	1	In adherence	NA	28
ACADEMY MANOR	ANDOVER	1	Not in adherence	Core Competencies	26
		2	In adherence	NA	28
ADVINIA CARE AT PROVINCETOWN	PROVINCETOWN	1	Not in adherence	Core Competencies	26
		2	In adherence	NA	28
ADVOCATE HEALTHCARE OF EAST BOSTON	BOSTON	1	In adherence	NA	26
AGAWAM HEALTHCARE	AGAWAM	1	Not in adherence	Core Competencies	27
		2	In adherence	NA	28
ALDEN COURT NURSING CARE & REHAB CTR	FAIRHAVEN	1	Not in adherence	Core Competencies	27
		2	In adherence	NA	28
ALLIANCE HEALTH AT ABBOTT	LYNN	1	In adherence	NA	26
		2	In adherence	NA	28
ALLIANCE HEALTH AT BALDWINVILLE	TEMPLETON	1	In adherence	NA	28
		2	In adherence	NA	28
ALLIANCE HEALTH AT BRAINTREE	BRAINTREE	1	In adherence	NA	28
ALLIANCE HEALTH AT DEVEREUX	MARBLEHEAD	1	In adherence	NA	27
ALLIANCE HEALTH AT MARIE ESTHER	MARLBOROUGH	1	In adherence	NA	28
		2	In adherence	NA	28
ALLIANCE HEALTH AT MARINA BAY	QUINCY	1	Not in adherence	Core Competencies	27
		2	In adherence	NA	28
ALLIANCE HEALTH AT ROSEWOOD	PEABODY	1	In adherence	NA	28
ALLIANCE HEALTH AT WEST ACRES	BROCKTON	1	In adherence	NA	28
		2	Not in adherence	Core Competencies	27
APPLE VALLEY CENTER	AYER	1	Not in adherence	Core Competencies	27
		2	In adherence	NA	28
ARMENIAN NURSING & REHAB. CTR.	BOSTON	1	In adherence	NA	26
ATTLEBORO HEALTHCARE	ATTLEBORO	1	Not in adherence	Core Competencies	26
		2	In adherence	NA	26
BAKER KATZ SKILLED NURSING & REHAB CTR	HAVERHILL	1	In adherence	NA	25
		2	In adherence	NA	28
BAYPATH AT DUXBURY NURSING & REHAB	DUXBURY	1	In adherence	NA	27
		2	Not in adherence	Core Competencies	26
BAYPOINTE REHAB CENTER	BROCKTON	1	Not in adherence	Core Competencies	23
		2	Not in adherence	Core Competencies	27
BEAR HILL HEALTHCARE AND REHABILITATION CENTER	STONEHAM	1	Not in adherence	Core Competencies	21
		2	In adherence	NA	27
BEAR MOUNTAIN AT ANDOVER	ANDOVER	1	In adherence	NA	27

Each facility is subject to at least two infection control audits over the months of May and June 2020; facilities are audited more frequently if they (1) are found to be "Not in Adherence" or "In Adherence but Warrants Reinspection" in a given audit, (2) have historic infection control or quality issues, and/or (3) are randomly selected for an audit

Nursing Facility Audit Survey Results

Audit Periods 1 & 2, Date of Audit through 5/29/2020

Facility Name	City/Town	Audit Period	Overall Audit Determination	Reason For Non Adherence	Score
BEAR MOUNTAIN AT ANDOVER	ANDOVER	2	In adherence	NA	28
BEAR MOUNTAIN AT READING	READING	1	In adherence	NA	28
BEAR MOUNTAIN AT SUDBURY	SUDBURY	1	Not in adherence	Core Competencies and Total Score	13
		2	Not in adherence	Core Competencies	22
BEAR MOUNTAIN AT WEST SPRINGFIELD	WEST SPRINGFIELD	1	In adherence	NA	26
		2	In adherence	NA	28
BEAR MOUNTAIN AT WORCESTER	WORCESTER	1	Not in adherence	Core Competencies	23
		2	In adherence	NA	28
BEAUMONT REHAB & SKD NATICK	NATICK	1	In adherence	NA	28
		2	In adherence	NA	28
BEAUMONT REHAB & SKD NORTHBOROUGH	NORTHBOROUGH	1	Not in adherence	Core Competencies	22
		2	In adherence	NA	28
BEAUMONT REHAB & SKD NORTHBRIDGE	NORTHBRIDGE	1	Not in adherence	Core Competencies	25
		2	In adherence	NA	28
BEAUMONT REHAB & SKD WESTBOROUGH	WESTBOROUGH	1	In adherence	NA	28
BELMONT MANOR NURSING HOME	BELMONT	1	Not in adherence	Core Competencies	26
		2	In adherence	NA	28
BELVIDERE HEALTHCARE CENTER	LOWELL	1	Not in adherence	Core Competencies	24
		2	In adherence	NA	28
BENJAMIN HEALTHCARE CENTER	BOSTON	1	In adherence	NA	24
BERKELEY RETIREMENT HOME	LAWRENCE	1	In adherence	NA	27
		2	In adherence	NA	27
BERKSHIRE REHABILITATION & SKILLED CARE CENTER	SANDISFIELD	1	Not in adherence	Core Competencies	27
		2	In adherence	NA	28
BETHANY SKILLED NURSING FACILITY	FRAMINGHAM	1	In adherence	NA	26
BLAIRE HOUSE LTCF MILFORD	MILFORD	1	In adherence	NA	27
BLAIRE HOUSE LTCF TEWKSBURY	TEWKSBURY	1	Not in adherence	Core Competencies and Total Score	19
		2	Not in adherence	Core Competencies	26
BLAIRE HOUSE LTCF WORCESTER	WORCESTER	1	Not in adherence	Core Competencies	24
		2	In adherence	NA	28
BLUE HILLS HEALTH & REHAB	STOUGHTON	1	Not in adherence	Core Competencies	22
		2	Not in adherence	Core Competencies	27
BLUEBERRY HILL REHAB & HEALTHCARE CTR	BEVERLY	1	In adherence	NA	27
		2	In adherence	NA	28
BOSTON HOME	BOSTON	1	In adherence	NA	28
BOSTONIAN NURSING CARE & REHABILITATION CTR, THE	BOSTON	1	Not in adherence	Core Competencies	27
		2	In adherence	NA	28

Each facility is subject to at least two infection control audits over the months of May and June 2020; facilities are audited more frequently if they (1) are found to be "Not in Adherence" or "In Adherence but Warrants Reinspection" in a given audit, (2) have historic infection control or quality issues, and/or (3) are randomly selected for an audit

Nursing Facility Audit Survey Results

Audit Periods 1 & 2, Date of Audit through 5/29/2020

Facility Name	City/Town	Audit Period	Overall Audit Determination	Reason For Non Adherence	Score
BOURNE MANOR EXT CARE FACILITY	BOURNE	1	In adherence	NA	24
BRAINTREE MANOR HEALTHCARE	BRAINTREE	1	In adherence	NA	25
BRANDON WOODS OF DARTMOUTH	DARTMOUTH	1	Not in adherence	Core Competencies	27
		2	Not in adherence	Core Competencies	26
BRANDON WOODS OF NEW BEDFORD	NEW BEDFORD	1	In adherence	NA	25
		2	Not in adherence	Core Competencies	22
BRENTWOOD REHAB & HEALTHCARE CTR	DANVERS	1	Not in adherence	Core Competencies	22
		2	In adherence	NA	28
BRIARWOOD REHAB & HEALTHCARE CTR	NEEDHAM	1	In adherence	NA	28
		2	In adherence	NA	27
BRIDGEWATER NURSING HOME	BRIDGEWATER	1	Not in adherence	Core Competencies	21
		2	In adherence	NA	27
BRIGHAM HEALTH & REHAB CENTER LLC	Null	1	In adherence	NA	28
BRIGHTON HOUSE REHAB & NURSING CTR	BOSTON	1	In adherence	NA	28
BROCKTON HEALTH CENTER	BROCKTON	1	Not in adherence	Core Competencies	25
		2	Not in adherence	Core Competencies	26
BROOKSIDE REHAB & HEALTHCARE CENTER	WEBSTER	1	In adherence	NA	27
		2	In adherence	NA	27
BRUSH HILL CARE CENTER	MILTON	1	Not in adherence	Core Competencies	26
		2	Not in adherence	Core Competencies	23
BUCKLEY-GREENFIELD HEALTHCARE CTR	GREENFIELD	1	In adherence	NA	28
		2	In adherence	NA	27
CAMBRIDGE REHAB & NURSING CTR	CAMBRIDGE	1	Not in adherence	Core Competencies	27
		2	In adherence	NA	28
CAMPION HEALTH & WELLNESS, INC	WESTON	1	In adherence	NA	26
CAPE HERITAGE REHAB & HLTH CARE CTR	SANDWICH	1	In adherence	NA	27
CAPE REGENCY REHAB & HLTH CARE CTR	BARNSTABLE	1	In adherence	NA	27
CARDIGAN NURSING & REHABILITATION CTR	SCITUATE	1	In adherence	NA	27
		2	Not in adherence	Core Competencies	27
CARE ONE AT BROOKLINE	BROOKLINE	1	In adherence	NA	28
CARE ONE AT CONCORD	CONCORD	1	Not in adherence	Core Competencies	26
		2	In adherence	NA	28
CARE ONE AT ESSEX PARK	BEVERLY	1	In adherence	NA	26
CARE ONE AT HOLYOKE	HOLYOKE	1	Not in adherence	Core Competencies	26
		2	In adherence	NA	28
CARE ONE AT LEXINGTON	LEXINGTON	1	In adherence	NA	27
CARE ONE AT LOWELL	LOWELL	1	Not in adherence	Core Competencies and Total Score	18

Each facility is subject to at least two infection control audits over the months of May and June 2020; facilities are audited more frequently if they (1) are found to be "Not in Adherence" or "In Adherence but Warrants Reinspection" in a given audit, (2) have historic infection control or quality issues, and/or (3) are randomly selected for an audit

Nursing Facility Audit Survey Results

Audit Periods 1 & 2, Date of Audit through 5/29/2020

Facility Name	City/Town	Audit Period	Overall Audit Determination	Reason For Non Adherence	Score
CARE ONE AT LOWELL	LOWELL	2	In adherence	NA	28
CARE ONE AT MILLBURY	MILLBURY	1	In adherence	NA	28
CARE ONE AT NEW BEDFORD	NEW BEDFORD	1	In adherence	NA	25
		2	Not in adherence	Core Competencies	22
CARE ONE AT NEWTON	NEWTON	1	In adherence	NA	27
CARE ONE AT NORTHAMPTON	NORTHAMPTON	1	In adherence	NA	27
CARE ONE AT PEABODY	PEABODY	1	Not in adherence	Core Competencies	25
		2	In adherence	NA	28
CARE ONE AT RANDOLPH	RANDOLPH	1	Not in adherence	Core Competencies	21
		2	In adherence	NA	28
CARE ONE AT REDSTONE	EAST LONGMEADOW	1	In adherence	NA	27
		2	In adherence	NA	28
CARE ONE AT WEYMOUTH	WEYMOUTH	1	In adherence	NA	28
CARE ONE AT WILMINGTON	WILMINGTON	1	In adherence	NA	27
CARLETON-WILLARD VILLAGE RETIREMENT & NURSING CTR	BEDFORD	1	In adherence	NA	24
CARLYLE HOUSE	FRAMINGHAM	1	In adherence	NA	28
CARVALHO GROVE HEALTH AND REHABILITATION CENTER	FALL RIVER	1	In adherence	NA	28
CASA DE RAMANA REHABILITATION CENTER	FRAMINGHAM	1	In adherence	NA	28
		2	In adherence	NA	28
CATHOLIC MEMORIAL HOME	FALL RIVER	1	In adherence	NA	28
CEDAR VIEW REHAB & HEALTHCARE CTR	METHUEN	1	In adherence	NA	25
CEDARWOOD GARDENS	FRANKLIN	1	In adherence	NA	28
		2	In adherence	NA	28
CENTER FOR EXTENDED CARE AT AMHERST	AMHERST	1	In adherence	NA	28
		2	In adherence	NA	28
CHAPIN CENTER	SPRINGFIELD	1	In adherence	NA	28
		2	In adherence	NA	28
CHARLENE MANOR EXT. CARE FAC.	GREENFIELD	1	In adherence	NA	28
		2	In adherence	NA	28
CHESTNUT HILL OF EAST LONGMEADOW	EAST LONGMEADOW	1	In adherence	NA	28
CHESTNUT WOODS REHAB & HEALTHCARE CTR	SAUGUS	1	Not in adherence	Core Competencies	23
		2	In adherence	NA	27
CHETWYNDE HEALTHCARE	NEWTON	1	In adherence	NA	25
CHICOPEE REHABILITATION AND NURSING CENTER	CHICOPEE	1	In adherence	NA	27
		2	In adherence	NA	28
CHRISTOPHER HOUSE OF WORCESTER	WORCESTER	1	In adherence	NA	28
CLIFTON REHABILITATIVE NURG. CTR	SOMERSET	1	In adherence	NA	26

Each facility is subject to at least two infection control audits over the months of May and June 2020; facilities are audited more frequently if they (1) are found to be "Not in Adherence" or "In Adherence but Warrants Reinspection" in a given audit, (2) have historic infection control or quality issues, and/or (3) are randomly selected for an audit

Nursing Facility Audit Survey Results

Audit Periods 1 & 2, Date of Audit through 5/29/2020

Facility Name	City/Town	Audit Period	Overall Audit Determination	Reason For Non Adherence	Score
CLIFTON REHABILITATIVE NURG. CTR	SOMERSET	2	In adherence	NA	28
COLEMAN HOUSE	NORTHBOROUGH	1	In adherence	NA	27
		2	In adherence	NA	27
COLONY CENTER HEALTH & REHAB	ABINGTON	1	In adherence	NA	27
		2	In adherence	NA	28
CONTINUING CARE II AT BROOKSBY VILLAGE	PEABODY	1	In adherence	NA	26
COPLEY AT STOUGHTON NURG.CARE CTR	STOUGHTON	1	Not in adherence	Core Competencies	22
		2	In adherence	NA	27
COUNTRY CENTER FOR HEALTH & REHAB	NEWBURYPORT	1	In adherence	NA	28
		2	In adherence	NA	28
COUNTRY GARDENS HEALTH & REHAB CENTER	SWANSEA	1	Not in adherence	Core Competencies	25
		2	In adherence	NA	28
COUNTRYSIDE HEALTH CARE OF MILFORD	MILFORD	1	In adherence	NA	28
COURTYARD NURSING CARE CENTER	MEDFORD	1	Not in adherence	Core Competencies	27
		2	In adherence	NA	28
CRANEVILLE PLACE AT DALTON	DALTON	1	In adherence	NA	27
D'YOUVILLE SENIOR CARE	LOWELL	1	Not in adherence	Core Competencies	24
		2	In adherence	NA	27
DAY BROOK VILLAGE SENIOR LIVING	HOLYOKE	1	In adherence	NA	28
DEDHAM HEALTHCARE	DEDHAM	1	Not in adherence	Core Competencies	25
		2	Not in adherence	Core Competencies	24
DEN-MAR HEALTH AND REHABILITATION CENTER	ROCKPORT	1	Not in adherence	Core Competencies	26
		2	Not in adherence	Core Competencies	23
DEXTER HOUSE HEALTHCARE	MALDEN	1	In adherence	NA	28
		2	In adherence	NA	28
DWYER HOME	WEYMOUTH	1	In adherence	NA	28
		2	In adherence	NA	25
EAST LONGMEADOW SKILLED NURSING CENTER	EAST LONGMEADOW	1	In adherence	NA	26
		2	In adherence	NA	28
EASTPOINTE REHAB CENTER	CHELSEA	1	Not in adherence	Core Competencies	25
		2	In adherence	NA	28
ELAINE CENTER AT HADLEY	HADLEY	1	In adherence	NA	27
ELIOT CENTER FOR HEALTH & REHABILITATION	NATICK	1	In adherence	NA	28
		2	In adherence	NA	27
ELIZABETH SETON	WELLESLEY	1	In adherence	NA	28
ELLIS NURSING HOME (THE)	NORWOOD	1	Not in adherence	Core Competencies	23
		2	In adherence	NA	28

Each facility is subject to at least two infection control audits over the months of May and June 2020; facilities are audited more frequently if they (1) are found to be "Not in Adherence" or "In Adherence but Warrants Reinspection" in a given audit, (2) have historic infection control or quality issues, and/or (3) are randomly selected for an audit

Nursing Facility Audit Survey Results

Audit Periods 1 & 2, Date of Audit through 5/29/2020

Facility Name	City/Town	Audit Period	Overall Audit Determination	Reason For Non Adherence	Score
FAIRHAVEN HEALTHCARE CENTER	LOWELL	1	Not in adherence	Core Competencies	26
		2	Not in adherence	Core Competencies	26
FAIRVIEW COMMONS NURSING & REHABILITATION CENTER	GREAT BARRINGTON	1	In adherence	NA	28
		2	In adherence	NA	28
FALL RIVER HEALTHCARE	FALL RIVER	1	Not in adherence	Core Competencies	27
		2	Not in adherence	Core Competencies	26
FALL RIVER JEWISH HOME, INC	FALL RIVER	1	In adherence	NA	26
FARREN CARE CENTER	MONTAGUE	1	In adherence	NA	28
FITCHBURG HEALTHCARE	FITCHBURG	1	In adherence	NA	28
FITCHBURG REHABILITATION AND NURSING CENTER	FITCHBURG	1	In adherence	NA	28
		2	In adherence	NA	28
GARDEN PLACE HEALTHCARE	ATTLEBORO	1	In adherence	NA	28
		2	In adherence	NA	28
GARDNER REHABILITATION AND NURSING CENTER	GARDNER	1	Not in adherence	Core Competencies	21
		2	In adherence	NA	28
GERMAN CENTER FOR EXTENDED CARE	BOSTON	1	Not in adherence	Core Competencies	27
		2	In adherence	NA	28
GLEN RIDGE NURSING CARE CENTER	MEDFORD	1	Not in adherence	Core Competencies	26
		2	In adherence	NA	28
GLOUCESTER HEALTHCARE	GLOUCESTER	1	Not in adherence	Core Competencies	25
		2	In adherence	NA	28
GOVERNORS CENTER	WESTFIELD	1	Not in adherence	Core Competencies	27
		2	In adherence	NA	28
GREENWOOD NURSING & REHABILITATION CENTER	WAKEFIELD	1	In adherence	NA	27
GUARDIAN CENTER (THE)	BROCKTON	1	Not in adherence	Core Competencies	20
		2	Not in adherence	Core Competencies	25
HANCOCK PARK REHABILITATION AND NURSING CENTER	QUINCY	1	In adherence	NA	28
HANNAH B G SHAW HOME FOR THE AGED	MIDDLEBOROUGH	1	In adherence	NA	27
HANNAH DUSTON HEALTHCARE CENTER	HAVERHILL	1	In adherence	NA	27
HARBOR HOUSE NURSING & REHABILITATION CENTER	HINGHAM	1	In adherence	NA	28
HATHAWAY MANOR EXTENDED CARE	NEW BEDFORD	1	In adherence	NA	28
HATHORNE HILL	DANVERS	1	Not in adherence	Core Competencies	23
		2	In adherence	NA	27
HEATHWOOD HEALTHCARE	NEWTON	1	In adherence	NA	28
		2	Not in adherence	Core Competencies	26
HELLENIC NURSING & REHABILITATION CENTER	CANTON	1	Not in adherence	Core Competencies	26
		2	Not in adherence	Core Competencies	26

Each facility is subject to at least two infection control audits over the months of May and June 2020; facilities are audited more frequently if they (1) are found to be "Not in Adherence" or "In Adherence but Warrants Reinspection" in a given audit, (2) have historic infection control or quality issues, and/or (3) are randomly selected for an audit

Nursing Facility Audit Survey Results

Audit Periods 1 & 2, Date of Audit through 5/29/2020

Facility Name	City/Town	Audit Period	Overall Audit Determination	Reason For Non Adherence	Score
HERITAGE HALL EAST	AGAWAM	1	Not in adherence	Core Competencies	26
		2	In adherence	NA	26
HERITAGE HALL NORTH	AGAWAM	1	In adherence	NA	28
		2	In adherence	NA	28
HERITAGE HALL SOUTH	AGAWAM	1	Not in adherence	Core Competencies	26
		2	In adherence	NA	28
HERITAGE HALL WEST	AGAWAM	1	Not in adherence	Core Competencies	24
		2	In adherence	NA	28
HERMITAGE HEALTHCARE (THE)	WORCESTER	1	In adherence	NA	28
		2	Not in adherence	Core Competencies	24
HIGHLANDS, THE	FITCHBURG	1	Not in adherence	Core Competencies	26
		2	In adherence	NA	26
HIGHVIEW OF NORTHAMPTON	NORTHAMPTON	1	In adherence	NA	27
		2	In adherence	NA	28
HILLCREST COMMONS NURSING & REHABILITATION CENTER	PITTSFIELD	1	In adherence	NA	28
		2	In adherence	NA	27
HOLDEN REHABILITATION & NURSING CENTER	HOLDEN	1	In adherence	NA	28
		2	In adherence	NA	28
HOLY TRINITY EASTERN ORTHODOX N & R CENTER	WORCESTER	1	In adherence	NA	28
HOLYOKE HEALTHCARE CENTER	HOLYOKE	1	In adherence	NA	28
		2	In adherence	NA	28
HUNT NURSING & REHAB CENTER	DANVERS	1	Not in adherence	Core Competencies	24
		2	In adherence	NA	28
JEANNE JUGAN RESIDENCE	SOMERVILLE	1	In adherence	NA	25
JEFFREY & SUSAN BRUDNICK CENTER FOR LIVING	PEABODY	1	In adherence	NA	28
		2	In adherence	NA	26
JESMOND NURSING HOME	NAHANT	1	Not in adherence	Core Competencies and Total Score	15
		2	In adherence	NA	28
JEWISH HEALTHCARE CENTER	WORCESTER	1	In adherence	NA	28
JML CARE CENTER INC	FALMOUTH	1	In adherence	NA	28
		2	Not in adherence	Core Competencies	27
JOHN ADAMS HEALTHCARE CENTER	QUINCY	1	In adherence	NA	27
JOHN SCOTT HOUSE NURSING & REHABILITATION CENTER	BRAINTREE	1	In adherence	NA	28
JULIAN J LEVITT FAMILY NURSING HOME	LONGMEADOW	1	In adherence	NA	28
		2	In adherence	NA	28
KATZMAN FAMILY CENTER FOR LIVING	CHELSEA	1	In adherence	NA	28
		2	In adherence	NA	26

Each facility is subject to at least two infection control audits over the months of May and June 2020; facilities are audited more frequently if they (1) are found to be "Not in Adherence" or "In Adherence but Warrants Reinspection" in a given audit, (2) have historic infection control or quality issues, and/or (3) are randomly selected for an audit

Nursing Facility Audit Survey Results

Audit Periods 1 & 2, Date of Audit through 5/29/2020

Facility Name	City/Town	Audit Period	Overall Audit Determination	Reason For Non Adherence	Score
KEYSTONE CENTER	LEOMINSTER	1	In adherence	NA	28
KIMBALL FARMS NURSING CARE CENTER	LENOX	1	Not in adherence	Core Competencies	24
		2	In adherence	NA	28
KNOLLWOOD NURSING CENTER	WORCESTER	1	Not in adherence	Core Competencies	24
		2	In adherence	NA	28
LAFAYETTE REHABILITATION & SKILLED NURSING FACILITY	MARBLEHEAD	1	Not in adherence	Core Competencies	25
		2	In adherence	NA	28
LAKEVIEW HOUSE SKLD NRSG AND RESIDENTIAL CARE FAC	HAVERHILL	1	In adherence	NA	28
LANESSA EXTENDED CARE	WEBSTER	1	In adherence	NA	28
LAUREL RIDGE REHAB AND SKILLED CARE CENTER	BOSTON	1	In adherence	NA	26
LEDGEWOOD REHABILITATION & SKILLED NURSING CENTER	BEVERLY	1	In adherence	NA	28
LEE HEALTHCARE	LEE	1	Not in adherence	Core Competencies	26
		2	In adherence	NA	28
LEONARD FLORENCE CENTER FOR LIVING	CHELSEA	1	In adherence	NA	28
		2	In adherence	NA	28
LIBERTY COMMONS	CHATHAM	1	In adherence	NA	27
LIFE CARE CENTER OF ACTON	ACTON	1	Not in adherence	Core Competencies	22
		2	In adherence	NA	27
LIFE CARE CENTER OF ATTLEBORO	ATTLEBORO	1	Not in adherence	Core Competencies	27
		2	In adherence	NA	28
LIFE CARE CENTER OF AUBURN	AUBURN	1	In adherence	NA	27
		2	In adherence	NA	28
LIFE CARE CENTER OF LEOMINSTER	LEOMINSTER	1	Not in adherence	Core Competencies	26
		2	In adherence	NA	27
LIFE CARE CENTER OF MERRIMACK VALLEY	BILLERICA	1	Not in adherence	Core Competencies	21
		2	In adherence	NA	28
LIFE CARE CENTER OF NASHOBA VALLEY	LITTLETON	1	In adherence	NA	26
LIFE CARE CENTER OF PLYMOUTH	PLYMOUTH	1	In adherence	NA	28
LIFE CARE CENTER OF RAYNHAM	RAYNHAM	1	In adherence	NA	26
LIFE CARE CENTER OF STONEHAM	STONEHAM	1	Not in adherence	Core Competencies	26
		2	In adherence	NA	28
LIFE CARE CENTER OF THE NORTH SHORE	LYNN	1	In adherence	NA	27
LIFE CARE CENTER OF THE SOUTH SHORE	SCITUATE	1	In adherence	NA	28
LIFE CARE CENTER OF WEST BRIDGEWATER	WEST BRIDGEWATER	1	Not in adherence	Core Competencies	26
		2	Not in adherence	Core Competencies	25
LIFE CARE CENTER OF WILBRAHAM	WILBRAHAM	1	Not in adherence	Core Competencies	26
		2	In adherence	NA	27

Each facility is subject to at least two infection control audits over the months of May and June 2020; facilities are audited more frequently if they (1) are found to be "Not in Adherence" or "In Adherence but Warrants Reinspection" in a given audit, (2) have historic infection control or quality issues, and/or (3) are randomly selected for an audit

Nursing Facility Audit Survey Results

Audit Periods 1 & 2, Date of Audit through 5/29/2020

Facility Name	City/Town	Audit Period	Overall Audit Determination	Reason For Non Adherence	Score
LIGHTHOUSE NURSING CARE CENTER	REVERE	1	In adherence	NA	27
		2	In adherence	NA	27
LINDA MANOR EXTENDED CARE FACILITY	LEEDS	1	In adherence	NA	28
LINDEN PONDS	HINGHAM	1	In adherence	NA	26
LONGMEADOW OF TAUNTON	TAUNTON	1	In adherence	NA	28
LOOMIS LAKESIDE AT REEDS LANDING	SPRINGFIELD	1	Not in adherence	Core Competencies	24
		2	In adherence	NA	26
LUTHERAN REHABILITATION & SKILLED CARE CENTER	WORCESTER	1	Not in adherence	Core Competencies	27
		2	In adherence	NA	28
LYDIA TAFT HOUSE	UXBRIDGE	1	Not in adherence	Core Competencies	26
		2	In adherence	NA	27
M I NURSING & RESTORATIVE CENTER	LAWRENCE	1	Not in adherence	Core Competencies and Total Score	18
		2	In adherence	NA	28
MADONNA MANOR NURSING HOME	NORTH ATTLEBORO	1	In adherence	NA	27
		2	In adherence	NA	28
MAPLES REHABILITATION & NURSING CENTER	WRENTHAM	1	In adherence	NA	26
		2	Not in adherence	Core Competencies	27
MAPLEWOOD REHAB AND NURSING	AMESBURY	1	In adherence	NA	28
		2	Not in adherence	Core Competencies	27
MARIAN MANOR	BOSTON	1	Not in adherence	Core Competencies	27
		2	Not in adherence	Core Competencies	27
MARIAN MANOR OF TAUNTON	TAUNTON	1	In adherence	NA	27
MARISTHILL NURSING & REHABILITATION CENTER	WALTHAM	1	Not in adherence	Core Competencies	22
		2	Not in adherence	Core Competencies	22
MARLBOROUGH HILLS REHABILITATION & HLTH CARE CTR	MARLBOROUGH	1	Not in adherence	Core Competencies	26
		2	In adherence	NA	28
MARY ANN MORSE NURSING & REHABILITATION	NATICK	1	In adherence	NA	28
		2	Not in adherence	Core Competencies	23
MARY'S MEADOW AT PROVIDENCE PLACE	HOLYOKE	1	In adherence	NA	28
		2	In adherence	NA	28
MASCONOMET HEALTHCARE CENTER	TOPSFIELD	1	Not in adherence	Core Competencies	24
		2	In adherence	NA	28
MATTAPAN HEALTH & REHABILITATION CENTER	BOSTON	1	Not in adherence	Core Competencies	26
		2	Not in adherence	Core Competencies	26
MAYFLOWER PLACE NURSING & REHABILITATION CENTER	YARMOUTH	1	In adherence	NA	28
MEADOW GREEN NURSING AND REHABILITATION CENTER	WALTHAM	1	In adherence	NA	28
MEADOWS OF CENTRAL MASSACHUSETTS (THE)	LEICESTER	1	Not in adherence	Core Competencies	22

Each facility is subject to at least two infection control audits over the months of May and June 2020; facilities are audited more frequently if they (1) are found to be "Not in Adherence" or "In Adherence but Warrants Reinspection" in a given audit, (2) have historic infection control or quality issues, and/or (3) are randomly selected for an audit

Nursing Facility Audit Survey Results

Audit Periods 1 & 2, Date of Audit through 5/29/2020

Facility Name	City/Town	Audit Period	Overall Audit Determination	Reason For Non Adherence	Score
MEADOWS OF CENTRAL MASSACHUSETTS (THE)	LEICESTER	2	Not in adherence	Core Competencies	26
MEDFORD REHABILITATION AND NURSING CENTER	MEDFORD	1	Not in adherence	Core Competencies	26
		2	In adherence	NA	26
MEDWAY COUNTRY MANOR SKILLED NURSING & REHABILITATION	MEDWAY	1	In adherence	NA	27
MELROSE HEALTHCARE	MELROSE	1	Not in adherence	Core Competencies	23
		2	In adherence	NA	28
MERRIMACK VALLEY HEALTH CENTER	AMESBURY	1	Not in adherence	Core Competencies	21
		2	Not in adherence	Core Competencies	26
MILFORD CENTER	MILFORD	1	In adherence	NA	28
MONT MARIE REHABILITATION & HEALTHCARE CENTER	HOLYOKE	1	Not in adherence	Core Competencies	25
		2	In adherence	NA	28
MOUNT CARMEL CARE CENTER	LENOX	1	In adherence	NA	28
MOUNT SAINT VINCENT CARE CENTER	HOLYOKE	1	In adherence	NA	26
MT GREYLOCK EXTENDED CARE FACILITY	PITTSFIELD	1	In adherence	NA	28
		2	In adherence	NA	28
NEMASKET HEALTHCARE CENTER	MIDDLEBOROUGH	1	In adherence	NA	25
NEVILLE CENTER AT FRESH POND FOR NURSING & REHABILITATION	CAMBRIDGE	1	In adherence	NA	28
NEVINS NURSING & REHABILITATION CENTER	METHUEN	1	Not in adherence	Core Competencies	27
		2	Not in adherence	Core Competencies	27
NEW BEDFORD JEWISH CONVALESCENT HOME, INC	NEW BEDFORD	1	In adherence	NA	26
		2	Not in adherence	Core Competencies	25
NEW ENGLAND HOMES FOR THE DEAF, INC	DANVERS	1	In adherence	NA	25
		2	In adherence	NA	28
NEW ENGLAND PEDIATRIC CARE	BILLERICA	1	In adherence	NA	25
		2	In adherence	NA	28
NEWTON WELLESLEY CENTER FOR ALZHEIMER'S CARE	WELLESLEY	1	In adherence	NA	27
NORTH ADAMS COMMONS NURSING & REHABILITATION CENTER	NORTH ADAMS	1	In adherence	NA	28
NORTH END REHABILITATION AND HEALTHCARE CENTER	BOSTON	1	In adherence	NA	28
NORTHWOOD REHABILITATION & HEALTHCARE CENTER	LOWELL	1	Not in adherence	Core Competencies and Total Score	16
		2	Not in adherence	Core Competencies	26
NORWOOD HEALTHCARE	NORWOOD	1	In adherence	NA	25
		2	In adherence	NA	27
NOTRE DAME LONG TERM CARE CENTER	WORCESTER	1	Not in adherence	Core Competencies	20
		2	In adherence	NA	28
OAK KNOLL HEALTHCARE CENTER	FRAMINGHAM	1	Not in adherence	Core Competencies	26
		2	In adherence	NA	28
OAKDALE REHABILITATION & SKILLED NURSING CENTER	WEST BOYLSTON	1	In adherence	NA	27

Each facility is subject to at least two infection control audits over the months of May and June 2020; facilities are audited more frequently if they (1) are found to be "Not in Adherence" or "In Adherence but Warrants Reinspection" in a given audit, (2) have historic infection control or quality issues, and/or (3) are randomly selected for an audit

Nursing Facility Audit Survey Results

Audit Periods 1 & 2, Date of Audit through 5/29/2020

Facility Name	City/Town	Audit Period	Overall Audit Determination	Reason For Non Adherence	Score
OAKDALE REHABILITATION & SKILLED NURSING CENTER	WEST BOYLSTON	2	In adherence	NA	28
OAKHILL HEALTHCARE	MIDDLEBOROUGH	1	In adherence	NA	28
OAKS, THE	NEW BEDFORD	1	In adherence	NA	27
		2	In adherence	NA	28
ODD FELLOWS HOME OF MASSACHUSETTS	WORCESTER	1	Not in adherence	Core Competencies	26
		2	Not in adherence	Core Competencies	27
OUR ISLAND HOME	NANTUCKET	1	In adherence	NA	27
OUR LADYS HAVEN OF FAIRHAVEN INC	FAIRHAVEN	1	Not in adherence	Core Competencies	25
		2	In adherence	NA	27
OVERLOOK MASONIC HEALTH CENTER	CHARLTON	1	In adherence	NA	28
OXFORD REHABILITATION & HEALTH CARE CENTER, THE	HAVERHILL	1	In adherence	NA	27
		2	Not in adherence	Core Competencies	23
PALM SKILLED NRSING CR & CTR FOR REHAB EXCELLENCE	CHELMSFORD	1	Not in adherence	Core Competencies	25
		2	In adherence	NA	28
PALMER HEALTHCARE CENTER	PALMER	1	In adherence	NA	28
		2	In adherence	NA	28
PARK AVENUE HEALTH CENTER	ARLINGTON	1	Not in adherence	Core Competencies	26
		2	In adherence	NA	27
PARK PLACE REHABILITATION & SKILLED CARE CENTER	BOSTON	1	In adherence	NA	28
		2	In adherence	NA	28
PARKWAY HEALTH AND REHABILITATION CENTER	BOSTON	1	In adherence	NA	28
		2	In adherence	NA	28
PARSONS HILL REHABILITATION & HEALTH CARE CENTER	WORCESTER	1	Not in adherence	Core Competencies	22
		2	In adherence	NA	27
PAVILION , THE	BARNSTABLE	1	In adherence	NA	27
PENACOOK PLACE, INC	HAVERHILL	1	Not in adherence	Core Competencies	23
		2	Not in adherence	Core Competencies	21
PHILLIPS MANOR NURSING HOME	LYNN	1	Not in adherence	Core Competencies	23
		2	In adherence	NA	26
PILGRIM REHABILITATION & SKILLED NURSING CENTER	PEABODY	1	In adherence	NA	27
		2	In adherence	NA	28
PINE KNOLL NURSING CENTER	LEXINGTON	1	In adherence	NA	27
PLEASANT BAY OF BREWSTER REHAB CENTER	BREWSTER	1	In adherence	NA	28
		2	In adherence	NA	28
PLYMOUTH HARBORSIDE HEALTHCARE	PLYMOUTH	1	In adherence	NA	27
PLYMOUTH REHABILITATION & HEALTH CARE CENTER	PLYMOUTH	1	In adherence	NA	26
POET'S SEAT HEALTH CARE CENTER	GREENFIELD	1	In adherence	NA	28

Each facility is subject to at least two infection control audits over the months of May and June 2020; facilities are audited more frequently if they (1) are found to be "Not in Adherence" or "In Adherence but Warrants Reinspection" in a given audit, (2) have historic infection control or quality issues, and/or (3) are randomly selected for an audit

Nursing Facility Audit Survey Results

Audit Periods 1 & 2, Date of Audit through 5/29/2020

Facility Name	City/Town	Audit Period	Overall Audit Determination	Reason For Non Adherence	Score
POPE NURSING HOME	WEYMOUTH	1	In adherence	NA	25
		2	In adherence	NA	24
PORT HEALTHCARE CENTER	NEWBURYPORT	1	In adherence	NA	27
		2	In adherence	NA	28
PRESCOTT HOUSE	NORTH ANDOVER	1	In adherence	NA	28
PRESENTATION REHAB AND SKILLED CARE CENTER	BOSTON	1	Not in adherence	Core Competencies	25
		2	Not in adherence	Core Competencies	27
QUABBIN VALLEY HEALTHCARE	ATHOL	1	In adherence	NA	28
		2	In adherence	NA	28
QUABOAG REHABILITATION & SKILLED CARE FACILITY	WEST BROOKFIELD	1	In adherence	NA	28
QUEEN ANNE NURSING HOME, INC	HINGHAM	1	In adherence	NA	28
QUINCY HEALTH AND REHABILITATION CENTER LLC	QUINCY	1	In adherence	NA	28
REHABILITATION & NURSING CENTER AT EVERETT (THE)	EVERETT	1	Not in adherence	Core Competencies	25
		2	In adherence	NA	28
RESERVOIR CENTER FOR HEALTH & REHABILITATION, THE	MARLBOROUGH	1	Not in adherence	Core Competencies	26
		2	In adherence	NA	28
REVOLUTION CHARLWELL	NORWOOD	1	Not in adherence	Core Competencies	24
		2	In adherence	NA	27
REVOLUTION KIMWELL	FALL RIVER	1	Not in adherence	Core Competencies	25
		2	In adherence	NA	27
RIVER TERRACE REHABILITATION AND HEALTHCARE CTR	LANCASTER	1	In adherence	NA	28
		2	In adherence	NA	28
RIVERBEND OF SOUTH NATICK	NATICK	1	In adherence	NA	28
RIVERCREST LONG TERM CARE	CONCORD	1	Not in adherence	Core Competencies	25
		2	In adherence	NA	28
ROYAL AT WAYLAND REHABILITATION & NURSING CENTER	WAYLAND	1	In adherence	NA	28
ROYAL BRAINTREE NURSING AND REHABILITATION CENTER	BRAINTREE	1	In adherence	NA	27
ROYAL CAPE COD NURSING & REHABILITATION CENTER	BOURNE	1	In adherence	NA	27
ROYAL MEADOW VIEW CENTER	NORTH READING	1	In adherence	NA	26
		2	In adherence	NA	27
ROYAL MEGANSETT NURSING & REHABILITATION	FALMOUTH	1	In adherence	NA	28
ROYAL NORWELL NURSING & REHABILITATION CENTER LLC	NORWELL	1	In adherence	NA	27
ROYAL NURSING CENTER, LLC	FALMOUTH	1	Not in adherence	Core Competencies	26
		2	Not in adherence	Core Competencies	26
ROYAL OF COTUIT	MASHPEE	1	In adherence	NA	26
ROYAL OF FAIRHAVEN NURSING CENTER	FAIRHAVEN	1	In adherence	NA	28
		2	In adherence	NA	26

Each facility is subject to at least two infection control audits over the months of May and June 2020; facilities are audited more frequently if they (1) are found to be "Not in Adherence" or "In Adherence but Warrants Reinspection" in a given audit, (2) have historic infection control or quality issues, and/or (3) are randomly selected for an audit

Nursing Facility Audit Survey Results

Audit Periods 1 & 2, Date of Audit through 5/29/2020

Facility Name	City/Town	Audit Period	Overall Audit Determination	Reason For Non Adherence	Score
ROYAL WOOD MILL CENTER	LAWRENCE	1	Not in adherence	Core Competencies	24
		2	In adherence	NA	28
SACHEM CENTER FOR HEALTH & REHABILITATION	EAST BRIDGEWATER	1	In adherence	NA	26
		2	In adherence	NA	28
SACRED HEART NURSING HOME	NEW BEDFORD	1	In adherence	NA	27
		2	In adherence	NA	28
SALEM REHAB CENTER	SALEM	1	In adherence	NA	28
		2	In adherence	NA	28
SANCTA MARIA NURSING FACILITY	CAMBRIDGE	1	In adherence	NA	28
SARAH BRAYTON NURSING CARE CTR	FALL RIVER	1	In adherence	NA	28
SAUGUS REHAB AND NURSING	SAUGUS	1	Not in adherence	Core Competencies	21
		2	In adherence	NA	25
SAVOY NURSING & REHAB CTR	NEW BEDFORD	1	In adherence	NA	25
		2	In adherence	NA	27
SEA VIEW CONVALESCENT AND NURSING HOME	ROWLEY	1	Not in adherence	Core Competencies	25
SEACOAST NURSING & REHABILITATION CENTER INC	GLOUCESTER	1	In adherence	NA	27
SERENITY HILL NURSING CENTER	WRENTHAM	1	In adherence	NA	27
		2	In adherence	NA	27
SEVEN HILLS PEDIATRIC CENTER	GROTON	1	In adherence	NA	28
SHERRILL HOUSE	BOSTON	1	In adherence	NA	28
SHREWSBURY NURSING & REHABILITATION CENTER	SHREWSBURY	1	Not in adherence	Core Competencies	21
		2	In adherence	NA	27
SIPPICAN HEALTHCARE CENTER	MARION	1	In adherence	NA	27
SIXTEEN ACRES HEALTHCARE CENTER	SPRINGFIELD	1	In adherence	NA	27
		2	In adherence	NA	28
SKILLED NURSING FACILITY AT NORTH HILL (THE)	NEEDHAM	1	In adherence	NA	28
SOMERSET RIDGE CENTER	SOMERSET	1	In adherence	NA	28
		2	In adherence	NA	28
SOUTH COVE MANOR NURSING & REHABILITATION CENTER	QUINCY	1	In adherence	NA	28
		2	In adherence	NA	28
SOUTH DENNIS HEALTHCARE	DENNIS	1	Not in adherence	Core Competencies	25
		2	Not in adherence	Core Competencies	25
SOUTHBRIDGE REHABILITATION & HEALTH CARE CENTER	SOUTHBRIDGE	1	Not in adherence	Core Competencies	27
		2	In adherence	NA	28
SOUTHEAST HEALTH CARE CENTER	EASTON	1	Not in adherence	Core Competencies	27
		2	In adherence	NA	28
SOUTHPOINTE REHAB CENTER	FALL RIVER	1	In adherence	NA	28

Each facility is subject to at least two infection control audits over the months of May and June 2020; facilities are audited more frequently if they (1) are found to be "Not in Adherence" or "In Adherence but Warrants Reinspection" in a given audit, (2) have historic infection control or quality issues, and/or (3) are randomly selected for an audit

Nursing Facility Audit Survey Results

Audit Periods 1 & 2, Date of Audit through 5/29/2020

Facility Name	City/Town	Audit Period	Overall Audit Determination	Reason For Non Adherence	Score
SOUTHSHORE HEALTH CARE CENTER	ROCKLAND	1	In adherence	NA	27
SOUTHWOOD AT NORWELL NURSING CTR	NORWELL	1	In adherence	NA	25
SPAULDING NURSING & THERAPY CENTER - BRIGHTON	BOSTON	1	In adherence	NA	27
SPRINGSIDE REHABILITATION AND SKILLED CARE CENTER	PITTSFIELD	1	In adherence	NA	28
ST CAMILLUS HEALTH CENTER	NORTHBRIDGE	1	Not in adherence	Core Competencies	27
		2	In adherence	NA	28
ST FRANCIS REHABILITATION & NURSING CENTER	WORCESTER	1	Not in adherence	Core Competencies	27
		2	In adherence	NA	27
ST JOSEPH MANOR HEALTH CARE INC	BROCKTON	1	In adherence	NA	27
ST JOSEPH REHAB & NURSING CARE CENTER	BOSTON	1	In adherence	NA	27
ST MARY HEALTH CARE CENTER	WORCESTER	1	In adherence	NA	28
ST PATRICK'S MANOR	FRAMINGHAM	1	Not in adherence	Core Competencies	25
		2	In adherence	NA	26
STERLING VILLAGE	STERLING	1	In adherence	NA	27
		2	Not in adherence	Core Competencies	25
STONE REHABILITATION AND SENIOR LIVING	NEWTON	1	In adherence	NA	28
		2	In adherence	NA	28
STONEHEDGE HEALTH CARE CENTER	BOSTON	1	In adherence	NA	28
		2	In adherence	NA	28
SUDBURY PINES EXTENDED CARE	SUDBURY	1	In adherence	NA	27
SUNNY ACRES NURSING HOME	CHELMSFORD	1	Not in adherence	Core Competencies	25
		2	In adherence	NA	28
SUTTON HILL CENTER	NORTH ANDOVER	1	Not in adherence	Core Competencies	25
		2	In adherence	NA	28
SWEET BROOK OF WILLIAMSTOWN REHABILITATION & N CTR	WILLIAMSTOWN	1	In adherence	NA	28
		2	In adherence	NA	28
THOMAS UPHAM HOUSE	MEDFIELD	1	In adherence	NA	28
		2	In adherence	NA	28
TIMBERLYN HEIGHTS NURSING AND REHABILITATION	GREAT BARRINGTON	1	In adherence	NA	28
		2	In adherence	NA	28
TIMOTHY DANIELS HOUSE	HOLLISTON	1	In adherence	NA	28
TOWN AND COUNTRY HEALTH CARE CENTER	LOWELL	1	Not in adherence	Core Competencies and Total Score	18
		2	In adherence but warrants reinspe..	NA	23
TREMONT HEALTH CARE CENTER	WAREHAM	1	Not in adherence	Core Competencies	25
		2	In adherence	NA	28
TWIN OAKS REHAB AND NURSING	DANVERS	1	Not in adherence	Core Competencies and Total Score	19
		2	In adherence	NA	28

Each facility is subject to at least two infection control audits over the months of May and June 2020; facilities are audited more frequently if they (1) are found to be "Not in Adherence" or "In Adherence but Warrants Reinspection" in a given audit, (2) have historic infection control or quality issues, and/or (3) are randomly selected for an audit

Nursing Facility Audit Survey Results

Audit Periods 1 & 2, Date of Audit through 5/29/2020

Facility Name	City/Town	Audit Period	Overall Audit Determination	Reason For Non Adherence	Score
VERO HEALTH & REHAB OF HAMPDEN	HAMPDEN	1	In adherence	NA	28
		2	In adherence	NA	25
VERO HEALTH & REHAB OF SOUTH HADLEY	SOUTH HADLEY	1	In adherence	NA	28
		2	In adherence	NA	26
VERO HEALTH & REHAB OF WILBRAHAM	WILBRAHAM	1	In adherence	NA	26
VICTORIA HAVEN NURSING FACILITY	NORWOOD	1	In adherence	NA	27
		2	Not in adherence	Core Competencies	25
WACHUSETT MANOR	GARDNER	1	Not in adherence	Core Competencies	27
		2	In adherence	NA	28
WAKEFIELD CENTER	WAKEFIELD	1	In adherence	NA	28
		2	In adherence	NA	27
WALPOLE HEALTHCARE	WALPOLE	1	In adherence	NA	27
WAREHAM HEALTHCARE	WAREHAM	1	In adherence	NA	26
		2	In adherence	NA	27
WATERTOWN HEALTH CENTER	WATERTOWN	1	In adherence	NA	25
		2	In adherence	NA	26
WATERVIEW LODGE LLC, REHABILITATION & HEALTHCARE	ASHLAND	1	Not in adherence	Core Competencies	21
		2	Not in adherence	Core Competencies	24
WEBSTER MANOR REHABILITATION & HEALTH CARE CENTER	WEBSTER	1	In adherence	NA	28
WEBSTER PARK REHABILITATION AND HEALTHCARE CENTER	ROCKLAND	1	In adherence	NA	27
WEDGEMERE HEALTHCARE	TAUNTON	1	In adherence	NA	25
WEST NEWTON HEALTHCARE	NEWTON	1	Not in adherence	Core Competencies	25
		2	In adherence	NA	27
WEST REVERE HEALTH CENTER	REVERE	1	Not in adherence	Core Competencies	24
		2	Not in adherence	Core Competencies	22
WEST ROXBURY HEALTH & REHABILITATION CENTER	BOSTON	1	Not in adherence	Core Competencies	26
		2	In adherence	NA	27
WEST SIDE HOUSE LTC FACILITY	WORCESTER	1	Not in adherence	Core Competencies and Total Score	18
		2	In adherence	NA	25
WESTBOROUGH HEALTHCARE	WESTBOROUGH	1	Not in adherence	Core Competencies	24
		2	In adherence	NA	28
WESTFIELD CENTER	WESTFIELD	1	In adherence	NA	27
WESTFIELD GARDENS NURSING AND REHAB	WESTFIELD	1	Not in adherence	Core Competencies	23
		2	In adherence	NA	27
WESTFORD HOUSE	WESTFORD	1	In adherence	NA	27
		2	In adherence	NA	28
WHITTIER BRADFORD TRANSITIONAL CARE UNIT	HAVERHILL	1	In adherence	NA	28

Each facility is subject to at least two infection control audits over the months of May and June 2020; facilities are audited more frequently if they (1) are found to be "Not in Adherence" or "In Adherence but Warrants Reinspection" in a given audit, (2) have historic infection control or quality issues, and/or (3) are randomly selected for an audit

Nursing Facility Audit Survey Results

Audit Periods 1 & 2, Date of Audit through 5/29/2020

Facility Name	City/Town	Audit Period	Overall Audit Determination	Reason For Non Adherence	Score
WHITTIER WESTBOROUGH TRANSITIONAL CARE UNIT	WESTBOROUGH	1	In adherence	NA	26
		2	Not in adherence	Core Competencies	27
WILLIAMSTOWN COMMONS NURSING & REHAB	WILLIAMSTOWN	1	Not in adherence	Core Competencies	27
		2	In adherence	NA	28
WILLIMANSETT CENTER EAST	CHICOPEE	1	In adherence	NA	27
WILLIMANSETT CENTER WEST	CHICOPEE	1	In adherence	NA	27
		2	In adherence	NA	28
WILLOW MANOR	LOWELL	1	Not in adherence	Core Competencies	26
		2	In adherence	NA	27
WILMINGTON REHAB CENTER	WILMINGTON	1	In adherence	NA	28
		2	In adherence	NA	27
WINCHESTER NURSING CENTER, INC	WINCHESTER	1	In adherence	NA	28
WINDEMERE NURSING & REHAB CTR ON MARTHAS VINEYA..	OAK BLUFFS	1	In adherence	NA	26
WINDSOR NURSING & RETIREMENT HOME	YARMOUTH	1	Not in adherence	Core Competencies	25
		2	In adherence	NA	28
WINGATE AT CHESTNUT HILL	BROOKLINE	1	In adherence	NA	28
WINGATE AT HARWICH	HARWICH	1	In adherence	NA	27
WINGATE AT HAVERHILL	HAVERHILL	1	Not in adherence	Core Competencies and Total Score	17
		2	Not in adherence	Core Competencies	27
WINGATE AT NEEDHAM	NEEDHAM	1	Not in adherence	Core Competencies	23
		2	Not in adherence	Core Competencies	25
WINGATE AT NORTON	NORTON	1	In adherence	NA	28
		2	In adherence	NA	28
WINGATE AT SHARON	SHARON	1	Not in adherence	Core Competencies	23
		2	In adherence	NA	28
WINGATE AT SILVER LAKE	KINGSTON	1	In adherence	NA	27
		2	Not in adherence	Core Competencies	26
WINGATE AT WESTON	WESTON	1	Not in adherence	Core Competencies and Total Score	15
		2	Not in adherence	Core Competencies	26
WOBBURN NURSING CENTER, INC	WOBBURN	1	Not in adherence	Core Competencies and Total Score	17
		2	Not in adherence	Core Competencies	23
WORCESTER HEALTH CENTER	WORCESTER	1	Not in adherence	Core Competencies and Total Score	18
		2	In adherence	NA	27
WORCESTER REHABILITATION & HEALTH CARE CENTER	WORCESTER	1	Not in adherence	Core Competencies	25
		2	In adherence	NA	28

Each facility is subject to at least two infection control audits over the months of May and June 2020; facilities are audited more frequently if they (1) are found to be "Not in Adherence" or "In Adherence but Warrants Reinspection" in a given audit, (2) have historic infection control or quality issues, and/or (3) are randomly selected for an audit



Massachusetts Department of Public Health COVID-19 Dashboard - Wednesday, June 03, 2020

COVID Cases in Assisted Living Residences (1/5)

Data collected as of 6/3/2020 8:00am

Facility	County	Maximum Capacity	Number of Confirmed Cases*
▲			
Adelaide of Newton Centre	Middlesex County	61	1-10
All American Assisted Living at Hanson	Plymouth County	96	> 30
All American Assisted Living at Raynham	Bristol County	112	1-10
All American Assisted Living at Wareham	Plymouth County	112	1-10
All American Assisted Living at Wrentham	Norfolk County	122	11-30
Allerton House at Central Park	Norfolk County	109	0
Allerton House at Harbor Park	Plymouth County	78	1-10
Allerton House at Proprietors Green	Plymouth County	110	1-10
Allerton House at The Village at Duxbury	Plymouth County	36	11-30
American Inn at Sawmill Park	Hampden County	18	0
Armbrook Assisted Living	Hampden County	84	> 30
Artis Senior Living of Lexington	Middlesex County	72	0
Artis Senior Living of Reading	Middlesex County	64	1-10
Ashland Farms at North Andover	Essex County	101	1-10
Assisted Living Center of Salisbury	Essex County	30	0
Atria Draper Place	Worcester County	70	1-10
Atria Fairhaven	Bristol County	91	11-30
Atria Longmeadow Place	Middlesex County	114	11-30
Atria Maplewood Place	Middlesex County	105	1-10
Atria Marina Place	Norfolk County	130	1-10
Atria Marland Place	Essex County	136	1-10
Atria Merrimack Place	Essex County	139	11-30
Atria Woodbriar Park	Barnstable County	108	0
Atria Woodbriar Place	Barnstable County	149	1-10
Atrium at Cardinal Drive	Hampden County	56	0
Atrium at Drum Hill	Middlesex County	56	0
Atrium at Faxon Woods	Norfolk County	60	11-30
Atrium at Veronica Drive	Essex County	62	11-30
Autumn Glen at Dartmouth	Bristol County	87	11-30
Avita of Needham	Norfolk County	70	11-30

Facility	County	Maximum Capacity	Number of Confirmed Cases*
▲			
Avita of Newburyport	Essex County	76	0
Bayberry at Emerald Court	Middlesex County	119	1-10
Benchmark Senior Living at Clapboardtree	Norfolk County	115	11-30
Benchmark Senior Living at Forge Hill	Norfolk County	109	1-10
Benchmark Senior Living at Robbins Brook	Middlesex County	89	11-30
Benchmark Senior Living at The Commons in Lincoln	Middlesex County	81	1-10
Benchmark Senior Living at Woburn	Middlesex County	97	11-30
Bertram House of Swampscott	Essex County	70	1-10
Bethany Homes - Merrivista	Essex County	33	0
Billerica Crossings	Middlesex County	78	1-10
Blaire House at Tewksbury Assisted Living	Middlesex County	35	1-10
Blaire House of Milford	Worcester County	50	1-10
Bridges by EPOCH at Andover	Essex County	72	1-10
Bridges by EPOCH at Hingham	Plymouth County	54	1-10
Bridges by EPOCH at Mashpee	Barnstable County	60	0
Bridges by EPOCH at Pembroke	Plymouth County	54	11-30
Bridges by EPOCH at Sudbury	Middlesex County	54	> 30
Bridges by EPOCH at Westford	Middlesex County	56	11-30
Bridges by EPOCH at Westwood	Norfolk County	72	1-10
Brigham House	Middlesex County	62	1-10
Brightview Arlington	Middlesex County	93	11-30
Brightview Canton	Norfolk County	69	1-10
Brightview Concord River	Middlesex County	93	1-10
Brightview Danvers	Essex County	84	11-30
Brightview of North Andover	Essex County	123	> 30
Brightview Wakefield	Middlesex County	117	1-10
Broadview	Worcester County	63	11-30
Brookdale Attleboro	Bristol County	151	1-10
Brookdale Cape Cod	Barnstable County	118	11-30
Brookdale Cushing Park	Middlesex County	116	11-30

Data Source: Self-Reported Data from ALRs to Office of Elder Affairs; * Includes staff and residents; Note: This list includes all Assisted Living Residences and their reported COVID-19 cases to date (staff and residents). The number of cases for a facility relies on the amount of testing conducted; facilities not included on this may have COVID-19 cases that have not yet been identified. Some facilities have tested some or all residents only; some have also tested staff. A low number of cases may reflect that not all residents and staff have not been tested, not necessarily low prevalence

61



Massachusetts Department of Public Health COVID-19 Dashboard - Wednesday, June 03, 2020

COVID Cases in Assisted Living Residences (2/5)

Data collected as of 6/3/2020 8:00am

Facility	County	Maximum Capacity	Number of Confirmed Cases*
▲			
Brookdale Eddy Pond East	Worcester County	80	1-10
Brookdale Eddy Pond West	Worcester County	111	1-10
Brookdale Quincy Bay	Norfolk County	150	1-10
Brookside at Regency	Barnstable County	31	0
Cadbury Commons	Middlesex County	80	> 30
Cambridge Homes	Middlesex County	44	1-10
Cape Cod Senior Residences at Pocasset	Barnstable County	60	11-30
Carmel Terrace	Middlesex County	76	1-10
Carriage House at Lee's Farm	Middlesex County	63	11-30
Chelmsford Crossings	Middlesex County	74	0
Chestnut Knoll at Glenmeadow	Hampden County	34	1-10
Chestnut Park at Cleveland Circle	Suffolk County	88	11-30
Christopher Heights of Attleboro	Bristol County	81	11-30
Christopher Heights of Belchertown	Hampshire County	95	1-10
Christopher Heights of Marlborough	Middlesex County	95	1-10
Christopher Heights of Northampton	Hampshire County	97	0
Christopher Heights of Webster	Worcester County	83	0
Christopher Heights of Worcester	Worcester County	80	11-30
Clifton Assisted Living Community	Bristol County	66	1-10
Cohen Florence Levine Estates	Suffolk County	69	1-10
Coleman House	Worcester County	22	1-10
Compass on the Bay	Suffolk County	55	> 30
Concord Park	Middlesex County	86	1-10
Connemara Senior Living Campello	Plymouth County	109	1-10
Corcoran House	Worcester County	42	0
Cornerstone at Canton	Norfolk County	92	11-30
Cornerstone at Milford	Worcester County	90	11-30
Country Club Heights	Middlesex County	107	> 30
Davis Manor	Worcester County	11	0
Decatur House	Barnstable County	28	0

Facility	County	Maximum Capacity	Number of Confirmed Cases*
▲			
Du Charme Estates Ltd.	Worcester County	18	1-10
East Village Place	Hampden County	77	11-30
Edelweiss Village	Suffolk County	65	1-10
Elizabeth Calsey House	Essex County	14	11-30
Elizabeth Calsey House at Lions Mouth Road	Essex County	26	11-30
Evans Park at Newton Corner	Middlesex County	115	1-10
Fenno House	Norfolk County	53	0
Fieldstone at The Overlook	Worcester County	17	0
Florence & Chafetz Home for Specialized Care	Suffolk County	36	1-10
Forestdale Park Assisted Living	Middlesex County	59	11-30
Gabriel House of Fall River	Bristol County	110	1-10
Gardens at Newbury Court	Middlesex County	29	1-10
Gery & Emil Eisenberg Residence	Worcester County	80	11-30
Glen at Grove Manor	Norfolk County	20	1-10
Goddard House	Norfolk County	119	11-30
Golden Pond Assisted Living	Middlesex County	173	> 30
Grace Morgan House	Essex County	26	0
Grove Manor Estates	Norfolk County	70	> 30
Hampton Suites at Southgate	Worcester County	117	1-10
Harbor Point at Centerville	Barnstable County	68	11-30
Harriett and Ralph Kaplan Estates	Essex County	133	11-30
Haverhill Crossings	Essex County	109	11-30
Hearthstone at Choate	Middlesex County	25	11-30
Hearthstone at New Horizons	Middlesex County	45	11-30
Heights Crossing	Plymouth County	107	> 30
Henrietta Brewer House	Dukes County	14	0
Heritage at Falmouth	Barnstable County	56	1-10
Heritage at Framingham	Middlesex County	102	1-10
Heritage Woods	Hampden County	1115	1-10
Herrick House	Essex County	90	11-30

Data Source: Self-Reported Data from ALRs to Office of Elder Affairs; * Includes staff and residents; Note: This list includes all Assisted Living Residences and their reported COVID-19 cases to date (staff and residents). The number of cases for a facility relies on the amount of testing conducted; facilities not included on this may have COVID-19 cases that have not yet been identified. Some facilities have tested some or all residents only; some have also tested staff. A low number of cases may reflect that not all residents and staff have not been tested, not necessarily low prevalence



Massachusetts Department of Public Health COVID-19 Dashboard - Wednesday, June 03, 2020

COVID Cases in Assisted Living Residences (3/5)

Data collected as of 6/3/2020 8:00am

Facility	County	Maximum Capacity	Number of Confirmed Cases*
Heywood Wakefield Commons	Worcester County	80	1-10
John Bertram House	Essex County	27	1-10
Keystone Commons	Hampden County	65	0
Keystone Place at Buzzards Bay	Barnstable County	102	0
Landmark at Fall River	Bristol County	91	0
Landmark at Longwood	Suffolk County	107	1-10
Landmark at Monastery Heights	Hampden County	120	11-30
Landmark at Ocean View	Essex County	91	>30
Laurel Ridge	Berkshire County	11	0
Laurelwood at The Pinehills	Plymouth County	83	1-10
Laurentide at Mashpee Commons	Barnstable County	82	0
Leominster Crossings	Worcester County	82	1-10
Life Care Center of Stoneham	Middlesex County	18	1-10
Linda Manor Assisted Living	Hampshire County	92	0
Loomis Lakeside at Reeds Landing	Hampden County	15	1-10
Loomis Village	Hampshire County	21	0
Manor on the Hill	Worcester County	92	1-10
Maplewood at Brewster	Barnstable County	153	1-10
Maplewood at Mayflower Place	Barnstable County	45	1-10
Maplewood at Weston	Middlesex County	130	11-30
Marguerite's House	Essex County	106	1-10
Mason Wright Assisted Living	Hampden County	99	>30
Methuen Village at Riverwalk Park	Essex County	95	11-30
Mill Hill Residence	Barnstable County	79	0
Nashoba Park	Middlesex County	73	0
Neville Place	Middlesex County	73	1-10
New Horizons at Choate	Middlesex County	40	1-10
New Horizons at Marlborough	Middlesex County	200	1-10
New Pond Village	Norfolk County	34	1-10
NewBridge on the Charles	Norfolk County	94	1-10

Facility	County	Maximum Capacity	Number of Confirmed Cases*
Notre Dame du Lac	Worcester County	166	>30
Orchard Hill	Middlesex County	80	11-30
Orchard Valley of Wilbraham	Hampden County	66	1-10
Pine Hill at Kimball Farms	Berkshire County	74	0
Plymouth Crossings	Plymouth County	70	>30
Prospect House	Suffolk County	116	1-10
Providence House	Suffolk County	139	>30
Putnam Farm at Danvers	Essex County	84	>30
River Mills Assisted Living at Chicopee Falls	Hampden County	109	0
RiverCourt Residences	Middlesex County	66	11-30
Robbie's Place	Middlesex County	22	1-10
Rockridge Retirement Community	Hampshire County	68	0
Rogerson House	Suffolk County	68	1-10
Rosewood Homestyle Assisted Living	Berkshire County	28	0
Ruggles Assisted Living	Suffolk County	43	1-10
Ruth's House	Hampden County	82	11-30
Sarawood	Hampden County	28	0
Scandinavian Living Center	Middlesex County	40	1-10
Seasons of Danvers	Essex County	55	1-10
Shrewsbury Crossings	Worcester County	74	1-10
Side By Side	Berkshire County	45	0
Side by Side Assisted Living Residence Veterans Annex	Berkshire County	20	0
Springhouse	Suffolk County	85	11-30
Stafford Hill Assisted Living	Plymouth County	89	11-30
Standish Village at Lower Mills	Suffolk County	108	>30
Stone Hill at Andover	Essex County	109	1-10
Stonebridge at Burlington	Middlesex County	119	1-10
Sugar Hill	Berkshire County	49	0
Sunny Acres - Legacy Care	Middlesex County	12	1-10
Sunrise at Gardner Park	Essex County	62	1-10

Data Source: Self-Reported Data from ALRs to Office of Elder Affairs; * Includes staff and residents; Note: This list includes all Assisted Living Residences and their reported COVID-19 cases to date (staff and residents). The number of cases for a facility relies on the amount of testing conducted; facilities not included on this may have COVID-19 cases that have not yet been identified. Some facilities have tested some or all residents only; some have also tested staff. A low number of cases may reflect that not all residents and staff have not been tested, not necessarily low prevalence



Massachusetts Department of Public Health COVID-19 Dashboard - Wednesday, June 03, 2020

COVID Cases in Assisted Living Residences (4/5)

Data collected as of 6/3/2020 8:00am

Facility	County	Maximum Capacity	Number of Confirmed Cases*
▲			
Sunrise of Arlington	Middlesex County	95	> 30
Sunrise of Braintree	Norfolk County	79	11-30
Sunrise of Burlington	Middlesex County	126	11-30
Sunrise of Cohasset	Norfolk County	79	1-10
Sunrise of Leominster	Worcester County	85	11-30
Sunrise of Lynnfield	Essex County	94	11-30
Sunrise of Norwood	Norfolk County	88	11-30
Sunrise of Plymouth Beach	Plymouth County	102	0
Sunrise of Wayland	Middlesex County	74	11-30
Sunrise of Weston	Middlesex County	34	1-10
Susan Bailis Assisted Living Community	Suffolk County	136	1-10
Swan Brook	Bristol County	29	1-10
Tatnuck Park at Worcester	Worcester County	83	1-10
The Arbors at Amherst	Hampshire County	86	1-10
The Arbors at Chicopee	Hampden County	92	1-10
The Arbors at Dracut	Middlesex County	84	1-10
The Arbors at Greenfield	Franklin County	76	0
The Arbors at Stoneham	Middlesex County	89	11-30
The Arbors at Stoughton	Norfolk County	91	> 30
The Arbors at Taunton	Bristol County	87	> 30
The Arbors at Westfield	Hampden County	90	11-30
The Assisted Living Residences at Hancock Park	Norfolk County	42	0
The Branches of Framingham	Middlesex County	104	1-10
The Branches of Marlboro	Middlesex County	104	11-30
The Branches of North Attleboro	Bristol County	104	1-10
The Cottages at Dartmouth Village	Bristol County	94	1-10
The Elms at Briarwood	Worcester County	34	0
The Enclave of Franklin	Norfolk County	96	1-10
The Falls at Cordingly Dam	Middlesex County	93	> 30
The Gables at Winchester	Middlesex County	141	1-10

Facility	County	Maximum Capacity	Number of Confirmed Cases*
▲			
The Gables of Fitchburg	Worcester County	70	1-10
The Inn at Silver Lake	Plymouth County	93	11-30
The Landing at Laurel Lake	Berkshire County	80	0
The Linden at Danvers	Essex County	116	1-10
The Linden at Dedham	Norfolk County	113	1-10
The Parc at Harbor View Senior Living	Suffolk County	73	1-10
The Reserve at East Longmeadow	Hampden County	126	1-10
The Residence at Cedar Dell	Bristol County	80	1-10
The Residence at Five Corners	Bristol County	90	1-10
The Residence at Freeman Lake	Middlesex County	85	1-10
The Residence at Melrose Station	Middlesex County	92	1-10
The Residence at Orchard Grove	Worcester County	60	0
The Residence at Pearl Street	Middlesex County	89	> 30
The Residence at Riverbend	Essex County	83	1-10
The Residence at Valley Farm	Middlesex County	82	11-30
The Residence at Vinnin Square	Essex County	88	1-10
The Residence at Watertown Square	Middlesex County	95	1-10
The Residences at Sherburne Commons	Nantucket County	54	0
The Rubin Home Assisted Living	Essex County	16	1-10
The Saab Residence	Middlesex County	62	11-30
The Wellington at Springfield	Hampden County	108	0
The Woodlands Inn at Edgewood	Essex County	40	1-10
Thirwood Place	Barnstable County	95	0
Traditions of Dedham	Norfolk County	96	0
Traditions of Wayland	Middlesex County	81	11-30
Victorian Health of Chatham	Barnstable County	40	0
Village at Willow Crossings	Bristol County	118	> 30
Visiting Nurse Assisted Living	Middlesex County	97	0
Waltham Crossings	Middlesex County	112	> 30
Waterstone at Wellesley	Norfolk County	52	1-10

Data Source: Self-Reported Data from ALRs to Office of Elder Affairs; * Includes staff and residents; Note: This list includes all Assisted Living Residences and their reported COVID-19 cases to date (staff and residents). The number of cases for a facility relies on the amount of testing conducted; facilities not included on this may have COVID-19 cases that have not yet been identified. Some facilities have tested some or all residents only; some have also tested staff. A low number of cases may reflect that not all residents and staff have not been tested, not necessarily low prevalence



Massachusetts Department of Public Health COVID-19 Dashboard - Wednesday, June 03, 2020

COVID Cases in Assisted Living Residences (5/5)

Data collected as of 6/3/2020 8:00am

Facility	County	Maximum Capacity	Number of Confirmed Cases*
▲			
Whaler's Cove	Bristol County	130	1-10
Whitcomb House	Worcester County	87	0
White Oak Cottages	Norfolk County	24	1-10
Whitney Place at Natick	Middlesex County	106	11-30
Whitney Place at Northborough	Worcester County	83	1-10
Whitney Place at Northbridge	Worcester County	30	1-10
Whitney Place at Sharon	Norfolk County	91	11-30
Whitney Place at Westborough	Worcester County	85	0
Whitney Suites at Westborough	Worcester County	43	1-10
Winchester Mount Vernon House	Middlesex County	17	0
Windrose at Weymouth	Norfolk County	53	11-30
Windrose at Woburn	Middlesex County	33	11-30
Windsor Place of Wilmington	Middlesex County	101	11-30
Wingate Residences at Boylston Place	Norfolk County	48	1-10
Wingate Residences at Haverhill	Essex County	69	11-30
Wingate Residences at Melbourne	Berkshire County	124	0
Wingate Residences at Needham	Norfolk County	101	> 30
Wingate Residences at Norton	Bristol County	82	1-10
Winter Valley Residences	Norfolk County	17	0
Wood Haven Senior Living	Middlesex County	58	11-30
Woodlands at Pleasant Bay	Barnstable County	59	0
Youville House Assisted Living Residence, Inc.	Middlesex County	143	11-30
Youville Place	Middlesex County	101	> 30
Zelma Lacey House	Suffolk County	83	1-10

Data Source: Self-Reported Data from ALRs to Office of Elder Affairs; * Includes staff and residents; Note: This list includes all Assisted Living Residences and their reported COVID-19 cases to date (staff and residents). The number of cases for a facility relies on the amount of testing conducted; facilities not included on this may have COVID-19 cases that have not yet been identified. Some facilities have tested some or all residents only; some have also tested staff. A low number of cases may reflect that not all residents and staff have not been tested, not necessarily low prevalence



PPE Distribution by Recipient Type and Geography

Cumulative PPE distribution as of 6/3/2020 at 9:00am

PPE Distribution Summary - By Entity Type

Entity	N95s/KN95s	Masks	Gloves	Gowns	Ventilators
Community health center	72,970	100,950	93,600	20,189	0
EMS (Private)	35,380	44,300	61,600	2,548	0
Hospital	249,540	226,400	217,700	56,946	679
Local BOH	16,765	53,100	80,000	1,726	0
Local Municipalities (e.g. Fire, Police, Public EMS)	506,099	402,446	1,503,294	152,852	0
Nursing home/Senior living	376,825	865,700	871,200	116,744	0
Other (e.g. home and pediatric care)	262,547	1,157,948	2,314,692	143,429	0
Public safety (30-day supply)	167,325	0	0	0	0
State agency	96,675	439,736	2,476,280	114,336	0
Total distributions	1,784,126	3,290,580	7,618,366	608,770	679

PPE Distribution Summary - By Region

Central Massachusetts	239,254	420,667	975,650	75,489	83
Metro Boston	159,715	238,150	676,892	46,156	204
Metro West	463,396	687,532	1,052,774	135,759	136
Northeastern Massachusetts	193,712	366,013	688,832	42,635	117
Southeastern Massachusetts	371,135	674,335	1,338,408	127,784	79
State agency	87,002	420,286	2,400,880	106,028	0
Western Massachusetts	269,912	483,597	484,930	74,919	60
Total distributions	1,784,126	3,290,580	7,618,366	608,770	679

Note: Total distributions include those from DPH and MEMA. Those state agencies which are not linked to specific geographies are tagged as state agencies. The "other" category includes all entities that cannot be classified as one of the 8 entity types.



Massachusetts Department of Public Health COVID-19 Dashboard - Wednesday, June 03, 2020

PPE Distribution by Recipient Type and Geography

Cumulative PPE distribution as of 6/3/2020 at 9:00am

Region	Entity	N95s/KN95s	Masks	Gloves	Gowns	Ventilators
Central Massachusetts	Community health center	10,580	28,350	16,800	2,698	0
	EMS (Private)	3,800	3,300	5,000	900	0
	Hospital	23,120	13,600	18,200	5,106	83
	Local BOH	2,060	9,000	18,000	490	0
	Local Municipalities (e.g. Fire, Police, Public EMS)	91,135	53,484	249,750	29,329	0
	Nursing home/Senior living	53,460	129,000	114,200	14,394	0
	Other (e.g. home and pediatric care)	38,649	179,633	553,300	21,772	0
	Public safety (30-day supply)	14,450	0	0	0	0
	State agency	2,000	4,300	400	800	0
	Total	239,254	420,667	975,650	75,489	83
Metro Boston	Community health center	9,960	18,700	22,900	4,230	0
	EMS (Private)	5,000	0	0	0	0
	Hospital	39,110	45,500	89,700	9,580	204
	Local BOH	3,720	1,000	6,000	300	0
	Local Municipalities (e.g. Fire, Police, Public EMS)	49,550	19,200	276,120	12,970	0
	Nursing home/Senior living	23,730	72,950	48,300	9,126	0
	Other (e.g. home and pediatric care)	20,990	79,750	209,472	9,282	0
	Public safety (30-day supply)	6,455	0	0	0	0
	State agency	1,200	1,050	24,400	668	0
	Total	159,715	238,150	676,892	46,156	204
Metro West	Community health center	31,160	14,350	15,500	10,314	0
	EMS (Private)	11,320	16,600	4,000	240	0
	Hospital	62,620	29,400	43,200	18,774	136
	Local BOH	1,920	17,500	14,200	160	0
	Local Municipalities (e.g. Fire, Police, Public EMS)	118,887	89,352	209,324	27,678	0
	Nursing home/Senior living	107,890	202,000	211,900	29,230	0
	Other (e.g. home and pediatric care)	84,511	311,330	533,150	45,073	0
	Public safety (30-day supply)	42,785	0	0	0	0
	State agency	2,303	7,000	21,500	4,290	0
	Total	463,396	687,532	1,052,774	135,759	136
Region	Entity	N95s/KN95s	Masks	Gloves	Gowns	Ventilators
Northeastern Massachusetts	Community health center	2,640	3,300	5,000	396	0
	EMS (Private)	2,000	6,900	10,200	120	0
	Hospital	29,730	32,800	11,600	2,242	117
	Local BOH	2,720	6,000	9,200	80	0
	Local Municipalities (e.g. Fire, Police, Public EMS)	46,512	51,558	265,300	14,131	0
	Nursing home/Senior living	48,125	123,900	143,200	11,836	0
	Other (e.g. home and pediatric care)	29,165	141,555	244,332	13,430	0
	Public safety (30-day supply)	32,820	0	0	0	0
	State agency	0	0	0	400	0
	Total	193,712	366,013	688,832	42,635	117
Southeastern Massachusetts	Community health center	11,150	17,400	12,400	485	0
	EMS (Private)	3,860	6,600	12,000	186	0
	Hospital	58,800	42,800	55,000	11,240	79
	Local BOH	3,540	8,000	27,600	396	0
	Local Municipalities (e.g. Fire, Police, Public EMS)	102,012	96,705	341,220	38,992	0
	Nursing home/Senior living	90,260	189,500	263,000	32,956	0
	Other (e.g. home and pediatric care)	59,843	306,530	601,488	41,289	0
	Public safety (30-day supply)	37,800	0	0	0	0
	State agency	3,870	6,800	25,700	2,240	0
	Total	371,135	674,335	1,338,408	127,784	79
Western Massachusetts	Community health center	7,480	18,850	21,000	2,066	0
	EMS (Private)	9,400	10,900	30,400	1,102	0
	Hospital	36,160	62,300	0	10,004	60
	Local BOH	2,805	11,600	5,000	300	0
	Local Municipalities (e.g. Fire, Police, Public EMS)	98,003	92,147	161,580	29,752	0
	Nursing home/Senior living	53,360	148,350	90,600	19,202	0
	Other (e.g. home and pediatric care)	29,389	137,150	172,950	12,343	0
	Public safety (30-day supply)	33,015	0	0	0	0
	State agency	300	2,300	3,400	150	0
	Total	269,912	483,597	484,930	74,919	60

Note: Total distributions include those from DPH and MEMA. Those state agencies which are not linked to specific geographies are tagged as state agencies. The "other" category includes all entities that cannot be classified as one of the 8 entity types.



PPE Distribution by Recipient Type and Geography

Cumulative PPE distribution as of 6/3/2020 at 9:00am

Region	Entity	N95s/KN95s	Masks	Gloves	Gowns	Ventilators
State agency	Community health center	0	0	0	0	0
	EMS (Private)	0	0	0	0	0
	Hospital	0	0	0	0	0
	Local BOH	0	0	0	0	0
	Local Municipalities (e.g. Fire, Police, Public EMS)	0	0	0	0	0
	Nursing home/Senior living	0	0	0	0	0
	Other (e.g. home and pediatric care)	0	2,000	0	240	0
	Public safety (30-day supply)	0	0	0	0	0
	State agency	87,002	418,286	2,400,880	105,788	0
	Total	87,002	418,286	2,400,880	105,788	0
Massachusetts	Community health center	72,970	100,950	93,600	20,189	0
	EMS (Private)	35,380	44,300	61,600	2,548	0
	Hospital	249,540	226,400	217,700	56,946	679
	Local BOH	16,765	53,100	80,000	1,726	0
	Local Municipalities (e.g. Fire, Police, Public EMS)	506,099	402,446	1,503,294	152,852	0
	Nursing home/Senior living	376,825	865,700	871,200	116,744	0
	Other (e.g. home and pediatric care)	262,547	1,157,948	2,314,692	143,429	0
	Public safety (30-day supply)	167,325	0	0	0	0
	State agency	96,675	439,736	2,476,280	114,336	0
	Total	1,784,126	3,290,580	7,618,366	608,770	679

Note: Total distributions include those from DPH and MEMA. Those state agencies which are not linked to specific geographies are tagged as state agencies. The "other" category includes all entities that cannot be classified as one of the 8 entity types.