



Massachusetts Department of Public Health COVID-19 Dashboard - **Weekly COVID-19 Public Health Report**

Thursday, May 27, 2021

The Weekly COVID-19 Public Health Report includes enhanced, more granular information to be updated on a weekly, or biweekly basis, cases and deaths in Long Term Care Facilities, updates on nursing facility audit results, and more.



| | |
|--|----|
| COVID Cases and Facility-Reported Deaths in Long Term Care Facilities..... | 3 |
| Long-Term Care Staff Surveillance Testing..... | 17 |
| CMS Infection Control Surveys Conducted at Nursing Homes..... | 36 |
| COVID Cases in Assisted Living Residences | 47 |

PLEASE NOTE: Data points listed below, previously included in this report, can now be found in our interactive dashboard:

<https://www.mass.gov/info-details/covid-19-response-reporting>

Data Relocated as of April 8,2021 include:

- Monitoring COVID-19 Variants
- MA Contact Tracing: Total Cases and Contacts and Percentage Outreach Completed
- MA Contact Tracing: Case and Contact Outreach Outcomes
- Massachusetts Residents Quarantined due to COVID-19
- Massachusetts Residents Isolated due to COVID-19
- COVID Cluster by Exposure Setting Type
- Count and Rate of Confirmed COVID-19 Cases and Tests Performed in MA by City/Town

Data Relocated as of January 4,2021 include:

- Count and Rate of Confirmed COVID-19 Cases and Tests Performed in MA by County
- Map of Average Daily Testing Rate (per 100,000, PCR only) for COVID-19 in MA by City/Town Over Last Two Weeks
- Map of Percent Positivity (PCR only) among Tests Performed for COVID-19 in MA by City/Town Over Last Two Weeks
- Daily and Cumulative COVID-19 Cases Associated with Higher Education Testing
- Daily and Cumulative Total COVID-19 Molecular Tests Associated with Higher Education Testing
- Percent Positive of Molecular Tests in MA Associated with Higher Education Testing and Percent of Confirmed Cases by Date Associated with Higher Education Testing
- Cases and Case Rate by Age Group for Last Two Weeks
- Cases and Case Rate by Sex for Last Two Weeks
- Hospitalizations & Hospitalization Rate by Age Group for Last Two Weeks
- New Daily Confirmed COVID-19 Hospital Admissions
- Deaths and Death Rate by Age Group for Last Two Weeks
- Deaths and Death Rate by County for Last Two Weeks
- Deaths by Sex, Previous Hospitalization, & Underlying Conditions
- Cases, Hospitalizations, & Deaths by Race/Ethnicity



Massachusetts Department of Public Health COVID-19 Dashboard - COVID Cases and Facility-Reported Deaths in Long Term Care Facilities (1/14)

Cumulative data collected as of 5/24/2021

PLEASE NOTE:

Starting April 15, 2021, DPH has updated its weekly report to remove any long term care deaths attributed to residents who had recovered from COVID, in alignment with the US Centers for Disease Control and Prevention's National Health Care Safety Network requirements for long term care facilities. This data is already collected by DPH and submitted to the CDC, and is consistent with how other states report this data using a more precise definition.

Starting April 15, 2021 DPH has updated its weekly report to remove any deaths attributed to residents who had recovered from COVID-19, in alignment with the US Centers for Disease Control and Prevention's National Health Care Safety Network requirements for long term care facilities. When the number of deaths is between 1-4 residents, the number is suppressed to protect the identity of the resident(s).

ALSO: Data on deaths is self-reported by each facility. Nursing homes and rest homes are required to report deaths from COVID-19 among residents who died at the facility, at a hospital or other location.

DPH performs routine data quality reviews of the data it receives. This includes removing duplicate results and updating counts, if needed. Also, negative tests results from nursing home residents who were first reported as presumptive positive are removed.

As a result of this data cleaning process and to ensure accuracy, the total number of cases and self-reported deaths may fluctuate. Sources: MAVEN for confirmed cases; Individual facilities for resident deaths to DPH Bureau of Health Care Safety and Quality's Chapter 93 Reporting System (REDCap).



Massachusetts Department of Public Health COVID-19 Dashboard - COVID Cases and Facility-Reported Deaths in Long Term Care Facilities (2/14)

Thursday, May 27, 2021

Cumulative data collected as of 5/24/2021

| Facility | County | Total licensed beds | Total Cases* | Cases in the Previous 14 Days+ | Total Deaths** | Deaths in the Previous 14 Days+ |
|--|------------|---------------------|--------------|--------------------------------|----------------|---------------------------------|
| ABERJONA NURSING CENTER | MIDDLESEX | 123 | 82 | 0 | 1-4 | 0 |
| ACADEMY MANOR | ESSEX | 174 | 167 | 0 | 24 | 0 |
| ADVANIA CARE AT PROVINCETOWN | BARNSTABLE | 41 | 1-4 | 0 | 0 | 0 |
| ADVOCATE HEALTHCARE OF EAST BOSTON | SUFFOLK | 190 | 122 | 0 | 17 | 0 |
| AGAWAM HEALTHCARE | HAMPDEN | 176 | 74 | 0 | 17 | 0 |
| ALDEN COURT NURSING CARE & REHABILITATION CENTER | BRISTOL | 142 | 98 | 0 | 6 | 0 |
| ALLIANCE HEALTH AT ABBOTT | ESSEX | 55 | 40 | 0 | 1-4 | 0 |
| ALLIANCE HEALTH AT BALDWINVILLE | WORCESTER | 94 | 93 | 0 | 15 | 0 |
| ALLIANCE HEALTH AT BRAINTREE | NORFOLK | 101 | 144 | 0 | 23 | 0 |
| ALLIANCE HEALTH AT DEVEREUX | ESSEX | 64 | 105 | 0 | 14 | 0 |
| ALLIANCE HEALTH AT MARIE ESTHER | MIDDLESEX | 78 | 40 | 0 | 5 | 0 |
| ALLIANCE HEALTH AT MARINA BAY | NORFOLK | 167 | 127 | 0 | 28 | 0 |
| ALLIANCE HEALTH AT ROSEWOOD | ESSEX | 135 | 179 | 0 | 28 | 0 |
| ALLIANCE HEALTH AT WEST ACRES | PLYMOUTH | 130 | 160 | 1-4 | 30 | 0 |
| ANN'S REST HOME | SUFFOLK | 13 | 0 | 0 | 0 | 0 |
| APPLE VALLEY CENTER | MIDDLESEX | 123 | 77 | 0 | 5 | 0 |
| APPLEWOOD-A HOME FOR ELDERS | WORCESTER | 32 | 1-4 | 0 | 0 | 0 |
| ARMENIAN NURSING & REHABILITATION CENTER | SUFFOLK | 83 | 72 | 0 | 29 | 0 |
| ARNOLD HOUSE INC | MIDDLESEX | 22 | 13 | 0 | 5 | 0 |
| ATTLEBORO HEALTHCARE | BRISTOL | 120 | 52 | 0 | 14 | 0 |
| BAKER-KATZ SKILLED NURSING AND REHABILITATION CTR | ESSEX | 77 | 55 | 1-4 | 12 | 0 |
| BAYPATH AT DUXBURY NURSING & REHABILITATION CTR | PLYMOUTH | 120 | 93 | 0 | 10 | 0 |
| BAYPOINTE REHAB CENTER | PLYMOUTH | 169 | 197 | 0 | 39 | 0 |
| BEAR HILL HEALTHCARE AND REHABILITATION CENTER | MIDDLESEX | 169 | 170 | 0 | 27 | 0 |
| BEAR MOUNTAIN AT ANDOVER | ESSEX | 135 | 114 | 0 | 8 | 0 |
| BEAR MOUNTAIN AT READING | MIDDLESEX | 123 | 96 | 0 | 28 | 0 |
| BEAR MOUNTAIN AT SUDBURY | MIDDLESEX | 142 | 118 | 0 | 16 | 0 |
| BEAR MOUNTAIN AT WEST SPRINGFIELD | HAMPDEN | 168 | 90 | 0 | 13 | 0 |
| BEAR MOUNTAIN AT WORCESTER | WORCESTER | 173 | 92 | 0 | 13 | 0 |
| BEAUMONT AT UNIVERSITY CAMPUS | WORCESTER | 164 | 69 | 0 | 52 | 0 |
| BEAUMONT REHAB & SKILLED NURSING CTR - NATICK | MIDDLESEX | 53 | 84 | 0 | 8 | 0 |
| BEAUMONT REHAB & SKILLED NURSING CTR - NORTHBORO | WORCESTER | 96 | 111 | 0 | 31 | 0 |
| BEAUMONT REHAB & SKILLED NURSING CTR - NORTHBRIDGE | WORCESTER | 154 | 200 | 0 | 35 | 0 |
| BEAUMONT REHAB & SKILLED NURSING CTR - WESTBORO | WORCESTER | 152 | 170 | 0 | 21 | 0 |

*Staff and residents; **Cumulative COVID-19 deaths –includes residents only. ***Facility is closed. Data will continue to be included for completeness but will not change except for the result of data cleaning.+ Cases and deaths in the previous 14 days were identified from 5/9/2021 to 5/22/2021. For more data details on Long Term Care Facilities please see page 3.



Massachusetts Department of Public Health COVID-19 Dashboard - COVID Cases and Facility-Reported Deaths in Long Term Care Facilities (3/14)

Thursday, May 27, 2021
Cumulative data collected as of 5/24/2021

| Facility | County | Total licensed beds | Total Cases* | Cases in the Previous 14 Days+ | Total Deaths** | Deaths in the Previous 14 Days+ |
|--|------------|---------------------|--------------|--------------------------------|----------------|---------------------------------|
| BEAVEN KELLY HOME | HAMPDEN | 57 | 1-4 | 0 | 0 | 0 |
| BELMONT MANOR NURSING HOME | MIDDLESEX | 156 | 111 | 0 | 52 | 0 |
| BELVIDERE HEALTHCARE CENTER | MIDDLESEX | 115 | 48 | 0 | 11 | 0 |
| BENCHMARK SNR LIVING AT THE COMMONS IN LINCOLN SNF | MIDDLESEX | 32 | 17 | 0 | 0 | 0 |
| BENJAMIN HEALTHCARE CENTER | SUFFOLK | 205 | 112 | 0 | 11 | 0 |
| BERKELEY RETIREMENT HOME | ESSEX | 44 | 22 | 0 | 1-4 | 0 |
| BERKSHIRE PLACE | BERKSHIRE | 54 | 13 | 0 | 1-4 | 0 |
| BERKSHIRE REHABILITATION & SKILLED CARE CENTER | BERKSHIRE | 57 | 1-4 | 0 | 0 | 0 |
| BETHANY SKILLED NURSING FACILITY | MIDDLESEX | 169 | 97 | 0 | 19 | 0 |
| BLAIRE HOUSE OF MILFORD | WORCESTER | 73 | 118 | 0 | 19 | 0 |
| BLAIRE HOUSE OF TEWKSBURY | MIDDLESEX | 131 | 162 | 0 | 25 | 0 |
| BLAIRE HOUSE OF WORCESTER | WORCESTER | 75 | 57 | 0 | 24 | 0 |
| BLUE HILLS HEALTH AND REHABILITATION CENTER | NORFOLK | 92 | 75 | 0 | 15 | 0 |
| BLUEBERRY HILL REHABILITATION AND HEALTHCARE CTR | ESSEX | 132 | 150 | 1-4 | 16 | 0 |
| BOSTON HOME | SUFFOLK | 96 | 42 | 0 | 1-4 | 0 |
| BOSTONIAN NURSING CARE & REHABILITATION CTR | SUFFOLK | 121 | 55 | 0 | 13 | 0 |
| BOURNE MANOR EXTENDED CARE FACILITY | BARNSTABLE | 142 | 30 | 1-4 | 1-4 | 0 |
| BRAINTREE MANOR HEALTHCARE | NORFOLK | 177 | 135 | 0 | 13 | 0 |
| BRANDON WOODS OF DARTMOUTH | BRISTOL | 118 | 135 | 0 | 29 | 0 |
| BRANDON WOODS OF NEW BEDFORD | BRISTOL | 135 | 88 | 1-4 | 6 | 0 |
| BRENTWOOD REHABILITATION AND HEALTHCARE CTR (THE) | ESSEX | 159 | 132 | 0 | 24 | 0 |
| BRIARWOOD REHABILITATION & HEALTHCARE CENTER | NORFOLK | 120 | 181 | 1-4 | 40 | 0 |
| BRIDGEWATER NURSING HOME | PLYMOUTH | 43 | 0 | 0 | 0 | 0 |
| BRIGHAM HEALTH AND REHABILITATION CENTER | ESSEX | 64 | 10 | 0 | 0 | 0 |
| BRIGHTON HOUSE REHABILITATION & NURSING CENTER | SUFFOLK | 78 | 67 | 0 | 16 | 0 |
| BROCKTON HEALTH CENTER | PLYMOUTH | 123 | 103 | 0 | 23 | 0 |
| BROOK HAVEN ASSISTED LIVING, LLC | WORCESTER | 34 | 0 | 0 | 0 | 0 |
| BROOKHAVEN AT LEXINGTON | MIDDLESEX | 12 | 27 | 0 | 1-4 | 0 |
| BROOKHOUSE HOME FOR AGED WOMEN IN S | ESSEX | 36 | 6 | 0 | 1-4 | 0 |
| BROOKSIDE REHABILITATION AND HEALTHCARE CENTER | WORCESTER | 81 | 61 | 0 | 13 | 0 |
| BRUSH HILL CARE CENTER | NORFOLK | 160 | 111 | 0 | 1-4 | 0 |
| BUCKLEY-GREENFIELD HEALTHCARE CENTER | FRANKLIN | 120 | 72 | 0 | 16 | 0 |
| BURGOYNE REST HOME | SUFFOLK | 11 | 0 | 0 | 0 | 0 |
| CALDWELL HOME - EXTENDED CARE | WORCESTER | 28 | 0 | 0 | 0 | 0 |

*Staff and residents; **Cumulative COVID-19 deaths –includes residents only. ***Facility is closed. Data will continue to be included for completeness but will not change except for the result of data cleaning.+ Cases and deaths in the previous 14 days were identified from 5/9/2021 to 5/22/2021. For more data details on Long Term Care Facilities please see page 3.



Massachusetts Department of Public Health COVID-19 Dashboard - COVID Cases and Facility-Reported Deaths in Long Term Care Facilities (4/14)

Thursday, May 27, 2021
Cumulative data collected as of 5/24/2021

| Facility | County | Total licensed beds | Total Cases* | Cases in the Previous 14 Days+ | Total Deaths** | Deaths in the Previous 14 Days+ |
|---|------------|---------------------|--------------|--------------------------------|----------------|---------------------------------|
| CAMBRIDGE REHABILITATION & NURSING CENTER | MIDDLESEX | 83 | 99 | 0 | 21 | 0 |
| CAMPION HEALTH & WELLNESS | MIDDLESEX | 70 | 20 | 0 | 1-4 | 0 |
| CAPE HERITAGE REHABILITATION & HEALTH CARE CENTER | BARNSTABLE | 123 | 86 | 0 | 9 | 0 |
| CAPE REGENCY REHABILITATION & HEALTH CARE CENTER | BARNSTABLE | 120 | 109 | 0 | 17 | 0 |
| CAPE WINDS REST HOME OF HYANNIS | BARNSTABLE | 37 | 22 | 0 | 0 | 0 |
| CAPE WINDS REST HOME OF SANDWICH | BARNSTABLE | 20 | 0 | 0 | 0 | 0 |
| CARDIGAN NURSING & REHABILITATION CENTER | PLYMOUTH | 65 | 25 | 0 | 10 | 0 |
| CARE ONE AT BROOKLINE | NORFOLK | 120 | 88 | 0 | 11 | 0 |
| CARE ONE AT CONCORD | MIDDLESEX | 135 | 122 | 0 | 26 | 0 |
| CARE ONE AT ESSEX PARK | ESSEX | 202 | 201 | 1-4 | 43 | 0 |
| CARE ONE AT HOLYOKE | HAMPDEN | 164 | 188 | 0 | 18 | 0 |
| CARE ONE AT LEXINGTON | MIDDLESEX | 211 | 101 | 0 | 24 | 0 |
| CARE ONE AT LOWELL | MIDDLESEX | 160 | 169 | 0 | 1-4 | 0 |
| CARE ONE AT MILLBURY | WORCESTER | 154 | 148 | 0 | 33 | 0 |
| CARE ONE AT NEW BEDFORD | BRISTOL | 154 | 111 | 0 | 27 | 0 |
| CARE ONE AT NEWTON | MIDDLESEX | 202 | 139 | 0 | 29 | 0 |
| CARE ONE AT NORTHAMPTON | HAMPSHIRE | 125 | 135 | 5 | 23 | 0 |
| CARE ONE AT PEABODY | ESSEX | 150 | 176 | 0 | 20 | 0 |
| CARE ONE AT RANDOLPH | NORFOLK | 168 | 140 | 0 | 34 | 0 |
| CARE ONE AT REDSTONE | HAMPDEN | 254 | 117 | 0 | 16 | 0 |
| CARE ONE AT WEYMOUTH | NORFOLK | 154 | 117 | 0 | 28 | 0 |
| CARE ONE AT WILMINGTON | MIDDLESEX | 132 | 132 | 0 | 35 | 0 |
| CARLETON-WILLARD VILLAGE RETIREMENT & NURSING CTR | MIDDLESEX | 179 | 69 | 1-4 | 14 | 0 |
| CARLYLE HOUSE | MIDDLESEX | 55 | 79 | 0 | 13 | 0 |
| CARVALHO GROVE HEALTH AND REHABILITATION CENTER | BRISTOL | 112 | 92 | 0 | 14 | 0 |
| CASA DE RAMANA REHABILITATION CENTER | MIDDLESEX | 124 | 107 | 0 | 7 | 0 |
| CATHOLIC MEMORIAL HOME | BRISTOL | 300 | 316 | 0 | 43 | 0 |
| CEDAR VIEW REHABILITATION AND HEALTHCARE CENTER | ESSEX | 100 | 106 | 0 | 22 | 0 |
| CEDARWOOD GARDENS | NORFOLK | 82 | 21 | 0 | 1-4 | 0 |
| CENTER FOR EXTENDED CARE AT AMHERST | HAMPSHIRE | 134 | 106 | 0 | 26 | 0 |
| CHAPIN CENTER | HAMPDEN | 160 | 126 | 1-4 | 19 | 0 |
| CHARLENE MANOR EXTENDED CARE FACILITY | FRANKLIN | 123 | 128 | 0 | 15 | 0 |
| CHARLTON MANOR REST HOME | WORCESTER | 32 | 20 | 0 | 0 | 0 |
| CHESTNUT HILL OF EAST LONGMEADOW | HAMPDEN | 135 | 19 | 0 | 0 | 0 |

*Staff and residents; **Cumulative COVID-19 deaths –includes residents only. ***Facility is closed. Data will continue to be included for completeness but will not change except for the result of data cleaning.+ Cases and deaths in the previous 14 days were identified from 5/9/2021 to 5/22/2021. For more data details on Long Term Care Facilities please see page 3.



Massachusetts Department of Public Health COVID-19 Dashboard - COVID Cases and Facility-Reported Deaths in Long Term Care Facilities (5/14)

Thursday, May 27, 2021

Cumulative data collected as of 5/24/2021

| Facility | County | Total licensed beds | Total Cases* | Cases in the Previous 14 Days+ | Total Deaths** | Deaths in the Previous 14 Days+ |
|--|-----------|---------------------|--------------|--------------------------------|----------------|---------------------------------|
| CHESTNUT WOODS REHABILITATION AND HEALTHCARE CTR | ESSEX | 88 | 126 | 0 | 18 | 0 |
| CHETWYNDE HEALTHCARE | MIDDLESEX | 75 | 83 | 0 | 17 | 0 |
| CHICOPEE REHABILITATION AND NURSING | HAMPDEN | 68 | 63 | 0 | 12 | 0 |
| CHILTON HOUSE REST HOME (THE) | PLYMOUTH | 36 | 23 | 0 | 0 | 0 |
| CHRISTOPHER HOUSE OF WORCESTER | WORCESTER | 156 | 171 | 0 | 20 | 0 |
| CLIFTON REHABILITATION NURSING CENTER | BRISTOL | 142 | 161 | 0 | 6 | 0 |
| COLEMAN HOUSE | WORCESTER | 45 | 64 | 0 | 17 | 0 |
| COLONY CENTER FOR HEALTH & REHABILITATION | PLYMOUTH | 92 | 79 | 0 | 11 | 0 |
| COMMONS RESIDENCE AT ORCHARD COVE | NORFOLK | 45 | 80 | 0 | 14 | 0 |
| CONTINUING CARE AT BROOKSBY VILLAGE | ESSEX | 88 | 47 | 0 | 17 | 0 |
| COPLEY AT STOUGHTON - BAYSTATE CONSOLIDATED PROPER | NORFOLK | 123 | 68 | 0 | 17 | 0 |
| COUNTRY CENTER FOR HEALTH & REHABILITATION | ESSEX | 111 | 31 | 0 | 1-4 | 0 |
| COUNTRY GARDENS HEALTH AND REHABILITATION CENTER | BRISTOL | 86 | 84 | 0 | 22 | 0 |
| COUNTRYSIDE HEALTH CARE OF MILFORD | WORCESTER | 109 | 120 | 0 | 17 | 0 |
| COURTYARD NURSING CARE CENTER | MIDDLESEX | 224 | 187 | 0 | 51 | 0 |
| CRANEVILLE PLACE REHABILITATION & SKILLED CARE CT | BERKSHIRE | 89 | 14 | 0 | 0 | 0 |
| CRESCENT MANOR REST HOME, INC | WORCESTER | 58 | 48 | 0 | 1-4 | 0 |
| CUSHING MANOR COMM SUPPORT FACILITY | SUFFOLK | 36 | 0 | 0 | 0 | 0 |
| DAGGETT-CRANDALL NEWCOMB HOME | BRISTOL | 30 | 0 | 0 | 0 | 0 |
| DALTON REST HOME | WORCESTER | 34 | 30 | 0 | 0 | 0 |
| DARTMOUTH MANOR REST HOME | BRISTOL | 25 | 15 | 0 | 0 | 0 |
| DAVENPORT MEMORIAL HOME | MIDDLESEX | 18 | 1-4 | 0 | 0 | 0 |
| DAY BROOK VILLAGE SENIOR LIVING | HAMPDEN | 92 | 95 | 1-4 | 20 | 0 |
| DEDHAM HEALTHCARE | NORFOLK | 145 | 55 | 0 | 11 | 0 |
| DEN-MAR HEALTH AND REHABILITATION CENTER | ESSEX | 76 | 65 | 0 | 11 | 0 |
| DEXTER HOUSE HEALTHCARE | MIDDLESEX | 130 | 56 | 0 | 10 | 0 |
| DODGE PARK REST HOME, INC. | WORCESTER | 60 | 27 | 0 | 0 | 0 |
| DONNA KAY REST HOME | WORCESTER | 60 | 1-4 | 0 | 0 | 0 |
| DOOLITTLE HOME | NORFOLK | 32 | 1-4 | 0 | 1-4 | 0 |
| DWYER HOME | NORFOLK | 50 | 26 | 1-4 | 1-4 | 0 |
| D'YOUVILLE CARE FOR ADVANCED THERAPY | MIDDLESEX | 33 | 15 | 0 | 1-4 | 0 |
| D'YOUVILLE SENIOR CARE | MIDDLESEX | 208 | 146 | 0 | 1-4 | 0 |
| EAST LONGMEADOW SKILLED NURSING CENTER | HAMPDEN | 131 | 108 | 0 | 19 | 0 |
| EASTPOINTE REHAB CENTER | SUFFOLK | 195 | 142 | 0 | 38 | 0 |

*Staff and residents; **Cumulative COVID-19 deaths –includes residents only. ***Facility is closed. Data will continue to be included for completeness but will not change except for the result of data cleaning.+Cases and deaths in the previous 14 days were identified from 5/9/2021 to 5/22/2021. For more data details on Long Term Care Facilities please see page 3.



Massachusetts Department of Public Health COVID-19 Dashboard - COVID Cases and Facility-Reported Deaths in Long Term Care Facilities (6/14)

Thursday, May 27, 2021
Cumulative data collected as of 5/24/2021

| Facility ▲ | County | Total licensed beds | Total Cases* | Cases in the Previous 14 Days+ | Total Deaths** | Deaths in the Previous 14 Days+ |
|--|-----------|---------------------|--------------|--------------------------------|----------------|---------------------------------|
| ELAINE CENTER AT HADLEY | HAMPSHIRE | 154 | 64 | 0 | 24 | 0 |
| ELIOT CENTER FOR HEALTH & REHABILITATION | MIDDLESEX | 114 | 111 | 1-4 | 8 | 0 |
| ELIZABETH CATHERINE REST HOME | NORFOLK | 26 | 0 | 0 | 0 | 0 |
| ELIZABETH SETON | NORFOLK | 84 | 91 | 0 | 14 | 0 |
| ELLEN RICE REST HOME, INC. | HAMPDEN | 12 | 0 | 0 | 0 | 0 |
| ELLIS NURSING HOME (THE) | NORFOLK | 191 | 140 | 0 | 30 | 0 |
| ELMHURST HEALTHCARE (THE) | MIDDLESEX | 45 | 20 | 0 | 1-4 | 0 |
| EMERSON REHABILITATION & TRANSITIONAL CARE UNIT | MIDDLESEX | 20 | 1-4 | 0 | 1-4 | 0 |
| FAIRHAVEN HEALTHCARE CENTER | MIDDLESEX | 169 | 122 | 0 | 22 | 0 |
| FAIRMOUNT REST HOME, INC. | SUFFOLK | 32 | 12 | 0 | 0 | 0 |
| FAIRVIEW COMMONS NURSING & REHABILITATION CENTER | BERKSHIRE | 146 | 61 | 0 | 6 | 0 |
| FALL RIVER HEALTHCARE | BRISTOL | 176 | 176 | 0 | 12 | 0 |
| FALL RIVER JEWISH HOME | BRISTOL | 62 | 73 | 0 | 7 | 0 |
| FARREN CARE CENTER | FRANKLIN | 122 | 1-4 | 0 | 0 | 0 |
| FITCH HOME, INC. (THE) | MIDDLESEX | 26 | 19 | 0 | 0 | 0 |
| FITCHBURG HEALTHCARE | WORCESTER | 160 | 181 | 0 | 28 | 0 |
| FITCHBURG REHABILITATION AND NURSING CENTER | WORCESTER | 87 | 78 | 0 | 1-4 | 0 |
| FOREMOST AT SHARON LLC | NORFOLK | 66 | 50 | 0 | 9 | 0 |
| FULLER HOUSE OF STONEHAM REST HOME | MIDDLESEX | 13 | 12 | 0 | 0 | 0 |
| GARDEN PLACE HEALTHCARE | BRISTOL | 133 | 80 | 0 | 14 | 0 |
| GARDNER REHABILITATION AND NURSING CENTER | WORCESTER | 124 | 41 | 0 | 1-4 | 0 |
| GERMAN CENTER FOR EXTENDED CARE | SUFFOLK | 133 | 102 | 0 | 10 | 0 |
| GERMAN HOME THE | ESSEX | 31 | 37 | 0 | 0 | 0 |
| GLEN RIDGE NURSING CARE CENTER | MIDDLESEX | 164 | 113 | 0 | 29 | 0 |
| GLOUCESTER HEALTHCARE | ESSEX | 101 | 75 | 0 | 9 | 0 |
| GOVERNORS CENTER | HAMPDEN | 100 | 108 | 0 | 13 | 0 |
| GREENWOOD NURSING & REHABILITATION CENTER | MIDDLESEX | 36 | 17 | 0 | 5 | 0 |
| GUARDIAN CENTER (THE) | PLYMOUTH | 123 | 47 | 0 | 17 | 0 |
| HALCYON HOUSE | ESSEX | 20 | 7 | 1-4 | 1-4 | 0 |
| HALE HOUSE | SUFFOLK | 60 | 1-4 | 0 | 0 | 0 |
| HANCOCK PARK REHABILITATION AND NURSING CENTER | NORFOLK | 142 | 85 | 1-4 | 20 | 0 |
| HANNAH B G SHAW HOME | PLYMOUTH | 107 | 50 | 0 | 5 | 0 |
| HANNAH DUSTON HEALTHCARE CENTER | ESSEX | 128 | 92 | 0 | 22 | 0 |
| HARBOR HOUSE NURSING & REHABILITATION CENTER | PLYMOUTH | 142 | 154 | 0 | 34 | 0 |

*Staff and residents; **Cumulative COVID-19 deaths –includes residents only. ***Facility is closed. Data will continue to be included for completeness but will not change except for the result of data cleaning.+ Cases and deaths in the previous 14 days were identified from 5/9/2021 to 5/22/2021. For more data details on Long Term Care Facilities please see page 3.



Massachusetts Department of Public Health COVID-19 Dashboard - COVID Cases and Facility-Reported Deaths in Long Term Care Facilities (7/14)

Thursday, May 27, 2021
Cumulative data collected as of 5/24/2021

| Facility | County | Total licensed beds | Total Cases* | Cases in the Previous 14 Days+ | Total Deaths** | Deaths in the Previous 14 Days+ |
|--|------------|---------------------|--------------|--------------------------------|----------------|---------------------------------|
| HATHAWAY MANOR EXTENDED CARE | BRISTOL | 142 | 165 | 0 | 26 | 0 |
| HATHORNE HILL | ESSEX | 120 | 86 | 0 | 10 | 0 |
| HAVENWOOD REST HOME | BRISTOL | 41 | 16 | 10 | 0 | 0 |
| HEATHWOOD HEALTHCARE | MIDDLESEX | 73 | 40 | 0 | 12 | 0 |
| HELLENIC NURSING & REHABILITATION CENTER | NORFOLK | 154 | 129 | 0 | 20 | 0 |
| HERITAGE HALL NORTH | HAMPDEN | 124 | 66 | 0 | 9 | 0 |
| HERITAGE HALL SOUTH | HAMPDEN | 122 | 39 | 0 | 5 | 0 |
| HERITAGE HALL WEST | HAMPDEN | 164 | 122 | 1-4 | 25 | 0 |
| HERMITAGE HEALTHCARE (THE) | WORCESTER | 101 | 71 | 0 | 9 | 0 |
| HIGHLANDS | WORCESTER | 168 | 144 | 0 | 16 | 0 |
| HIGHVIEW OF NORTHAMPTON | HAMPSHIRE | 120 | 89 | 0 | 15 | 0 |
| HILLCREST COMMONS NURSING & REHABILITATION CENTER | BERKSHIRE | 265 | 189 | 0 | 21 | 0 |
| HILLSIDE REST HOME | ESSEX | 28 | 0 | 0 | 0 | 0 |
| HOLDEN REHABILITATION & NURSING CENTER | WORCESTER | 123 | 46 | 0 | 9 | 0 |
| HOLY TRINITY EASTERN ORTHODOX N & R CENTER | WORCESTER | 113 | 114 | 0 | 11 | 0 |
| HOLYOKE HEALTHCARE CENTER | HAMPDEN | 102 | 77 | 0 | 9 | 0 |
| HOMESTEAD HALL | WORCESTER | 32 | 1-4 | 0 | 0 | 0 |
| HUNT NURSING & REHAB CENTER | ESSEX | 120 | 113 | 5 | 22 | 0 |
| IVY HILL ASSISTED CARE, LLC | ESSEX | 30 | 27 | 0 | 0 | 0 |
| JEFFREY & SUSAN BRUDNICK CENTER FOR LIVING | ESSEX | 180 | 120 | 0 | 42 | 0 |
| JESMOND NURSING HOME | ESSEX | 55 | 42 | 0 | 7 | 0 |
| JEWISH HEALTHCARE CENTER | WORCESTER | 141 | 230 | 0 | 25 | 0 |
| JML CARE CENTER INC | BARNSTABLE | 132 | 34 | 0 | 1-4 | 0 |
| JOHN ADAMS HEALTHCARE CENTER | NORFOLK | 71 | 58 | 1-4 | 0 | 0 |
| JOHN SCOTT HOUSE NURSING & REHABILITATION CENTER | NORFOLK | 138 | 166 | 1-4 | 27 | 0 |
| JULIAN J LEVITT FAMILY NURSING HOME | HAMPDEN | 200 | 246 | 0 | 63 | 0 |
| KATZMAN FAMILY CENTER FOR LIVING | SUFFOLK | 120 | 108 | 0 | 60 | 0 |
| KEYSTONE CENTER | WORCESTER | 106 | 62 | 0 | 11 | 0 |
| KIMBALL FARMS NURSING CARE CENTER | BERKSHIRE | 74 | 62 | 0 | 15 | 0 |
| KNOLLWOOD NURSING CENTER | WORCESTER | 82 | 45 | 0 | 1-4 | 0 |
| LABELLE'S REST HOME | FRANKLIN | 24 | 0 | 0 | 0 | 0 |
| LAFAYETTE REHABILITATION & SKILLED NURSING FACILIT | ESSEX | 65 | 87 | 0 | 19 | 0 |
| LAKEVIEW HOUSE SKLD NRSG AND RESIDENTIAL CARE FAC | ESSEX | 91 | 57 | 0 | 1-4 | 0 |
| LANESSA EXTENDED CARE | WORCESTER | 96 | 15 | 1-4 | 0 | 0 |

*Staff and residents; **Cumulative COVID-19 deaths –includes residents only. ***Facility is closed. Data will continue to be included for completeness but will not change except for the result of data cleaning.+ Cases and deaths in the previous 14 days were identified from 5/9/2021 to 5/22/2021. For more data details on Long Term Care Facilities please see page 3.



Massachusetts Department of Public Health COVID-19 Dashboard - COVID Cases and Facility-Reported Deaths in Long Term Care Facilities (8/14)

Thursday, May 27, 2021
Cumulative data collected as of 5/24/2021

| Facility ▲ | County | Total licensed beds | Total Cases* | Cases in the Previous 14 Days+ | Total Deaths** | Deaths in the Previous 14 Days+ |
|---|------------|---------------------|--------------|--------------------------------|----------------|---------------------------------|
| LASELL HOUSE | MIDDLESEX | 38 | 26 | 0 | 1-4 | 0 |
| LATHROP HOME | HAMPSHIRE | 39 | 1-4 | 0 | 0 | 0 |
| LAUREL RIDGE REHAB AND SKILLED CARE CENTER | SUFFOLK | 120 | 105 | 0 | 15 | 0 |
| LEDGEWOOD REHABILITATION & SKILLED NURSING CENTER | ESSEX | 123 | 108 | 0 | 19 | 0 |
| LEE HEALTHCARE | BERKSHIRE | 88 | 64 | 0 | 5 | 0 |
| LEONARD FLORENCE CENTER FOR LIVING | SUFFOLK | 100 | 47 | 0 | 1-4 | 0 |
| LIBERTY COMMONS | BARNSTABLE | 132 | 91 | 0 | 10 | 0 |
| LIFE CARE CENTER OF ACTON | MIDDLESEX | 155 | 87 | 0 | 24 | 0 |
| LIFE CARE CENTER OF ATTLEBORO | BRISTOL | 123 | 101 | 0 | 15 | 0 |
| LIFE CARE CENTER OF AUBURN | WORCESTER | 154 | 142 | 0 | 39 | 0 |
| LIFE CARE CENTER OF LEOMINSTER | WORCESTER | 133 | 108 | 0 | 24 | 0 |
| LIFE CARE CENTER OF MERRIMACK VALLEY | MIDDLESEX | 124 | 146 | 0 | 25 | 0 |
| LIFE CARE CENTER OF NASHOBA VALLEY | MIDDLESEX | 120 | 128 | 0 | 18 | 0 |
| LIFE CARE CENTER OF PLYMOUTH | PLYMOUTH | 150 | 212 | 0 | 27 | 0 |
| LIFE CARE CENTER OF RAYNHAM | BRISTOL | 154 | 166 | 0 | 36 | 0 |
| LIFE CARE CENTER OF STONEHAM | MIDDLESEX | 94 | 108 | 14 | 16 | 0 |
| LIFE CARE CENTER OF THE NORTH SHORE | ESSEX | 123 | 149 | 0 | 21 | 0 |
| LIFE CARE CENTER OF THE SOUTH SHORE | PLYMOUTH | 117 | 98 | 0 | 21 | 0 |
| LIFE CARE CENTER OF WEST BRIDGEWATER | PLYMOUTH | 150 | 191 | 0 | 17 | 0 |
| LIFE CARE CENTER OF WILBRAHAM | HAMPDEN | 123 | 98 | 1-4 | 13 | 0 |
| LIGHTHOUSE NURSING CARE CENTER | SUFFOLK | 123 | 147 | 0 | 22 | 0 |
| LINCOLN HILL MANOR | WORCESTER | 30 | 1-4 | 0 | 0 | 0 |
| LINDA MANOR EXTENDED CARE FACILITY | HAMPSHIRE | 123 | 83 | 0 | 8 | 0 |
| LINDEN PONDS | PLYMOUTH | 132 | 38 | 0 | 9 | 0 |
| LONGMEADOW OF TAUNTON | BRISTOL | 100 | 134 | 0 | 8 | 0 |
| LOOMIS LAKESIDE AT REEDS LANDING | HAMPDEN | 42 | 37 | 0 | 5 | 0 |
| LUTHERAN REHABILITATION & SKILLED CARE CENTER | WORCESTER | 150 | 147 | 1-4 | 20 | 0 |
| LYDIA TAFT HOUSE | WORCESTER | 53 | 67 | 0 | 11 | 0 |
| LYNN HOME FOR ELDERLY PERSONS | ESSEX | 37 | 9 | 0 | 0 | 0 |
| LYNN SHORE REST HOME | ESSEX | 34 | 42 | 0 | 0 | 0 |
| M I NURSING & RESTORATIVE CENTER | ESSEX | 250 | 167 | 0 | 51 | 0 |
| MADONNA MANOR NURSING HOME | BRISTOL | 129 | 96 | 0 | 23 | 0 |
| MAPLES REHABILITATION & NURSING CENTER | NORFOLK | 144 | 140 | 0 | 21 | 0 |
| MAPLEWOOD REHAB AND NURSING | ESSEX | 120 | 48 | 0 | 5 | 0 |

*Staff and residents; **Cumulative COVID-19 deaths –includes residents only. ***Facility is closed. Data will continue to be included for completeness but will not change except for the result of data cleaning.+ Cases and deaths in the previous 14 days were identified from 5/9/2021 to 5/22/2021. For more data details on Long Term Care Facilities please see page 3.



Massachusetts Department of Public Health COVID-19 Dashboard - COVID Cases and Facility-Reported Deaths in Long Term Care Facilities (9/14)

Thursday, May 27, 2021

Cumulative data collected as of 5/24/2021

| Facility | County | Total licensed beds | Total Cases* | Cases in the Previous 14 Days+ | Total Deaths** | Deaths in the Previous 14 Days+ |
|--|------------|---------------------|--------------|--------------------------------|----------------|---------------------------------|
| MARIAN MANOR | SUFFOLK | 355 | 132 | 0 | 19 | 0 |
| MARIAN MANOR OF TAUNTON | BRISTOL | 116 | 90 | 0 | 15 | 0 |
| MARILLAC RESIDENCE | NORFOLK | 76 | 22 | 0 | 0 | 0 |
| MARISTHILL NURSING & REHABILITATION CENTER | MIDDLESEX | 123 | 133 | 1-4 | 18 | 0 |
| MARLBOROUGH HILLS REHABILITATION & HLTH CARE CTR | MIDDLESEX | 196 | 220 | 0 | 25 | 0 |
| MARY ANN MORSE NURSING & REHABILITATION | MIDDLESEX | 124 | 153 | 0 | 31 | 0 |
| MARY'S MEADOW AT PROVIDENCE PLACE | HAMPDEN | 40 | 20 | 0 | 1-4 | 0 |
| MASCONOMET HEALTHCARE CENTER | ESSEX | 123 | 96 | 0 | 28 | 0 |
| MATTAPAN HEALTH & REHABILITATION CENTER | SUFFOLK | 85 | 37 | 0 | 7 | 0 |
| MAYFLOWER PLACE NURSING & REHABILITATION CENTER | BARNSTABLE | 72 | 21 | 0 | 1-4 | 0 |
| MEADOW GREEN NURSING AND REHABILITATION CENTER | MIDDLESEX | 123 | 63 | 0 | 14 | 0 |
| MEADOWS | ESSEX | 59 | 28 | 0 | 5 | 0 |
| MEADOWS OF CENTRAL MASSACHUSETTS (THE) | WORCESTER | 135 | 68 | 0 | 15 | 0 |
| MEDFORD REHABILITATION AND NURSING CENTER | MIDDLESEX | 142 | 133 | 0 | 17 | 0 |
| MEDWAY COUNTRY MANOR SKILLED NURSING & REHABILITAT | NORFOLK | 120 | 82 | 0 | 11 | 0 |
| MELROSE HEALTHCARE | MIDDLESEX | 106 | 45 | 0 | 8 | 0 |
| MEMORY SUPPORT OF HERITAGE HALL | HAMPDEN | 123 | 103 | 0 | 20 | 0 |
| MILFORD CENTER | WORCESTER | 135 | 84 | 0 | 10 | 0 |
| MILL POND REST HOME | MIDDLESEX | 27 | 0 | 0 | 0 | 0 |
| MONT MARIE REHABILITATION & HEALTHCARE CENTER | HAMPDEN | 84 | 77 | 1-4 | 14 | 0 |
| MOUNT CARMEL CARE CENTER | BERKSHIRE | 69 | 8 | 0 | 0 | 0 |
| MOUNT SAINT VINCENT CARE CENTER | HAMPDEN | 125 | 55 | 0 | 9 | 0 |
| MT GREYLOCK EXTENDED CARE FACILITY | BERKSHIRE | 100 | 16 | 0 | 0 | 0 |
| MT. IDA REST HOME, INC. | MIDDLESEX | 18 | 1-4 | 0 | 0 | 0 |
| MT. PLEASANT HOME | SUFFOLK | 60 | 1-4 | 0 | 0 | 0 |
| NEMASKET HEALTHCARE CENTER | PLYMOUTH | 102 | 85 | 0 | 17 | 0 |
| NEVILLE CENTER AT FRESH POND FOR NURSING & REHAB | MIDDLESEX | 112 | 145 | 0 | 25 | 0 |
| NEVINS NURSING & REHABILITATION CENTER | ESSEX | 153 | 133 | 0 | 21 | 0 |
| NEW BEDFORD JEWISH CONVALESCENT HOME | BRISTOL | 80 | 20 | 0 | 0 | 0 |
| NEW ENGLAND HOMES FOR THE DEAF | ESSEX | 81 | 54 | 0 | 6 | 0 |
| NEW ENGLAND PEDIATRIC CARE | MIDDLESEX | 80 | 15 | 0 | 0 | 0 |
| NEW ENGLAND SINAI HOSPITAL TRANSITIONAL CARE UNIT | NORFOLK | 21 | 21 | 0 | 0 | 0 |
| NEWBRIDGE ON THE CHARLES SKILLED NURSING FACILITY | NORFOLK | 48 | 172 | 1-4 | 10 | 1-4 |
| NEWBURYPORT SOCIETY - OF AGED MEN | ESSEX | 9 | 1-4 | 0 | 0 | 0 |

*Staff and residents; **Cumulative COVID-19 deaths –includes residents only. ***Facility is closed. Data will continue to be included for completeness but will not change except for the result of data cleaning.+ Cases and deaths in the previous 14 days were identified from 5/9/2021 to 5/22/2021. For more data details on Long Term Care Facilities please see page 3.



Massachusetts Department of Public Health COVID-19 Dashboard - COVID Cases and Facility-Reported Deaths in Long Term Care Facilities (10/14)

Thursday, May 27, 2021
Cumulative data collected as of 5/24/2021

| Facility | County | Total licensed beds | Total Cases* | Cases in the Previous 14 Days+ | Total Deaths** | Deaths in the Previous 14 Days+ |
|--|------------|---------------------|--------------|--------------------------------|----------------|---------------------------------|
| NEWFIELD HOUSE CONVALESCENT HOME | PLYMOUTH | 100 | 34 | 0 | 9 | 0 |
| NEWTON WELLESLEY CENTER FOR ALZHEIMER'S CARE | NORFOLK | 110 | 77 | 0 | 19 | 0 |
| NORTH ADAMS COMMONS NURSING & REHABILITATION CENTE | BERKSHIRE | 119 | 9 | 0 | 0 | 0 |
| NORTH END REHABILITATION AND HEALTHCARE CENTER | SUFFOLK | 100 | 31 | 0 | 12 | 0 |
| NORTHWOOD REHABILITATION & HEALTHCARE CENTER | MIDDLESEX | 123 | 139 | 0 | 24 | 0 |
| NORWOOD HEALTHCARE | NORFOLK | 170 | 92 | 0 | 18 | 0 |
| NOTRE DAME LONG TERM CARE CENTER | WORCESTER | 123 | 120 | 1-4 | 22 | 0 |
| OAK KNOLL HEALTHCARE CENTER | MIDDLESEX | 123 | 117 | 0 | 23 | 0 |
| OAKDALE REHABILITATION & SKILLED NURSING CENTER | WORCESTER | 92 | 54 | 0 | 11 | 0 |
| OAKHILL HEALTHCARE | PLYMOUTH | 123 | 75 | 0 | 7 | 0 |
| OAKS | BRISTOL | 122 | 113 | 1-4 | 14 | 0 |
| OASIS AT DODGE PARK | WORCESTER | 82 | 10 | 0 | 0 | 0 |
| ODD FELLOWS HOME OF MASSACHUSETTS | WORCESTER | 100 | 112 | 1-4 | 19 | 0 |
| OOSTERMAN'S MELROSE REST HOME, INC | MIDDLESEX | 25 | 0 | 0 | 0 | 0 |
| OUR ISLAND HOME | NANTUCKET | 45 | 1-4 | 0 | 0 | 0 |
| OUR LADYS HAVEN OF FAIRHAVEN INC | BRISTOL | 117 | 101 | 0 | 21 | 0 |
| OVERLOOK MASONIC HEALTH CENTER | WORCESTER | 181 | 61 | 0 | 8 | 0 |
| OXFORD REHABILITATION & HEALTH CARE CENTER | ESSEX | 120 | 99 | 0 | 7 | 0 |
| PALM SKILLED NRSING CR & CTR FOR REHAB EXCELLENCE | MIDDLESEX | 124 | 201 | 0 | 33 | 0 |
| PALMER HEALTHCARE CENTER | HAMPDEN | 61 | 65 | 0 | 11 | 0 |
| PARK AVENUE HEALTH CENTER | MIDDLESEX | 89 | 74 | 1-4 | 1-4 | 0 |
| PARK PLACE REHABILITATION & SKILLED CARE CENTER | SUFFOLK | 53 | 38 | 0 | 6 | 0 |
| PARKWAY HEALTH AND REHABILITATION CENTER | SUFFOLK | 141 | 61 | 0 | 13 | 0 |
| PARSONS HILL REHABILITATION & HEALTH CARE CENTER | WORCESTER | 162 | 184 | 0 | 6 | 0 |
| PAVILION | BARNSTABLE | 82 | 54 | 0 | 1-4 | 0 |
| PENACOOK PLACE | ESSEX | 160 | 113 | 0 | 15 | 0 |
| PENNY LANE | WORCESTER | 26 | 13 | 0 | 0 | 0 |
| PETTEE HOUSE | MIDDLESEX | 24 | 0 | 0 | 0 | 0 |
| PHILLIPS MANOR NURSING HOME | ESSEX | 29 | 22 | 0 | 5 | 0 |
| PILGRIM REHABILITATION & SKILLED NURSING CENTER | ESSEX | 152 | 153 | 0 | 21 | 0 |
| PINE KNOLL NURSING CENTER | MIDDLESEX | 81 | 84 | 0 | 17 | 0 |
| PLEASANT ACRES REST HOME LLC | WORCESTER | 14 | 1-4 | 0 | 0 | 0 |
| PLEASANT BAY OF BREWSTER REHAB CENTER | BARNSTABLE | 135 | 134 | 0 | 18 | 0 |
| PLEASANT STREET REST HOME, INC. | BRISTOL | 60 | 22 | 0 | 0 | 0 |

*Staff and residents; **Cumulative COVID-19 deaths –includes residents only. ***Facility is closed. Data will continue to be included for completeness but will not change except for the result of data cleaning.+ Cases and deaths in the previous 14 days were identified from 5/9/2021 to 5/22/2021. For more data details on Long Term Care Facilities please see page 3.



Massachusetts Department of Public Health COVID-19 Dashboard - COVID Cases and Facility-Reported Deaths in Long Term Care Facilities (11/14)

Thursday, May 27, 2021
Cumulative data collected as of 5/24/2021

| Facility | County | Total licensed beds | Total Cases* | Cases in the Previous 14 Days+ | Total Deaths** | Deaths in the Previous 14 Days+ |
|--|------------|---------------------|--------------|--------------------------------|----------------|---------------------------------|
| PLYMOUTH HARBORSIDE HEALTHCARE | PLYMOUTH | 101 | 84 | 0 | 10 | 0 |
| PLYMOUTH REHABILITATION & HEALTH CARE CENTER | PLYMOUTH | 186 | 32 | 0 | 0 | 0 |
| POET'S SEAT HEALTH CARE CENTER | FRANKLIN | 63 | 40 | 0 | 13 | 0 |
| POND HOME | NORFOLK | 43 | 18 | 1-4 | 0 | 0 |
| POPE NURSING HOME | NORFOLK | 49 | 57 | 0 | 17 | 0 |
| PORT HEALTHCARE CENTER | ESSEX | 123 | 62 | 0 | 6 | 0 |
| PRESCOTT HOUSE | ESSEX | 126 | 72 | 0 | 21 | 0 |
| PRESENTATION REHAB AND SKILLED CARE CENTER | SUFFOLK | 122 | 115 | 0 | 20 | 0 |
| QUABBIN VALLEY HEALTHCARE | WORCESTER | 142 | 124 | 0 | 22 | 0 |
| QUABOAG REHABILITATION & SKILLED CARE FACILITY | WORCESTER | 166 | 128 | 0 | 6 | 0 |
| QUEEN ANNE NURSING HOME | PLYMOUTH | 106 | 103 | 0 | 18 | 0 |
| QUINCY HEALTH AND REHABILITATION CENTER LLC | NORFOLK | 126 | 110 | 1-4 | 30 | 0 |
| RECUPERATIVE SERVICES UNIT-HEBREW REHAB CENTER | SUFFOLK | 50 | 334 | 0 | 7 | 0 |
| REHABILITATION & NURSING CENTER AT EVERETT (THE) | MIDDLESEX | 183 | 102 | 0 | 18 | 0 |
| RENAISSANCE MANOR ON CABOT | HAMPDEN | 61 | 50 | 1-4 | 1-4 | 0 |
| RESERVOIR CENTER FOR HEALTH & REHABILITATION | MIDDLESEX | 144 | 108 | 0 | 14 | 0 |
| REVOLUTION CHARLWELL | NORFOLK | 124 | 84 | 1-4 | 20 | 0 |
| REVOLUTION KIMWELL | BRISTOL | 124 | 149 | 0 | 16 | 0 |
| RIVER TERRACE REHABILITATION AND HEALTHCARE CTR | WORCESTER | 82 | 110 | 0 | 20 | 0 |
| RIVER VALLEY REST HOME | HAMPSHIRE | 25 | 15 | 0 | 0 | 0 |
| RIVERBEND OF SOUTH NATICK | MIDDLESEX | 55 | 20 | 0 | 1-4 | 0 |
| RIVERCREST LONG TERM CARE | MIDDLESEX | 42 | 30 | 0 | 12 | 0 |
| ROCKRIDGE AT LAUREL PARK | HAMPSHIRE | 61 | 1-4 | 0 | 0 | 0 |
| ROSEWOOD MANOR REST HOME | BARNSTABLE | 33 | 5 | 0 | 0 | 0 |
| ROYAL AT WAYLAND REHABILITATION AND NURSING CENTER | MIDDLESEX | 40 | 34 | 0 | 10 | 0 |
| ROYAL BRAINTREE NURSING AND REHABILITATION CENTER | NORFOLK | 204 | 175 | 0 | 24 | 0 |
| ROYAL CAPE COD NURSING & REHABILITATION CENTER | BARNSTABLE | 99 | 102 | 0 | 14 | 0 |
| ROYAL MEADOW VIEW CENTER | MIDDLESEX | 113 | 94 | 0 | 11 | 0 |
| ROYAL MEGANSETT NURSING & REHABILITATION | BARNSTABLE | 90 | 24 | 0 | 0 | 0 |
| ROYAL NORWELL NURSING & REHABILITATION CENTER LLC | PLYMOUTH | 86 | 56 | 0 | 15 | 0 |
| ROYAL NURSING CENTER | BARNSTABLE | 120 | 80 | 0 | 16 | 0 |
| ROYAL OF COTUIT | BARNSTABLE | 98 | 33 | 0 | 6 | 0 |
| ROYAL OF FAIRHAVEN NURSING CENTER | BRISTOL | 107 | 79 | 0 | 15 | 0 |
| ROYAL WOOD MILL CENTER | ESSEX | 94 | 59 | 0 | 13 | 0 |

*Staff and residents; **Cumulative COVID-19 deaths –includes residents only. ***Facility is closed. Data will continue to be included for completeness but will not change except for the result of data cleaning.+ Cases and deaths in the previous 14 days were identified from 5/9/2021 to 5/22/2021. For more data details on Long Term Care Facilities please see page 3.



Massachusetts Department of Public Health COVID-19 Dashboard - COVID Cases and Facility-Reported Deaths in Long Term Care Facilities (12/14)

Thursday, May 27, 2021
Cumulative data collected as of 5/24/2021

| Facility | County | Total licensed beds | Total Cases* | Cases in the Previous 14 Days+ | Total Deaths** | Deaths in the Previous 14 Days+ |
|---|------------|---------------------|--------------|--------------------------------|----------------|---------------------------------|
| SACHEM CENTER FOR HEALTH & REHABILITATION | PLYMOUTH | 111 | 88 | 0 | 12 | 0 |
| SACRED HEART NURSING HOME | BRISTOL | 217 | 138 | 0 | 22 | 0 |
| SALEM REHAB CENTER | ESSEX | 123 | 105 | 0 | 15 | 0 |
| SANCTA MARIA NURSING FACILITY | MIDDLESEX | 141 | 122 | 0 | 17 | 0 |
| SARAH BRAYTON NURSING CARE CTR | BRISTOL | 183 | 135 | 0 | 25 | 0 |
| SAUGUS REHAB AND NURSING | ESSEX | 80 | 63 | 0 | 1-4 | 0 |
| SAVOY NURSING & REHAB CTR | BRISTOL | 39 | 34 | 0 | 0 | 0 |
| SEA VIEW CONVALESCENT AND NURSING HOME | ESSEX | 62 | 33 | 0 | 1-4 | 0 |
| SEACOAST NURSING & REHABILITATION CENTER INC | ESSEX | 142 | 36 | 1-4 | 0 | 0 |
| SERENITY HILL NURSING CENTER | NORFOLK | 44 | 31 | 0 | 1-4 | 0 |
| SERENITY REST HOME LLC | PLYMOUTH | 24 | 12 | 0 | 1-4 | 0 |
| SETH MANN 2ND HME FOR AGED/INFI WOM | NORFOLK | 5 | 0 | 0 | 0 | 0 |
| SEVEN HILLS PEDIATRIC CENTER | MIDDLESEX | 83 | 42 | 1-4 | 0 | 0 |
| SHERRILL HOUSE | SUFFOLK | 196 | 189 | 1-4 | 30 | 0 |
| SHREWSBURY NURSING & REHABILITATION CENTER | WORCESTER | 99 | 75 | 0 | 21 | 0 |
| SIPPICAN HEALTHCARE CENTER | PLYMOUTH | 123 | 114 | 1-4 | 27 | 0 |
| SIXTEEN ACRES HEALTHCARE CENTER | HAMPDEN | 120 | 106 | 0 | 16 | 0 |
| SKILLED NURSING FACILITY AT NORTH HILL (THE) | NORFOLK | 72 | 66 | 0 | 9 | 0 |
| SOMERSET RIDGE CENTER | BRISTOL | 135 | 98 | 0 | 14 | 0 |
| SOPHIA SNOW HOUSE | SUFFOLK | 36 | 1-4 | 0 | 1-4 | 0 |
| SOUTH COVE MANOR NURSING & REHABILITATION CENTER | NORFOLK | 141 | 24 | 0 | 0 | 0 |
| SOUTH DENNIS HEALTHCARE | BARNSTABLE | 128 | 55 | 0 | 1-4 | 0 |
| SOUTHBRIDGE REHABILITATION & HEALTH CARE CENTER | WORCESTER | 144 | 95 | 0 | 17 | 0 |
| SOUTHEAST HEALTH CARE CENTER | BRISTOL | 171 | 189 | 0 | 20 | 0 |
| SOUTHPOINTE REHAB CENTER | BRISTOL | 152 | 154 | 0 | 24 | 0 |
| SOUTHSHORE HEALTH CARE CENTER | PLYMOUTH | 96 | 109 | 0 | 15 | 0 |
| SOUTHWOOD AT NORWELL NURSING CTR | PLYMOUTH | 142 | 34 | 0 | 19 | 0 |
| SPAULDING NURSING & THERAPY CENTER - BRIGHTON | SUFFOLK | 123 | 55 | 1-4 | 1-4 | 0 |
| SPRINGSIDE REHABILITATION AND SKILLED CARE CENTER | BERKSHIRE | 115 | 95 | 0 | 20 | 0 |
| ST CAMILLUS HEALTH CENTER | WORCESTER | 123 | 123 | 0 | 20 | 0 |
| ST FRANCIS REHABILITATION & NURSING CENTER | WORCESTER | 137 | 206 | 0 | 25 | 0 |
| ST JOSEPH MANOR HEALTH CARE INC | PLYMOUTH | 118 | 129 | 0 | 31 | 0 |
| ST JOSEPH REHAB & NURSING CARE CENTER | SUFFOLK | 123 | 134 | 0 | 27 | 0 |
| ST LUKE'S HOME | HAMPDEN | 89 | 56 | 0 | 1-4 | 0 |

*Staff and residents; **Cumulative COVID-19 deaths –includes residents only. ***Facility is closed. Data will continue to be included for completeness but will not change except for the result of data cleaning.+ Cases and deaths in the previous 14 days were identified from 5/9/2021 to 5/22/2021. For more data details on Long Term Care Facilities please see page 3.



Massachusetts Department of Public Health COVID-19 Dashboard - COVID Cases and Facility-Reported Deaths in Long Term Care Facilities (13/14)

Thursday, May 27, 2021
Cumulative data collected as of 5/24/2021

| Facility ▲ | County | Total licensed beds | Total Cases* | Cases in the Previous 14 Days+ | Total Deaths** | Deaths in the Previous 14 Days+ |
|---|------------|---------------------|--------------|--------------------------------|----------------|---------------------------------|
| ST MARY HEALTH CARE CENTER | WORCESTER | 172 | 126 | 0 | 28 | 0 |
| ST PATRICK'S MANOR | MIDDLESEX | 333 | 254 | 0 | 31 | 0 |
| STERLING VILLAGE | WORCESTER | 143 | 175 | 0 | 14 | 0 |
| STONE REHABILITATION AND SENIOR LIVING | MIDDLESEX | 82 | 91 | 0 | 14 | 0 |
| STONEHEDGE HEALTH CARE CENTER | SUFFOLK | 79 | 60 | 0 | 1-4 | 0 |
| SUDBURY PINES EXTENDED CARE | MIDDLESEX | 92 | 83 | 0 | 12 | 0 |
| SUNNY ACRES NURSING HOME | MIDDLESEX | 93 | 111 | 0 | 16 | 0 |
| SUTTON HILL CENTER | ESSEX | 142 | 118 | 0 | 13 | 0 |
| SWEET BROOK OF WILLIAMSTOWN REHABILITATION & N CTR*** | BERKSHIRE | 146 | 0 | 0 | 0 | 0 |
| TERRACES ORLEANS (THE) | BARNSTABLE | 50 | 7 | 0 | 0 | 0 |
| THE LELAND HOME*** | MIDDLESEX | 40 | 8 | 0 | 0 | 0 |
| THOMAS UPHAM HOUSE | NORFOLK | 42 | 7 | 0 | 0 | 0 |
| TIMBERLYN HEIGHTS NURSING AND REHABILITATION | BERKSHIRE | 71 | 40 | 0 | 1-4 | 0 |
| TIMOTHY DANIELS HOUSE | MIDDLESEX | 40 | 37 | 0 | 1-4 | 0 |
| TOWN AND COUNTRY HEALTH CARE CENTER | MIDDLESEX | 80 | 51 | 0 | 10 | 0 |
| TREMONT HEALTH CARE CENTER | PLYMOUTH | 104 | 94 | 0 | 9 | 0 |
| TWIN OAKS REHAB AND NURSING | ESSEX | 101 | 65 | 0 | 14 | 0 |
| VERO HEALTH & REHAB OF AMESBURY | ESSEX | 203 | 121 | 0 | 23 | 0 |
| VERO HEALTH & REHAB OF HAMPDEN | HAMPDEN | 100 | 108 | 12 | 22 | 1-4 |
| VERO HEALTH & REHAB OF REVERE | SUFFOLK | 119 | 63 | 0 | 5 | 0 |
| VERO HEALTH & REHAB OF SOUTH HADLEY | HAMPSHIRE | 132 | 120 | 0 | 23 | 0 |
| VERO HEALTH & REHAB OF WATERTOWN | MIDDLESEX | 163 | 117 | 0 | 1-4 | 0 |
| VERO HEALTH & REHAB OF WILBRAHAM | HAMPDEN | 135 | 124 | 0 | 15 | 0 |
| VERO HEALTH & REHAB OF WORCESTER | WORCESTER | 160 | 85 | 0 | 9 | 0 |
| VICTORIA HAVEN NURSING FACILITY | NORFOLK | 31 | 1-4 | 0 | 0 | 0 |
| VILLAGE REST HOME | BRISTOL | 14 | 6 | 0 | 1-4 | 0 |
| VILLAGE REST HOME | WORCESTER | 25 | 6 | 0 | 0 | 0 |
| VILLAGE REST HOME II OF BROCKTON | PLYMOUTH | 16 | 1-4 | 0 | 0 | 0 |
| VNA SENIOR LIVING - HIGHLAND AVENUE CAMPUS | MIDDLESEX | 84 | 41 | 0 | 6 | 0 |
| WACHUSETT MANOR | WORCESTER | 96 | 86 | 0 | 15 | 0 |
| WAKEFIELD CENTER | MIDDLESEX | 149 | 125 | 0 | 20 | 0 |
| WALPOLE HEALTHCARE | NORFOLK | 90 | 52 | 0 | 10 | 0 |
| WAREHAM HEALTHCARE | PLYMOUTH | 175 | 7 | 0 | 0 | 0 |
| WATERVIEW LODGE LLC | MIDDLESEX | 103 | 82 | 0 | 14 | 0 |

*Staff and residents; **Cumulative COVID-19 deaths –includes residents only. ***Facility is closed. Data will continue to be included for completeness but will not change except for the result of data cleaning.+ Cases and deaths in the previous 14 days were identified from 5/9/2021 to 5/22/2021. For more data details on Long Term Care Facilities please see page 3.



Massachusetts Department of Public Health COVID-19 Dashboard - COVID Cases and Facility-Reported Deaths in Long Term Care Facilities (14/14)

Thursday, May 27, 2021
Cumulative data collected as of 5/24/2021

| Facility ▲ | County | Total licensed beds | Total Cases* | Cases in the Previous 14 Days+ | Total Deaths** | Deaths in the Previous 14 Days+ |
|---|------------|---------------------|--------------|--------------------------------|----------------|---------------------------------|
| WEBSTER MANOR REHABILITATION & HEALTH CARE CENTER | WORCESTER | 135 | 124 | 0 | 9 | 0 |
| WEBSTER PARK REHABILITATION AND HEALTHCARE CENTER | PLYMOUTH | 110 | 93 | 0 | 16 | 0 |
| WEDGEMERE HEALTHCARE | BRISTOL | 94 | 58 | 0 | 1-4 | 0 |
| WEST NEWTON HEALTHCARE | MIDDLESEX | 123 | 68 | 0 | 12 | 0 |
| WEST ROXBURY HEALTH & REHABILITATION CENTER | SUFFOLK | 76 | 53 | 0 | 6 | 0 |
| WEST SIDE HOUSE LTC FACILITY | WORCESTER | 91 | 77 | 0 | 9 | 0 |
| WESTBOROUGH HEALTHCARE | WORCESTER | 117 | 89 | 0 | 22 | 0 |
| WESTFIELD CENTER | HAMPDEN | 98 | 17 | 0 | 0 | 0 |
| WESTFIELD GARDENS NURSING AND REHAB | HAMPDEN | 80 | 66 | 0 | 13 | 0 |
| WESTFORD HOUSE | MIDDLESEX | 123 | 64 | 0 | 9 | 0 |
| WESTVIEW REST HOME | PLYMOUTH | 20 | 1-4 | 0 | 0 | 0 |
| WHITTIER BRADFORD TRANSITIONAL CARE UNIT | ESSEX | 20 | 11 | 0 | 0 | 0 |
| WHITTIER WESTBOROUGH TRANSITIONAL CARE UNIT | WORCESTER | 19 | 7 | 0 | 0 | 0 |
| WILLIAMSTOWN COMMONS NURSING & REHAB | BERKSHIRE | 180 | 105 | 0 | 24 | 0 |
| WILLIMANSETT CENTER EAST | HAMPDEN | 85 | 47 | 0 | 6 | 0 |
| WILLIMANSETT CENTER WEST | HAMPDEN | 103 | 35 | 0 | 5 | 0 |
| WILLOW MANOR | MIDDLESEX | 90 | 72 | 0 | 1-4 | 0 |
| WILLOWBROOK MANOR REST HOME | NORFOLK | 36 | 1-4 | 0 | 0 | 0 |
| WILLOWS AT WORCESTER (THE) | WORCESTER | 28 | 1-4 | 0 | 0 | 0 |
| WILMINGTON REHAB CENTER | MIDDLESEX | 142 | 119 | 1-4 | 31 | 0 |
| WINCHESTER NURSING CENTER | MIDDLESEX | 121 | 36 | 0 | 1-4 | 0 |
| WINDEMERE NURSING & REHAB CTR ON MARTHAS VINEYARD | DUKES | 106 | 1-4 | 0 | 0 | 0 |
| WINDSOR NURSING & RETIREMENT HOME | BARNSTABLE | 118 | 48 | 0 | 1-4 | 0 |
| WINGATE AT CHESTNUT HILL | NORFOLK | 135 | 69 | 0 | 11 | 0 |
| WINGATE AT HARWICH | BARNSTABLE | 135 | 141 | 0 | 28 | 0 |
| WINGATE AT HAVERHILL | ESSEX | 146 | 101 | 0 | 15 | 0 |
| WINGATE AT NEEDHAM | NORFOLK | 142 | 133 | 1-4 | 6 | 0 |
| WINGATE AT NORTON*** | BRISTOL | 106 | 75 | 0 | 5 | 0 |
| WINGATE AT SILVER LAKE | PLYMOUTH | 164 | 105 | 0 | 18 | 0 |
| WINGATE AT WESTON*** | MIDDLESEX | 160 | 59 | 0 | 22 | 0 |
| WINTER HILL REST HOME | WORCESTER | 15 | 1-4 | 0 | 0 | 0 |
| WOBBURN NURSING CENTER | MIDDLESEX | 140 | 144 | 0 | 15 | 0 |
| WORCESTER REHABILITATION & HEALTH CARE CENTER | WORCESTER | 160 | 92 | 0 | 8 | 0 |

*Staff and residents; **Cumulative COVID-19 deaths –includes residents only. ***Facility is closed. Data will continue to be included for completeness but will not change except for the result of data cleaning.+ Cases and deaths in the previous 14 days were identified from 5/9/2021 to 5/22/2021. For more data details on Long Term Care Facilities please see page 3.



Long-Term Care Staff Surveillance Testing

- On June 30, 2020, the Commonwealth issued an evidence-based surveillance testing policy for long-term care facilities to further support the safe care of vulnerable residents in these settings. This [testing policy](#) has been updated to align with federal policy and as more is learned about COVID-19
- Nursing facilities and rest homes are required to comply with the surveillance testing regimen, and may be subject to financial sanctions for non-compliance**
- Nursing facilities and rest homes were required to perform baseline testing of at least 90% of staff by July 19, 2020
- Facilities are required to conduct surveillance testing weekly among staff who are not fully vaccinated against COVID-19
- This report includes information on the percentage of staff tested at each facility from the latest complete reporting period, and whether a facility was in compliance with state requirements
- The state is supporting surveillance testing costs for nursing facilities and rest homes

| | | |
|--------------------------------------|--|-----|
| Testing Results (Through 5/13/21) | Total facilities required to submit testing data | 423 |
| | In Compliance <i>(Total facilities attesting to achieving testing threshold)</i> | 368 |
| | Not in Compliance <i>(Total facilities not achieving testing threshold)</i> | 40 |
| | Not in Compliance Incomplete Reporting <i>(Total facilities that did not submit complete testing data)</i> | 15 |

Note: Beginning with the April 8, 2021 report, these pages will be updated every other week. The next update will be published on June 3, 2021.



Long Term Care Facility Staff Testing

| Facility Name | City/Town | Facility Type | Reporting Period | Percent of Staff Tested | Current Staff Testing Compliance |
|--|--------------|--------------------------------|------------------|-------------------------|----------------------------------|
| ABERJONA NURSING CENTER, INC. | WINCHESTER | Nursing Facility | 4/29 - 5/13 | 100% | In Compliance |
| ACADEMY MANOR | ANDOVER | Nursing Facility | 4/29 - 5/13 | 100% | In Compliance |
| ADVINIA CARE AT PROVINCETOWN | PROVINCETOWN | Nursing Facility | 4/29 - 5/13 | 100% | In Compliance |
| ADVOCATE HEALTHCARE OF EAST BOSTON | BOSTON | Nursing Facility | 4/29 - 5/13 | 38% | Not In Compliance |
| AGAWAM HEALTHCARE* | AGAWAM | Nursing Facility | 4/29 - 5/13 | N/A | N/A |
| ALDEN COURT NURSING CARE & REHAB CTR | FAIRHAVEN | Nursing Facility | 4/29 - 5/13 | 100% | In Compliance |
| ALLIANCE HEALTH AT ABBOTT | LYNN | Nursing Facility | 4/29 - 5/13 | 100% | In Compliance |
| ALLIANCE HEALTH AT BALDWINVILLE | TEMPLETON | Nursing Facility | 4/29 - 5/13 | 98% | In Compliance |
| ALLIANCE HEALTH AT BRAINTREE | BRAINTREE | Nursing Facility | 4/29 - 5/13 | 97% | In Compliance |
| ALLIANCE HEALTH AT DEVEREUX | MARBLEHEAD | Nursing Facility | 4/29 - 5/13 | 100% | In Compliance |
| ALLIANCE HEALTH AT MARIE ESTHER | MARLBOROUGH | Nursing Facility and Rest Home | 4/29 - 5/13 | 100% | In Compliance |
| ALLIANCE HEALTH AT MARINA BAY | QUINCY | Nursing Facility | 4/29 - 5/13 | 100% | In Compliance |
| ALLIANCE HEALTH AT ROSEWOOD | PEABODY | Nursing Facility | 4/29 - 5/13 | 98% | In Compliance |
| ALLIANCE HEALTH AT WEST ACRES | BROCKTON | Nursing Facility | 4/29 - 5/13 | 98% | In Compliance |
| ANN'S REST HOME | DORCHESTER | Rest Home | 4/29 - 5/13 | 100% | In Compliance |
| APPLE VALLEY CENTER | AYER | Nursing Facility | 4/29 - 5/13 | 89% | Not In Compliance |
| APPLEWOOD A HOME FOR ELDERS | ATHOL | Rest Home | 4/29 - 5/13 | 100% | In Compliance |
| ARMENIAN NURSING & REHAB. CTR. | BOSTON | Nursing Facility | 4/29 - 5/13 | 100% | In Compliance |
| ATTLEBORO HEALTHCARE | ATTLEBORO | Nursing Facility | 4/29 - 5/13 | 93% | In Compliance |
| BAKER KATZ SKILLED NURSING & REHAB CTR | HAVERHILL | Nursing Facility | 4/29 - 5/13 | 100% | In Compliance |
| BAYPATH AT DUXBURY NURSING & REHAB | DUXBURY | Nursing Facility | 4/29 - 5/13 | 99% | In Compliance |
| BAYPOINTE REHAB CENTER | BROCKTON | Nursing Facility | 4/29 - 5/13 | 41% | Not In Compliance |
| BEAR HILL HEALTHCARE AND REHABILITATION CENTER | STONEHAM | Nursing Facility | 4/29 - 5/13 | 100% | In Compliance |
| BEAR MOUNTAIN AT ANDOVER | ANDOVER | Nursing Facility | 4/29 - 5/13 | 100% | In Compliance |
| BEAR MOUNTAIN AT READING | READING | Nursing Facility | 4/29 - 5/13 | 90% | In Compliance |
| BEAR MOUNTAIN AT SUDBURY | SUDBURY | Nursing Facility | 4/29 - 5/13 | 100% | In Compliance |

Note: The figures presented in this publication were self-reported by nursing facilities and rest homes. Facilities were also required to submit a signed attestation form certifying compliance with [MassHealth Nursing Facility Bulletin 162](#) or [Administrative Bulletin 21-09](#). See these documents for more information on the period over which testing occurred and how staff counts were reported.

(*) Facility is closed. Data will continue to be included for completeness but will not change except for the result of data cleaning.



Long Term Care Facility Staff Testing

| Facility Name | City/Town | Facility Type | Reporting Period | Percent of Staff Tested | Current Staff Testing Compliance |
|--|------------------|--------------------------------|------------------|-------------------------|--|
| BEAR MOUNTAIN AT WEST SPRINGFIELD | WEST SPRINGFIELD | Nursing Facility | 4/29 - 5/13 | 80% | Not In Compliance |
| BEAR MOUNTAIN AT WORCESTER | WORCESTER | Nursing Facility | 4/29 - 5/13 | 100% | In Compliance |
| BEAUMONT AT UNIVERSITY CAMPUS | WORCESTER | Nursing Facility | 4/29 - 5/13 | 100% | In Compliance |
| BEAUMONT REHAB & SKD NATICK | NATICK | Nursing Facility | 4/29 - 5/13 | 100% | In Compliance |
| BEAUMONT REHAB & SKD NORTHBOROUGH | NORTHBOROUGH | Nursing Facility | 4/29 - 5/13 | 96% | In Compliance |
| BEAUMONT REHAB & SKD NORTHBRIDGE | NORTHBRIDGE | Nursing Facility | 4/29 - 5/13 | 91% | In Compliance |
| BEAUMONT REHAB & SKD WESTBOROUGH | WESTBOROUGH | Nursing Facility | 4/29 - 5/13 | 100% | In Compliance |
| BEAVEN KELLY HOME | HOLYOKE | Rest Home | 4/29 - 5/13 | 100% | In Compliance |
| BELMONT MANOR NURSING HOME | BELMONT | Nursing Facility | 4/29 - 5/13 | 100% | In Compliance |
| BELVIDERE HEALTHCARE CENTER | LOWELL | Nursing Facility | 4/29 - 5/13 | 67% | Not In Compliance |
| BENJAMIN HEALTHCARE CENTER | BOSTON | Nursing Facility | 4/29 - 5/13 | 0% | Not In Compliance - Incomplete Reporting |
| BERKELEY RETIREMENT HOME | LAWRENCE | Nursing Facility and Rest Home | 4/29 - 5/13 | 100% | In Compliance |
| BERKSHIRE REHABILITATION & SKILLED CARE CENTER | SANDISFIELD | Nursing Facility | 4/29 - 5/13 | 50% | Not In Compliance |
| BETHANY SKILLED NURSING FACILITY | FRAMINGHAM | Nursing Facility and Rest Home | 4/29 - 5/13 | 100% | In Compliance |
| BLAIRE HOUSE LTCF MILFORD | MILFORD | Nursing Facility | 4/29 - 5/13 | 96% | In Compliance |
| BLAIRE HOUSE LTCF TEWKSBURY | TEWKSBURY | Nursing Facility | 4/29 - 5/13 | 100% | In Compliance |
| BLAIRE HOUSE LTCF WORCESTER | WORCESTER | Nursing Facility | 4/29 - 5/13 | 100% | In Compliance |
| BLUE HILLS HEALTH & REHAB | STOUGHTON | Nursing Facility | 4/29 - 5/13 | 79% | Not In Compliance |
| BLUEBERRY HILL REHAB & HEALTHCARE CTR | BEVERLY | Nursing Facility | 4/29 - 5/13 | 100% | In Compliance |
| BOSTON HOME | BOSTON | Nursing Facility | 4/29 - 5/13 | 100% | In Compliance |
| BOSTONIAN NURSING CARE & REHABILITATION CTR, THE | BOSTON | Nursing Facility | 4/29 - 5/13 | 100% | In Compliance |
| BOURNE MANOR EXT CARE FACILITY | BOURNE | Nursing Facility | 4/29 - 5/13 | 100% | In Compliance |
| BRAINTREE MANOR HEALTHCARE | BRAINTREE | Nursing Facility | 4/29 - 5/13 | 96% | In Compliance |
| BRANDON WOODS OF DARTMOUTH | DARTMOUTH | Nursing Facility | 4/29 - 5/13 | 100% | In Compliance |
| BRANDON WOODS OF NEW BEDFORD | NEW BEDFORD | Nursing Facility | 4/29 - 5/13 | 100% | In Compliance |

Note: The figures presented in this publication were self-reported by nursing facilities and rest homes. Facilities were also required to submit a signed attestation form certifying compliance with [MassHealth Nursing Facility Bulletin 162](#) or [Administrative Bulletin 21-09](#). See these documents for more information on the period over which testing occurred and how staff counts were reported.

(*) Facility is closed. Data will continue to be included for completeness but will not change except for the result of data cleaning.



Long Term Care Facility Staff Testing

| Facility Name | City/Town | Facility Type | Reporting Period | Percent of Staff Tested | Current Staff Testing Compliance |
|---------------------------------------|--------------------|--------------------------------|------------------|-------------------------|--|
| BRENTWOOD REHAB & HEALTHCARE CTR | DANVERS | Nursing Facility | 4/29 - 5/13 | 100% | In Compliance |
| BRIARWOOD REHAB & HEALTHCARE CTR | NEEDHAM | Nursing Facility | 4/29 - 5/13 | 100% | In Compliance |
| BRIDGEWATER NURSING HOME | BRIDGEWATER | Nursing Facility | 4/29 - 5/13 | 100% | In Compliance |
| BRIGHAM HEALTH & REHAB CENTER LLC | NEWBURYPORT | Nursing Facility | 4/29 - 5/13 | 100% | In Compliance |
| BRIGHTON HOUSE REHAB & NURSING CTR | BOSTON | Nursing Facility | 4/29 - 5/13 | 98% | In Compliance |
| BROCKTON HEALTH CENTER | BROCKTON | Nursing Facility | 4/29 - 5/13 | 96% | In Compliance |
| BROOK HAVEN ASSISTED CARE, INC. | WEST BROOKFIELD | Rest Home | 4/29 - 5/13 | 100% | In Compliance |
| BROOKSIDE REHAB & HEALTHCARE CENTER | WEBSTER | Nursing Facility | 4/29 - 5/13 | 100% | In Compliance |
| BRUSH HILL CARE CENTER | MILTON | Nursing Facility | 4/29 - 5/13 | 100% | In Compliance |
| BUCKLEY-GREENFIELD HEALTHCARE CTR | GREENFIELD | Nursing Facility | 4/29 - 5/13 | 95% | In Compliance |
| BURGOYNE REST HOME | BOSTON | Rest Home | 4/29 - 5/13 | 100% | In Compliance |
| CALDWELL HOME - EXTENDED CARE | FITCHBURG | Rest Home | 4/29 - 5/13 | 0% | Not In Compliance - Incomplete Reporting |
| CAMBRIDGE REHAB & NURSING CTR | CAMBRIDGE | Nursing Facility | 4/29 - 5/13 | 67% | Not In Compliance |
| CAMPION HEALTH & WELLNESS, INC | WESTON | Nursing Facility and Rest Home | 4/29 - 5/13 | 100% | In Compliance |
| CAPE HERITAGE REHAB & HLTH CARE CTR | SANDWICH | Nursing Facility | 4/29 - 5/13 | 97% | In Compliance |
| CAPE REGENCY REHAB & HLTH CARE CTR | BARNSTABLE | Nursing Facility | 4/29 - 5/13 | 100% | In Compliance |
| CAPE WINDS REST HOME OF SANDWICH | SANDWICH | Rest Home | 4/29 - 5/13 | 100% | In Compliance |
| CAPE WINDS RH OF HYANNIS | BARNSTABLE | Rest Home | 4/29 - 5/13 | 100% | In Compliance |
| CARDIGAN NURSING & REHABILITATION CTR | SCITUATE | Nursing Facility | 4/29 - 5/13 | 100% | In Compliance |
| CARE ONE AT BROOKLINE | BROOKLINE | Nursing Facility | 4/29 - 5/13 | 98% | In Compliance |
| CARE ONE AT CONCORD | CONCORD | Nursing Facility | 4/29 - 5/13 | 100% | In Compliance |
| CARE ONE AT ESSEX PARK | BEVERLY | Nursing Facility | 4/29 - 5/13 | 94% | In Compliance |
| CARE ONE AT HOLYOKE | HOLYOKE | Nursing Facility | 4/29 - 5/13 | 100% | In Compliance |
| CARE ONE AT LEXINGTON | LEXINGTON | Nursing Facility | 4/29 - 5/13 | 100% | In Compliance |
| CARE ONE AT LOWELL | LOWELL | Nursing Facility | 4/29 - 5/13 | 100% | In Compliance |
| CARE ONE AT MILLBURY | MILLBURY | Nursing Facility | 4/29 - 5/13 | 100% | In Compliance |

Note: The figures presented in this publication were self-reported by nursing facilities and rest homes. Facilities were also required to submit a signed attestation form certifying compliance with [MassHealth Nursing Facility Bulletin 162](#) or [Administrative Bulletin 21-09](#). See these documents for more information on the period over which testing occurred and how staff counts were reported.

(*) Facility is closed. Data will continue to be included for completeness but will not change except for the result of data cleaning.



Long Term Care Facility Staff Testing

| Facility Name | City/Town | Facility Type | Reporting Period | Percent of Staff Tested | Current Staff Testing Compliance |
|---|-----------------|--------------------------------|------------------|-------------------------|--|
| CARE ONE AT NEW BEDFORD | NEW BEDFORD | Nursing Facility | 4/29 - 5/13 | 99% | In Compliance |
| CARE ONE AT NEWTON | NEWTON | Nursing Facility | 4/29 - 5/13 | 0% | Not In Compliance - Incomplete Reporting |
| CARE ONE AT NORTHAMPTON | NORTHAMPTON | Nursing Facility | 4/29 - 5/13 | 32% | Not In Compliance |
| CARE ONE AT PEABODY | PEABODY | Nursing Facility | 4/29 - 5/13 | 100% | In Compliance |
| CARE ONE AT RANDOLPH | RANDOLPH | Nursing Facility | 4/29 - 5/13 | 100% | In Compliance |
| CARE ONE AT REDSTONE | EAST LONGMEADOW | Nursing Facility | 4/29 - 5/13 | 100% | In Compliance |
| CARE ONE AT WEYMOUTH | WEYMOUTH | Nursing Facility | 4/29 - 5/13 | 0% | Not In Compliance - Incomplete Reporting |
| CARE ONE AT WILMINGTON | WILMINGTON | Nursing Facility | 4/29 - 5/13 | 100% | In Compliance |
| CARLETON-WILLARD VILLAGE RETIREMENT & NURSING CTR | BEDFORD | Nursing Facility and Rest Home | 4/29 - 5/13 | 93% | In Compliance |
| CARLYLE HOUSE | FRAMINGHAM | Nursing Facility | 4/29 - 5/13 | 100% | In Compliance |
| CARVALHO GROVE HEALTH AND REHABILITATION CENTER | FALL RIVER | Nursing Facility | 4/29 - 5/13 | 100% | In Compliance |
| CASA DE RAMANA REHABILITATION CENTER | FRAMINGHAM | Nursing Facility | 4/29 - 5/13 | 100% | In Compliance |
| CATHOLIC MEMORIAL HOME | FALL RIVER | Nursing Facility | 4/29 - 5/13 | 100% | In Compliance |
| CEDAR VIEW REHAB & HEALTHCARE CTR | METHUEN | Nursing Facility | 4/29 - 5/13 | 97% | In Compliance |
| CEDARWOOD GARDENS | FRANKLIN | Nursing Facility | 4/29 - 5/13 | 100% | In Compliance |
| CENTER FOR EXTENDED CARE AT AMHERST | AMHERST | Nursing Facility | 4/29 - 5/13 | 91% | In Compliance |
| CHAPIN CENTER | SPRINGFIELD | Nursing Facility | 4/29 - 5/13 | 100% | In Compliance |
| CHARLENE MANOR EXT. CARE FAC. | GREENFIELD | Nursing Facility | 4/29 - 5/13 | 100% | In Compliance |
| CHARLTON MANOR RH, INC. | CHARLTON | Rest Home | 4/29 - 5/13 | 100% | In Compliance |
| CHESTNUT HILL OF EAST LONGMEADOW | EAST LONGMEADOW | Nursing Facility | 4/29 - 5/13 | 100% | In Compliance |
| CHESTNUT WOODS REHAB & HEALTHCARE CTR | SAUGUS | Nursing Facility | 4/29 - 5/13 | 100% | In Compliance |
| CHETWYNDE HEALTHCARE | NEWTON | Nursing Facility | 4/29 - 5/13 | 100% | In Compliance |
| CHICOPEE REHABILITATION AND NURSING CENTER | CHICOPEE | Nursing Facility | 4/29 - 5/13 | 78% | Not In Compliance |
| CHILTON HOUSE REST HOME | PLYMOUTH | Rest Home | 4/29 - 5/13 | 100% | In Compliance |

Note: The figures presented in this publication were self-reported by nursing facilities and rest homes. Facilities were also required to submit a signed attestation form certifying compliance with [MassHealth Nursing Facility Bulletin 162](#) or [Administrative Bulletin 21-09](#). See these documents for more information on the period over which testing occurred and how staff counts were reported.

(*) Facility is closed. Data will continue to be included for completeness but will not change except for the result of data cleaning.



Long Term Care Facility Staff Testing

| Facility Name | City/Town | Facility Type | Reporting Period | Percent of Staff Tested | Current Staff Testing Compliance |
|---|---------------|------------------|------------------|-------------------------|--|
| CHRISTOPHER HOUSE OF WORCESTER | WORCESTER | Nursing Facility | 4/29 - 5/13 | 100% | In Compliance |
| CLIFTON REHABILITATIVE NURG. CTR | SOMERSET | Nursing Facility | 4/29 - 5/13 | 100% | In Compliance |
| COLEMAN HOUSE | NORTHBOROUGH | Nursing Facility | 4/29 - 5/13 | 100% | In Compliance |
| COLONY CENTER HEALTH & REHAB | ABINGTON | Nursing Facility | 4/29 - 5/13 | 100% | In Compliance |
| CONTINUING CARE II AT BROOKSBY VILLAGE | PEABODY | Nursing Facility | 4/29 - 5/13 | 100% | In Compliance |
| COPLEY AT STOUGHTON NURG. CARE CTR | STOUGHTON | Nursing Facility | 4/29 - 5/13 | 91% | In Compliance |
| COUNTRY CENTER FOR HEALTH & REHAB | NEWBURYPORT | Nursing Facility | 4/29 - 5/13 | 91% | In Compliance |
| COUNTRY GARDENS HEALTH & REHAB CENTER | SWANSEA | Nursing Facility | 4/29 - 5/13 | 100% | In Compliance |
| COUNTRYSIDE HEALTH CARE OF MILFORD | MILFORD | Nursing Facility | 4/29 - 5/13 | 96% | In Compliance |
| COURTYARD NURSING CARE CENTER | MEDFORD | Nursing Facility | 4/29 - 5/13 | 100% | In Compliance |
| CRANEVILLE PLACE AT DALTON | DALTON | Nursing Facility | 4/29 - 5/13 | 94% | In Compliance |
| CRESCENT MANOR REST HOME | GRAFTON | Rest Home | 4/29 - 5/13 | 100% | In Compliance |
| CUSHING MANOR COMM.SUPP.FAC.,INC. | BOSTON | Rest Home | 4/29 - 5/13 | 0% | Not In Compliance - Incomplete Reporting |
| DAGGETT-CRANDALL NEWCOMB HOME | NORTON | Rest Home | 4/29 - 5/13 | 95% | In Compliance |
| DALTON REST HOME | WORCESTER | Rest Home | 4/29 - 5/13 | 0% | Not In Compliance - Incomplete Reporting |
| DARTMOUTH MANOR REST HOME | DARTMOUTH | Rest Home | 4/29 - 5/13 | 100% | In Compliance |
| DAUGHTERS OF ST. PAUL RESIDENTIAL CARE FACILITY | JAMAICA PLAIN | Rest Home | 4/29 - 5/13 | 100% | In Compliance |
| DAVENPORT MEMORIAL HOME | MALDEN | Rest Home | 4/29 - 5/13 | 100% | In Compliance |
| DAY BROOK VILLAGE SENIOR LIVING | HOLYOKE | Nursing Facility | 4/29 - 5/13 | 92% | In Compliance |
| DEDHAM HEALTHCARE | DEDHAM | Nursing Facility | 4/29 - 5/13 | 95% | In Compliance |
| DEN-MAR HEALTH AND REHABILITATION CENTER | ROCKPORT | Nursing Facility | 4/29 - 5/13 | 100% | In Compliance |
| DEXTER HOUSE HEALTHCARE | MALDEN | Nursing Facility | 4/29 - 5/13 | 95% | In Compliance |
| DODGE PARK REST HOME | WORCESTER | Rest Home | 4/29 - 5/13 | 100% | In Compliance |
| DONNA KAY REST HOME | WORCESTER | Rest Home | 4/29 - 5/13 | 100% | In Compliance |
| DWYER HOME | WEYMOUTH | Nursing Facility | 4/29 - 5/13 | 100% | In Compliance |
| D'YOUVILLE SENIOR CARE | LOWELL | Nursing Facility | 4/29 - 5/13 | 97% | In Compliance |

Note: The figures presented in this publication were self-reported by nursing facilities and rest homes. Facilities were also required to submit a signed attestation form certifying compliance with [MassHealth Nursing Facility Bulletin 162](#) or [Administrative Bulletin 21-09](#). See these documents for more information on the period over which testing occurred and how staff counts were reported.

(*) Facility is closed. Data will continue to be included for completeness but will not change except for the result of data cleaning.



Long Term Care Facility Staff Testing

| Facility Name | City/Town | Facility Type | Reporting Period | Percent of Staff Tested | Current Staff Testing Compliance |
|--|------------------|------------------|------------------|-------------------------|----------------------------------|
| EAST LONGMEADOW SKILLED NURSING CENTER | EAST LONGMEADOW | Nursing Facility | 4/29 - 5/13 | 100% | In Compliance |
| EASTPOINTE REHAB CENTER | CHELSEA | Nursing Facility | 4/29 - 5/13 | 38% | Not In Compliance |
| ELAINE CENTER AT HADLEY | HADLEY | Nursing Facility | 4/29 - 5/13 | 95% | In Compliance |
| ELIOT CENTER FOR HEALTH & REHABILITATION | NATICK | Nursing Facility | 4/29 - 5/13 | 100% | In Compliance |
| ELIZABETH CATHERINE REST HOME | WEYMOUTH | Rest Home | 4/29 - 5/13 | 100% | In Compliance |
| ELIZABETH SETON | WELLESLEY | Nursing Facility | 4/29 - 5/13 | 100% | In Compliance |
| ELLEN RICE REST HOME | SPRINGFIELD | Rest Home | 4/29 - 5/13 | 100% | In Compliance |
| ELLIS NURSING HOME (THE) | NORWOOD | Nursing Facility | 4/29 - 5/13 | 100% | In Compliance |
| FAIRHAVEN HEALTHCARE CENTER | LOWELL | Nursing Facility | 4/29 - 5/13 | 100% | In Compliance |
| FAIRMOUNT REST HOME | HYDE PARK | Rest Home | 4/29 - 5/13 | 100% | In Compliance |
| FAIRVIEW COMMONS NURSING & REHABILITATION CENTER | GREAT BARRINGTON | Nursing Facility | 4/29 - 5/13 | 94% | In Compliance |
| FALL RIVER HEALTHCARE | FALL RIVER | Nursing Facility | 4/29 - 5/13 | 96% | In Compliance |
| FALL RIVER JEWISH HOME, INC | FALL RIVER | Nursing Facility | 4/29 - 5/13 | 97% | In Compliance |
| FARREN CARE CENTER* | MONTAGUE | Nursing Facility | 4/29 - 5/13 | N/A | N/A |
| FITCH HOME, INC. (THE) | MELROSE | Rest Home | 4/29 - 5/13 | 100% | In Compliance |
| FITCHBURG HEALTHCARE | FITCHBURG | Nursing Facility | 4/29 - 5/13 | 97% | In Compliance |
| FITCHBURG REHABILITATION AND NURSING CENTER | FITCHBURG | Nursing Facility | 4/29 - 5/13 | 100% | In Compliance |
| FOREMOST AT SHARON | SHARON | Nursing Facility | 4/29 - 5/13 | 100% | In Compliance |
| FULLER HOUSE OF STONEHAM REST HOME | STONEHAM | Rest Home | 4/29 - 5/13 | 100% | In Compliance |
| GARDEN PLACE HEALTHCARE | ATTLEBORO | Nursing Facility | 4/29 - 5/13 | 98% | In Compliance |
| GARDNER REHABILITATION AND NURSING CENTER | GARDNER | Nursing Facility | 4/29 - 5/13 | 100% | In Compliance |
| GERMAN CENTER FOR EXTENDED CARE | BOSTON | Nursing Facility | 4/29 - 5/13 | 94% | In Compliance |
| GLEN RIDGE NURSING CARE CENTER | MEDFORD | Nursing Facility | 4/29 - 5/13 | 100% | In Compliance |
| GLOUCESTER HEALTHCARE | GLOUCESTER | Nursing Facility | 4/29 - 5/13 | 100% | In Compliance |
| GOVERNORS CENTER | WESTFIELD | Nursing Facility | 4/29 - 5/13 | 100% | In Compliance |
| GREENWOOD NURSING & REHABILITATION CENTER | WAKEFIELD | Nursing Facility | 4/29 - 5/13 | 100% | In Compliance |

Note: The figures presented in this publication were self-reported by nursing facilities and rest homes. Facilities were also required to submit a signed attestation form certifying compliance with [MassHealth Nursing Facility Bulletin 162](#) or [Administrative Bulletin 21-09](#). See these documents for more information on the period over which testing occurred and how staff counts were reported.

(*) Facility is closed. Data will continue to be included for completeness but will not change except for the result of data cleaning.



Long Term Care Facility Staff Testing

| Facility Name | City/Town | Facility Type | Reporting Period | Percent of Staff Tested | Current Staff Testing Compliance |
|--|---------------|--------------------------------|------------------|-------------------------|----------------------------------|
| GUARDIAN CENTER (THE) | BROCKTON | Nursing Facility | 4/29 - 5/13 | 96% | In Compliance |
| HALCYON HOUSE | METHUEN | Rest Home | 4/29 - 5/13 | 100% | In Compliance |
| HALE-BARNARD CORPORATION | BOSTON | Rest Home | 4/29 - 5/13 | 100% | In Compliance |
| HANCOCK PARK REHABILITATION AND NURSING CENTER | QUINCY | Nursing Facility | 4/29 - 5/13 | 93% | In Compliance |
| HANNAH B G SHAW HOME FOR THE AGED | MIDDLEBOROUGH | Nursing Facility and Rest Home | 4/29 - 5/13 | 100% | In Compliance |
| HANNAH DUSTON HEALTHCARE CENTER | HAVERHILL | Nursing Facility | 4/29 - 5/13 | 100% | In Compliance |
| HARBOR HOUSE NURSING & REHABILITATION CENTER | HINGHAM | Nursing Facility | 4/29 - 5/13 | 96% | In Compliance |
| HATHAWAY MANOR EXTENDED CARE | NEW BEDFORD | Nursing Facility | 4/29 - 5/13 | 96% | In Compliance |
| HATHORNE HILL | DANVERS | Nursing Facility | 4/29 - 5/13 | 100% | In Compliance |
| HAVENWOOD REST HOME | NEW BEDFORD | Rest Home | 4/29 - 5/13 | 100% | In Compliance |
| HEATHWOOD HEALTHCARE | NEWTON | Nursing Facility | 4/29 - 5/13 | 94% | In Compliance |
| HELLENIC NURSING & REHABILITATION CENTER | CANTON | Nursing Facility | 4/29 - 5/13 | 96% | In Compliance |
| HERITAGE HALL EAST | AGAWAM | Nursing Facility | 4/29 - 5/13 | 100% | In Compliance |
| HERITAGE HALL NORTH | AGAWAM | Nursing Facility | 4/29 - 5/13 | 96% | In Compliance |
| HERITAGE HALL SOUTH | AGAWAM | Nursing Facility | 4/29 - 5/13 | 76% | Not In Compliance |
| HERITAGE HALL WEST | AGAWAM | Nursing Facility | 4/29 - 5/13 | 100% | In Compliance |
| HERMITAGE HEALTHCARE (THE) | WORCESTER | Nursing Facility | 4/29 - 5/13 | 96% | In Compliance |
| HIGHLANDS, THE | FITCHBURG | Nursing Facility | 4/29 - 5/13 | 100% | In Compliance |
| HIGHVIEW OF NORTHAMPTON | NORTHAMPTON | Nursing Facility | 4/29 - 5/13 | 55% | Not In Compliance |
| HILLCREST COMMONS NURSING & REHABILITATION CENTER | PITTSFIELD | Nursing Facility | 4/29 - 5/13 | 100% | In Compliance |
| HILLSIDE REST HOME | AMESBURY | Rest Home | 4/29 - 5/13 | 0% | Not In Compliance |
| HOLDEN REHABILITATION & NURSING CENTER | HOLDEN | Nursing Facility | 4/29 - 5/13 | 100% | In Compliance |
| HOLY TRINITY EASTERN ORTHODOX N & R CENTER | WORCESTER | Nursing Facility | 4/29 - 5/13 | 98% | In Compliance |
| HOLYOKE HEALTHCARE CENTER | HOLYOKE | Nursing Facility | 4/29 - 5/13 | 95% | In Compliance |
| HOME FOR AGED WOMEN-BROOKHOUSE | SALEM | Rest Home | 4/29 - 5/13 | 100% | In Compliance |
| HOMESTEAD HALL | WORCESTER | Rest Home | 4/29 - 5/13 | 100% | In Compliance |

Note: The figures presented in this publication were self-reported by nursing facilities and rest homes. Facilities were also required to submit a signed attestation form certifying compliance with [MassHealth Nursing Facility Bulletin 162](#) or [Administrative Bulletin 21-09](#). See these documents for more information on the period over which testing occurred and how staff counts were reported.

(*) Facility is closed. Data will continue to be included for completeness but will not change except for the result of data cleaning.



Long Term Care Facility Staff Testing

| Facility Name | City/Town | Facility Type | Reporting Period | Percent of Staff Tested | Current Staff Testing Compliance |
|---|-------------|--------------------------------|------------------|-------------------------|----------------------------------|
| HUNT NURSING & REHAB CENTER | DANVERS | Nursing Facility | 4/29 - 5/13 | 100% | In Compliance |
| IVY HILL COURT, INC | HAVERHILL | Rest Home | 4/29 - 5/13 | 100% | In Compliance |
| JEFFREY & SUSAN BRUDNICK CENTER FOR LIVING | PEABODY | Nursing Facility | 4/29 - 5/13 | 100% | In Compliance |
| JESMOND NURSING HOME | NAHANT | Nursing Facility | 4/29 - 5/13 | 100% | In Compliance |
| JEWISH HEALTHCARE CENTER | WORCESTER | Nursing Facility | 4/29 - 5/13 | 7% | Not In Compliance |
| JML CARE CENTER INC | FALMOUTH | Nursing Facility | 4/29 - 5/13 | 100% | In Compliance |
| JOHN ADAMS HEALTHCARE CENTER | QUINCY | Nursing Facility | 4/29 - 5/13 | 30% | Not In Compliance |
| JOHN SCOTT HOUSE NURSING & REHABILITATION CENTER | BRAINTREE | Nursing Facility | 4/29 - 5/13 | 91% | In Compliance |
| JULIAN J LEVITT FAMILY NURSING HOME | LONGMEADOW | Nursing Facility | 4/29 - 5/13 | 100% | In Compliance |
| KATZMAN FAMILY CENTER FOR LIVING | CHELSEA | Nursing Facility | 4/29 - 5/13 | 100% | In Compliance |
| KEYSTONE CENTER | LEOMINSTER | Nursing Facility | 4/29 - 5/13 | 100% | In Compliance |
| KIMBALL FARMS NURSING CARE CENTER | LENOX | Nursing Facility | 4/29 - 5/13 | 100% | In Compliance |
| KNOLLWOOD NURSING CENTER | WORCESTER | Nursing Facility | 4/29 - 5/13 | 100% | In Compliance |
| LABELLE'S REST HOME | SHELBURNE | Rest Home | 4/29 - 5/13 | 100% | In Compliance |
| LAFAYETTE REHABILITATION & SKILLED NURSING FACILITY | MARBLEHEAD | Nursing Facility | 4/29 - 5/13 | 100% | In Compliance |
| LAKEVIEW HOUSE SKLDNRSG AND RESIDENTIAL CARE FAC | HAVERHILL | Nursing Facility and Rest Home | 4/29 - 5/13 | 100% | In Compliance |
| LANESSA EXTENDED CARE | WEBSTER | Nursing Facility | 4/29 - 5/13 | 100% | In Compliance |
| LATHROP HOME | NORTHAMPTON | Rest Home | 4/29 - 5/13 | 100% | In Compliance |
| LAUREL RIDGE REHAB AND SKILLED CARE CENTER | BOSTON | Nursing Facility | 4/29 - 5/13 | 97% | In Compliance |
| LEDGEWOOD REHABILITATION & SKILLED NURSING CENTER | BEVERLY | Nursing Facility | 4/29 - 5/13 | 100% | In Compliance |
| LEE HEALTHCARE | LEE | Nursing Facility | 4/29 - 5/13 | 100% | In Compliance |
| LELAND HOME* | WALTHAM | Rest Home | 4/29 - 5/13 | N/A | N/A |
| LEONARD FLORENCE CENTER FOR LIVING | CHELSEA | Nursing Facility | 4/29 - 5/13 | 93% | In Compliance |
| LIBERTY COMMONS | CHATHAM | Nursing Facility | 4/29 - 5/13 | 100% | In Compliance |
| LIFE CARE CENTER OF ACTON | ACTON | Nursing Facility | 4/29 - 5/13 | 100% | In Compliance |
| LIFE CARE CENTER OF ATTLEBORO | ATTLEBORO | Nursing Facility | 4/29 - 5/13 | 100% | In Compliance |

Note: The figures presented in this publication were self-reported by nursing facilities and rest homes. Facilities were also required to submit a signed attestation form certifying compliance with [MassHealth Nursing Facility Bulletin 162](#) or [Administrative Bulletin 21-09](#). See these documents for more information on the period over which testing occurred and how staff counts were reported.

(*) Facility is closed. Data will continue to be included for completeness but will not change except for the result of data cleaning.



Long Term Care Facility Staff Testing

| Facility Name | City/Town | Facility Type | Reporting Period | Percent of Staff Tested | Current Staff Testing Compliance |
|---|------------------|--------------------------------|------------------|-------------------------|----------------------------------|
| LIFE CARE CENTER OF AUBURN | AUBURN | Nursing Facility | 4/29 - 5/13 | 100% | In Compliance |
| LIFE CARE CENTER OF LEOMINSTER | LEOMINSTER | Nursing Facility | 4/29 - 5/13 | 100% | In Compliance |
| LIFE CARE CENTER OF MERRIMACK VALLEY | BILLERICA | Nursing Facility | 4/29 - 5/13 | 100% | In Compliance |
| LIFE CARE CENTER OF NASHOBA VALLEY | LITTLETON | Nursing Facility | 4/29 - 5/13 | 100% | In Compliance |
| LIFE CARE CENTER OF PLYMOUTH | PLYMOUTH | Nursing Facility | 4/29 - 5/13 | 100% | In Compliance |
| LIFE CARE CENTER OF RAYNHAM | RAYNHAM | Nursing Facility | 4/29 - 5/13 | 95% | In Compliance |
| LIFE CARE CENTER OF STONEHAM | STONEHAM | Nursing Facility | 4/29 - 5/13 | 27% | Not In Compliance |
| LIFE CARE CENTER OF THE NORTH SHORE | LYNN | Nursing Facility | 4/29 - 5/13 | 95% | In Compliance |
| LIFE CARE CENTER OF THE SOUTH SHORE | SCITUATE | Nursing Facility | 4/29 - 5/13 | 100% | In Compliance |
| LIFE CARE CENTER OF WEST BRIDGEWATER | WEST BRIDGEWATER | Nursing Facility | 4/29 - 5/13 | 99% | In Compliance |
| LIFE CARE CENTER OF WILBRAHAM | WILBRAHAM | Nursing Facility | 4/29 - 5/13 | 100% | In Compliance |
| LIGHTHOUSE NURSING CARE CENTER | REVERE | Nursing Facility | 4/29 - 5/13 | 100% | In Compliance |
| LINCOLN HILL MANOR | SPENCER | Rest Home | 4/29 - 5/13 | 100% | In Compliance |
| LINDA MANOR EXTENDED CARE FACILITY | NORTHAMPTON | Nursing Facility | 4/29 - 5/13 | 100% | In Compliance |
| LINDEN PONDS | HINGHAM | Nursing Facility and Rest Home | 4/29 - 5/13 | 100% | In Compliance |
| LONGMEADOW OF TAUNTON | TAUNTON | Nursing Facility | 4/29 - 5/13 | 100% | In Compliance |
| LOOMIS LAKESIDE AT REEDS LANDING | SPRINGFIELD | Nursing Facility | 4/29 - 5/13 | 97% | In Compliance |
| LUTHERAN REHABILITATION & SKILLED CARE CENTER | WORCESTER | Nursing Facility and Rest Home | 4/29 - 5/13 | 98% | In Compliance |
| LYDIA TAFT HOUSE | UXBRIDGE | Nursing Facility | 4/29 - 5/13 | 92% | In Compliance |
| LYNN HOME FOR ELDERLY PERSONS | LYNN | Rest Home | 4/29 - 5/13 | 100% | In Compliance |
| LYNN SHORE REST HOME | LYNN | Rest Home | 4/29 - 5/13 | 20% | Not In Compliance |
| M I NURSING & RESTORATIVE CENTER | LAWRENCE | Nursing Facility | 4/29 - 5/13 | 100% | In Compliance |
| MADONNA MANOR NURSING HOME | NORTH ATTLEBORO | Nursing Facility | 4/29 - 5/13 | 100% | In Compliance |
| MAPLES REHABILITATION & NURSING CENTER | WRENTHAM | Nursing Facility | 4/29 - 5/13 | 92% | In Compliance |

Note: The figures presented in this publication were self-reported by nursing facilities and rest homes. Facilities were also required to submit a signed attestation form certifying compliance with [MassHealth Nursing Facility Bulletin 162](#) or [Administrative Bulletin 21-09](#). See these documents for more information on the period over which testing occurred and how staff counts were reported.

(*) Facility is closed. Data will continue to be included for completeness but will not change except for the result of data cleaning.



Long Term Care Facility Staff Testing

| Facility Name | City/Town | Facility Type | Reporting Period | Percent of Staff Tested | Current Staff Testing Compliance |
|---|---------------|--------------------------------|------------------|-------------------------|--|
| MAPLEWOOD REHAB AND NURSING | AMESBURY | Nursing Facility | 4/29 - 5/13 | 0% | Not In Compliance - Incomplete Reporting |
| MARIAN MANOR | BOSTON | Nursing Facility and Rest Home | 4/29 - 5/13 | 100% | In Compliance |
| MARIAN MANOR OF TAUNTON | TAUNTON | Nursing Facility | 4/29 - 5/13 | 100% | In Compliance |
| MARILLAC RESIDENCE | WELLESLEY | Rest Home | 4/29 - 5/13 | 100% | In Compliance |
| MARISTHILL NURSING & REHABILITATION CENTER | WALTHAM | Nursing Facility | 4/29 - 5/13 | 100% | In Compliance |
| MARLBOROUGH HILLS REHABILITATION & HLTH CARE CTR | MARLBOROUGH | Nursing Facility | 4/29 - 5/13 | 57% | Not In Compliance |
| MARY ANN MORSE NURSING & REHABILITATION | NATICK | Nursing Facility | 4/29 - 5/13 | 89% | Not In Compliance |
| MARY'S MEADOW AT PROVIDENCE PLACE | HOLYOKE | Nursing Facility | 4/29 - 5/13 | 83% | Not In Compliance |
| MASCONOMET HEALTHCARE CENTER | TOPSFIELD | Nursing Facility | 4/29 - 5/13 | 93% | In Compliance |
| MATTAPAN HEALTH & REHABILITATION CENTER | BOSTON | Nursing Facility | 4/29 - 5/13 | 59% | Not In Compliance |
| MAYFLOWER PLACE NURSING & REHABILITATION CENTER | YARMOUTH | Nursing Facility | 4/29 - 5/13 | 100% | In Compliance |
| MEADOW GREEN NURSING AND REHABILITATION CENTER | WALTHAM | Nursing Facility | 4/29 - 5/13 | 93% | In Compliance |
| MEADOWS OF CENTRAL MASSACHUSETTS (THE) | LEICESTER | Nursing Facility | 4/29 - 5/13 | 100% | In Compliance |
| MEDFORD REHABILITATION AND NURSING CENTER | MEDFORD | Nursing Facility | 4/29 - 5/13 | 100% | In Compliance |
| MEDWAY COUNTRY MANOR SKILLED NURSING & REHABILITATION | MEDWAY | Nursing Facility | 4/29 - 5/13 | 100% | In Compliance |
| MELROSE HEALTHCARE | MELROSE | Nursing Facility | 4/29 - 5/13 | 95% | In Compliance |
| MERRIMACK VALLEY HEALTH CENTER | AMESBURY | Nursing Facility | 4/29 - 5/13 | 98% | In Compliance |
| MILFORD CENTER | MILFORD | Nursing Facility | 4/29 - 5/13 | 81% | Not In Compliance |
| MILL POND REST HOME | ASHLAND | Rest Home | 4/29 - 5/13 | 100% | In Compliance |
| MONT MARIE REHABILITATION & HEALTHCARE CENTER | HOLYOKE | Nursing Facility | 4/29 - 5/13 | 100% | In Compliance |
| MOUNT CARMEL CARE CENTER | LENOX | Nursing Facility | 4/29 - 5/13 | 100% | In Compliance |
| MOUNT IDA REST HOME | NEWTON | Rest Home | 4/29 - 5/13 | 100% | In Compliance |
| MOUNT SAINT VINCENT CARE CENTER | HOLYOKE | Nursing Facility | 4/29 - 5/13 | 100% | In Compliance |
| MT GREYLOCK EXTENDED CARE FACILITY | PITTSFIELD | Nursing Facility | 4/29 - 5/13 | 100% | In Compliance |
| MT. PLEASANT HOME | BOSTON | Rest Home | 4/29 - 5/13 | 100% | In Compliance |
| NEMASKET HEALTHCARE CENTER | MIDDLEBOROUGH | Nursing Facility | 4/29 - 5/13 | 91% | In Compliance |

Note: The figures presented in this publication were self-reported by nursing facilities and rest homes. Facilities were also required to submit a signed attestation form certifying compliance with [MassHealth Nursing Facility Bulletin 162](#) or [Administrative Bulletin 21-09](#). See these documents for more information on the period over which testing occurred and how staff counts were reported.

(*) Facility is closed. Data will continue to be included for completeness but will not change except for the result of data cleaning.



Long Term Care Facility Staff Testing

| Facility Name | City/Town | Facility Type | Reporting Period | Percent of Staff Tested | Current Staff Testing Compliance |
|---|---------------|--------------------------------|------------------|-------------------------|--|
| NEVILLE CENTER AT FRESH POND FOR NURSING & REHAB | CAMBRIDGE | Nursing Facility | 4/29 - 5/13 | 100% | In Compliance |
| NEVINS NURSING & REHABILITATION CENTER | METHUEN | Nursing Facility | 4/29 - 5/13 | 100% | In Compliance |
| NEW BEDFORD JEWISH CONVALESCENT HOME, INC | NEW BEDFORD | Nursing Facility | 4/29 - 5/13 | 100% | In Compliance |
| NEW ENGLAND HOMES FOR THE DEAF, INC | DANVERS | Nursing Facility and Rest Home | 4/29 - 5/13 | 95% | In Compliance |
| NEW ENGLAND PEDIATRIC CARE | BILLERICA | Nursing Facility | 4/29 - 5/13 | 97% | In Compliance |
| NEW ENGLAND SINAI TCU | Stoughton | Nursing Facility | 4/29 - 5/13 | 0% | Not In Compliance - Incomplete Reporting |
| NEWBURYPORT SOCIETY - OF AGED MEN | NEWBURYPORT | Rest Home | 4/29 - 5/13 | 0% | Not In Compliance - Incomplete Reporting |
| NEWTON WELLESLEY CENTER FOR ALZHEIMER'S CARE | WELLESLEY | Nursing Facility | 4/29 - 5/13 | 100% | In Compliance |
| NORTH ADAMS COMMONS NURSING & REHABILITATION CENTER | NORTH ADAMS | Nursing Facility | 4/29 - 5/13 | 100% | In Compliance |
| NORTH END REHABILITATION AND HEALTHCARE CENTER | BOSTON | Nursing Facility | 4/29 - 5/13 | 100% | In Compliance |
| NORTHWOOD REHABILITATION & HEALTHCARE CENTER | LOWELL | Nursing Facility | 4/29 - 5/13 | 100% | In Compliance |
| NORWOOD HEALTHCARE | NORWOOD | Nursing Facility | 4/29 - 5/13 | 91% | In Compliance |
| NOTRE DAME LONG TERM CARE CENTER | WORCESTER | Nursing Facility | 4/29 - 5/13 | 91% | In Compliance |
| OAK KNOLL HEALTHCARE CENTER | FRAMINGHAM | Nursing Facility | 4/29 - 5/13 | 100% | In Compliance |
| OAKDALE REHABILITATION & SKILLED NURSING CENTER | WEST BOYLSTON | Nursing Facility | 4/29 - 5/13 | 91% | In Compliance |
| OAKHILL HEALTHCARE | MIDDLEBOROUGH | Nursing Facility | 4/29 - 5/13 | 95% | In Compliance |
| OAKS, THE | NEW BEDFORD | Nursing Facility | 4/29 - 5/13 | 100% | In Compliance |
| OASIS AT DODGE PARK | WORCESTER | Rest Home | 4/29 - 5/13 | 100% | In Compliance |
| ODD FELLOWS HOME OF MASSACHUSETTS | WORCESTER | Nursing Facility | 4/29 - 5/13 | 100% | In Compliance |
| OOSTERMAN'S MELROSE REST HOME, INC | MELROSE | Rest Home | 4/29 - 5/13 | 100% | In Compliance |
| OUR ISLAND HOME | NANTUCKET | Nursing Facility | 4/29 - 5/13 | 100% | In Compliance |
| OUR LADYS HAVEN OF FAIRHAVEN INC | FAIRHAVEN | Nursing Facility | 4/29 - 5/13 | 100% | In Compliance |
| OVERLOOK MASONIC HEALTH CENTER | CHARLTON | Nursing Facility and Rest Home | 4/29 - 5/13 | 90% | In Compliance |
| OXFORD REHABILITATION & HEALTH CARE CENTER, THE | HAVERHILL | Nursing Facility | 4/29 - 5/13 | 0% | Not In Compliance |

Note: The figures presented in this publication were self-reported by nursing facilities and rest homes. Facilities were also required to submit a signed attestation form certifying compliance with [MassHealth Nursing Facility Bulletin 162](#) or [Administrative Bulletin 21-09](#). See these documents for more information on the period over which testing occurred and how staff counts were reported.

(*) Facility is closed. Data will continue to be included for completeness but will not change except for the result of data cleaning.



Long Term Care Facility Staff Testing

| Facility Name | City/Town | Facility Type | Reporting Period | Percent of Staff Tested | Current Staff Testing Compliance |
|---|---------------|--------------------------------|------------------|-------------------------|--|
| PALM SKILLED NRSING CR & CTR FOR REHAB EXCELLENCE | CHELMSFORD | Nursing Facility | 4/29 - 5/13 | 100% | In Compliance |
| PALMER HEALTHCARE CENTER | PALMER | Nursing Facility | 4/29 - 5/13 | 98% | In Compliance |
| PARK AVENUE HEALTH CENTER | ARLINGTON | Nursing Facility | 4/29 - 5/13 | 100% | In Compliance |
| PARK PLACE REHABILITATION & SKILLED CARE CENTER | BOSTON | Nursing Facility | 4/29 - 5/13 | 100% | In Compliance |
| PARKWAY HEALTH AND REHABILITATION CENTER | BOSTON | Nursing Facility | 4/29 - 5/13 | 77% | Not In Compliance |
| PARSONS HILL REHABILITATION & HEALTH CARE CENTER | WORCESTER | Nursing Facility | 4/29 - 5/13 | 100% | In Compliance |
| PAVILION , THE | BARNSTABLE | Nursing Facility | 4/29 - 5/13 | 100% | In Compliance |
| PENACOOK PLACE, INC | HAVERHILL | Nursing Facility | 4/29 - 5/13 | 100% | In Compliance |
| PENNY LANE | FITCHBURG | Rest Home | 4/29 - 5/13 | 50% | Not In Compliance |
| PETTEE HOUSE | NEWTON | Rest Home | 4/29 - 5/13 | 100% | In Compliance |
| PHILLIPS MANOR NURSING HOME | LYNN | Nursing Facility | 4/29 - 5/13 | 60% | Not In Compliance |
| PILGRIM REHABILITATION & SKILLED NURSING CENTER | PEABODY | Nursing Facility | 4/29 - 5/13 | 96% | In Compliance |
| PINE KNOLL NURSING CENTER | LEXINGTON | Nursing Facility | 4/29 - 5/13 | 94% | In Compliance |
| PLEASANT ACRES REST HOME LLC | WORCESTER | Rest Home | 4/29 - 5/13 | 100% | In Compliance |
| PLEASANT BAY OF BREWSTER REHAB CENTER | BREWSTER | Nursing Facility | 4/29 - 5/13 | 100% | In Compliance |
| PLEASANT STREET REST HOME | ATTLEBORO | Rest Home | 4/29 - 5/13 | 100% | In Compliance |
| PLYMOUTH HARBORSIDE HEALTHCARE | PLYMOUTH | Nursing Facility | 4/29 - 5/13 | 96% | In Compliance |
| PLYMOUTH REHABILITATION & HEALTH CARE CENTER | PLYMOUTH | Nursing Facility | 4/29 - 5/13 | 100% | In Compliance |
| POET'S SEAT HEALTH CARE CENTER | GREENFIELD | Nursing Facility | 4/29 - 5/13 | 100% | In Compliance |
| POND HOME | WRENTHAM | Nursing Facility and Rest Home | 4/29 - 5/13 | 100% | In Compliance |
| POPE NURSING HOME | WEYMOUTH | Nursing Facility | 4/29 - 5/13 | 94% | In Compliance |
| PORT HEALTHCARE CENTER | NEWBURYPORT | Nursing Facility | 4/29 - 5/13 | 100% | In Compliance |
| PRESCOTT HOUSE | NORTH ANDOVER | Nursing Facility | 4/29 - 5/13 | 100% | In Compliance |
| PRESENTATION REHABAND SKILLED CARE CENTER | BOSTON | Nursing Facility | 4/29 - 5/13 | 100% | In Compliance |
| PROVIDENCE HOUSE | KINGSTON | Rest Home | 4/29 - 5/13 | 0% | Not In Compliance - Incomplete Reporting |
| QUABBIN VALLEY HEALTHCARE | ATHOL | Nursing Facility | 4/29 - 5/13 | 100% | In Compliance |

Note: The figures presented in this publication were self-reported by nursing facilities and rest homes. Facilities were also required to submit a signed attestation form certifying compliance with [MassHealth Nursing Facility Bulletin 162](#) or [Administrative Bulletin 21-09](#). See these documents for more information on the period over which testing occurred and how staff counts were reported.

(*) Facility is closed. Data will continue to be included for completeness but will not change except for the result of data cleaning.



Long Term Care Facility Staff Testing

| Facility Name | City/Town | Facility Type | Reporting Period | Percent of Staff Tested | Current Staff Testing Compliance |
|---|-----------------|--------------------------------|------------------|-------------------------|--|
| QUABOAG REHABILITATION & SKILLED CARE FACILITY | WEST BROOKFIELD | Nursing Facility | 4/29 - 5/13 | 100% | In Compliance |
| QUEEN ANNE NURSING HOME, INC | HINGHAM | Nursing Facility | 4/29 - 5/13 | 97% | In Compliance |
| QUINCY HEALTH AND REHABILITATION CENTER LLC | QUINCY | Nursing Facility | 4/29 - 5/13 | 100% | In Compliance |
| REHABILITATION & NURSING CENTER AT EVERETT (THE) | EVERETT | Nursing Facility | 4/29 - 5/13 | 91% | In Compliance |
| RESERVOIR CENTER FOR HEALTH & REHABILITATION, THE | MARLBOROUGH | Nursing Facility | 4/29 - 5/13 | 100% | In Compliance |
| REVOLUTION CHARLWELL | NORWOOD | Nursing Facility | 4/29 - 5/13 | 0% | Not In Compliance - Incomplete Reporting |
| REVOLUTION KIMWELL | FALL RIVER | Nursing Facility | 4/29 - 5/13 | 55% | Not In Compliance |
| RIVER TERRACE REHABILITATION AND HEALTHCARE CTR | LANCASTER | Nursing Facility | 4/29 - 5/13 | 95% | In Compliance |
| RIVER VALLEY REST HOME | NORTHAMPTON | Rest Home | 4/29 - 5/13 | 100% | In Compliance |
| RIVERBEND OF SOUTH NATICK | NATICK | Nursing Facility | 4/29 - 5/13 | 100% | In Compliance |
| RIVERCREST LONG TERM CARE | CONCORD | Nursing Facility and Rest Home | 4/29 - 5/13 | 100% | In Compliance |
| ROCKRIDGE/LAUREL PARK | NORTHAMPTON | Rest Home | 4/29 - 5/13 | 100% | In Compliance |
| ROSEWOOD MANOR REST HOME | HARWICH | Rest Home | 4/29 - 5/13 | 100% | In Compliance |
| ROYAL AT WAYLAND REHABILITATION & NURSING CENTER | WAYLAND | Nursing Facility | 4/29 - 5/13 | 100% | In Compliance |
| ROYAL BRAINTREE NURSING AND REHABILITATION CENTER | BRAINTREE | Nursing Facility | 4/29 - 5/13 | 100% | In Compliance |
| ROYAL CAPE COD NURSING & REHABILITATION CENTER | BOURNE | Nursing Facility | 4/29 - 5/13 | 92% | In Compliance |
| ROYAL MEADOW VIEW CENTER | NORTH READING | Nursing Facility | 4/29 - 5/13 | 97% | In Compliance |
| ROYAL MEGANSETT NURSING & REHABILITATION | FALMOUTH | Nursing Facility and Rest Home | 4/29 - 5/13 | 96% | In Compliance |
| ROYAL NORWELL NURSING & REHABILITATION CENTER LLC | NORWELL | Nursing Facility | 4/29 - 5/13 | 100% | In Compliance |
| ROYAL NURSING CENTER, LLC | FALMOUTH | Nursing Facility | 4/29 - 5/13 | 100% | In Compliance |
| ROYAL OF COTUIT | MASHPEE | Nursing Facility | 4/29 - 5/13 | 100% | In Compliance |

Note: The figures presented in this publication were self-reported by nursing facilities and rest homes. Facilities were also required to submit a signed attestation form certifying compliance with [MassHealth Nursing Facility Bulletin 162](#) or [Administrative Bulletin 21-09](#). See these documents for more information on the period over which testing occurred and how staff counts were reported.

(*) Facility is closed. Data will continue to be included for completeness but will not change except for the result of data cleaning.



Long Term Care Facility Staff Testing

| Facility Name | City/Town | Facility Type | Reporting Period | Percent of Staff Tested | Current Staff Testing Compliance |
|--|------------------|--------------------------------|------------------|-------------------------|--|
| ROYAL OF FAIRHAVEN NURSING CENTER | FAIRHAVEN | Nursing Facility and Rest Home | 4/29 - 5/13 | 97% | In Compliance |
| ROYAL WOOD MILL CENTER | LAWRENCE | Nursing Facility | 4/29 - 5/13 | 96% | In Compliance |
| SACHEM CENTER FOR HEALTH & REHABILITATION | EAST BRIDGEWATER | Nursing Facility | 4/29 - 5/13 | 100% | In Compliance |
| SACRED HEART NURSING HOME | NEW BEDFORD | Nursing Facility | 4/29 - 5/13 | 96% | In Compliance |
| SAINT LUKE'S HOME | SPRINGFIELD | Rest Home | 4/29 - 5/13 | 100% | In Compliance |
| SALEM REHAB CENTER | SALEM | Nursing Facility | 4/29 - 5/13 | 100% | In Compliance |
| SANCTA MARIA NURSING FACILITY | CAMBRIDGE | Nursing Facility | 4/29 - 5/13 | 100% | In Compliance |
| SARAH BRAYTON NURSING CARE CTR | FALL RIVER | Nursing Facility | 4/29 - 5/13 | 100% | In Compliance |
| SAUGUS REHAB AND NURSING | SAUGUS | Nursing Facility | 4/29 - 5/13 | 96% | In Compliance |
| SAVOY NURSING & REHAB CTR | NEW BEDFORD | Nursing Facility | 4/29 - 5/13 | 95% | In Compliance |
| SEA VIEW CONVALESCENT AND NURSING HOME | ROWLEY | Nursing Facility | 4/29 - 5/13 | 90% | In Compliance |
| SEACOAST NURSING & REHABILITATION CENTER INC | GLOUCESTER | Nursing Facility | 4/29 - 5/13 | 100% | In Compliance |
| SERENITY HILL NURSING CENTER | WRENTHAM | Nursing Facility | 4/29 - 5/13 | 28% | Not In Compliance |
| SERENITY REST HOME, LLC | MIDDLEBOROUGH | Rest Home | 4/29 - 5/13 | 100% | In Compliance |
| SETH MANN 2ND HME FOR AGED/INFI WOM | RANDOLPH | Rest Home | 4/29 - 5/13 | 100% | In Compliance |
| SEVEN HILLS PEDIATRIC CENTER | GROTON | Nursing Facility | 4/29 - 5/13 | 100% | In Compliance |
| SHERRILL HOUSE | BOSTON | Nursing Facility | 4/29 - 5/13 | 100% | In Compliance |
| SHREWSBURY NURSING & REHABILITATION CENTER | SHREWSBURY | Nursing Facility | 4/29 - 5/13 | 0% | Not In Compliance - Incomplete Reporting |
| SIPPICAN HEALTHCARE CENTER | MARION | Nursing Facility | 4/29 - 5/13 | 100% | In Compliance |
| SIXTEEN ACRES HEALTHCARE CENTER | SPRINGFIELD | Nursing Facility | 4/29 - 5/13 | 100% | In Compliance |
| SKILLED NURSING FACILITY AT NORTH HILL (THE) | NEEDHAM | Nursing Facility | 4/29 - 5/13 | 100% | In Compliance |
| SOMERSET RIDGE CENTER | SOMERSET | Nursing Facility | 4/29 - 5/13 | 100% | In Compliance |
| SOPHIA SNOW HOUSE, INC. | BOSTON | Rest Home | 4/29 - 5/13 | 100% | In Compliance |
| SOUTH COVE MANOR NURSING & REHABILITATION CENTER | QUINCY | Nursing Facility | 4/29 - 5/13 | 100% | In Compliance |
| SOUTH DENNIS HEALTHCARE | DENNIS | Nursing Facility | 4/29 - 5/13 | 91% | In Compliance |

Note: The figures presented in this publication were self-reported by nursing facilities and rest homes. Facilities were also required to submit a signed attestation form certifying compliance with [MassHealth Nursing Facility Bulletin 162](#) or [Administrative Bulletin 21-09](#). See these documents for more information on the period over which testing occurred and how staff counts were reported.

(*) Facility is closed. Data will continue to be included for completeness but will not change except for the result of data cleaning.



Long Term Care Facility Staff Testing

| Facility Name | City/Town | Facility Type | Reporting Period | Percent of Staff Tested | Current Staff Testing Compliance |
|--|------------------|------------------|------------------|-------------------------|----------------------------------|
| SOUTHBRIDGE REHABILITATION & HEALTH CARE CENTER | SOUTHBRIDGE | Nursing Facility | 4/29 - 5/13 | 21% | Not In Compliance |
| SOUTHEAST HEALTH CARE CENTER | EASTON | Nursing Facility | 4/29 - 5/13 | 100% | In Compliance |
| SOUTHPOINTE REHAB CENTER | FALL RIVER | Nursing Facility | 4/29 - 5/13 | 100% | In Compliance |
| SOUTHSHORE HEALTH CARE CENTER | ROCKLAND | Nursing Facility | 4/29 - 5/13 | 46% | Not In Compliance |
| SOUTHWOOD AT NORWELL NURSING CTR | NORWELL | Nursing Facility | 4/29 - 5/13 | 92% | In Compliance |
| SPAULDING NURSING & THERAPY CENTER - BRIGHTON | BOSTON | Nursing Facility | 4/29 - 5/13 | 97% | In Compliance |
| SPRINGSIDE REHABILITATION AND SKILLED CARE CENTER | PITTSFIELD | Nursing Facility | 4/29 - 5/13 | 97% | In Compliance |
| ST CAMILLUS HEALTH CENTER | NORTHBRIDGE | Nursing Facility | 4/29 - 5/13 | 95% | In Compliance |
| ST FRANCIS REHABILITATION & NURSING CENTER | WORCESTER | Nursing Facility | 4/29 - 5/13 | 97% | In Compliance |
| ST JOSEPH MANOR HEALTH CARE INC | BROCKTON | Nursing Facility | 4/29 - 5/13 | 100% | In Compliance |
| ST JOSEPH REHAB & NURSING CARE CENTER | BOSTON | Nursing Facility | 4/29 - 5/13 | 100% | In Compliance |
| ST MARY HEALTH CARE CENTER | WORCESTER | Nursing Facility | 4/29 - 5/13 | 98% | In Compliance |
| ST PATRICK'S MANOR | FRAMINGHAM | Nursing Facility | 4/29 - 5/13 | 92% | In Compliance |
| ST. JOSEPH'S ABBEY RES. CARE FAC INC. | SPENCER | Rest Home | 4/29 - 5/13 | 100% | In Compliance |
| ST. JULIE BILLIART RES. CARE CTR. | IPSWICH | Rest Home | 4/29 - 5/13 | 100% | In Compliance |
| STERLING VILLAGE | STERLING | Nursing Facility | 4/29 - 5/13 | 100% | In Compliance |
| STONE REHABILITATION AND SENIOR LIVING | NEWTON | Nursing Facility | 4/29 - 5/13 | 90% | In Compliance |
| STONEHEDGE HEALTH CARE CENTER | BOSTON | Nursing Facility | 4/29 - 5/13 | 95% | In Compliance |
| SUDBURY PINES EXTENDED CARE | SUDBURY | Nursing Facility | 4/29 - 5/13 | 100% | In Compliance |
| SUNNY ACRES NURSING HOME | CHELMSFORD | Nursing Facility | 4/29 - 5/13 | 70% | Not In Compliance |
| SUTTON HILL CENTER | NORTH ANDOVER | Nursing Facility | 4/29 - 5/13 | 100% | In Compliance |
| SWEET BROOK OF WILLIAMSTOWN REHABILITATION & N CTR* | WILLIAMSTOWN | Nursing Facility | 4/29 - 5/13 | N/A | N/A |
| THE GERMAN HOME | LAWRENCE | Rest Home | 4/29 - 5/13 | 100% | In Compliance |
| THE WILLOWS AT WORCESTER | WORCESTER | Rest Home | 4/29 - 5/13 | 100% | In Compliance |
| THOMAS UPHAM HOUSE | MEDFIELD | Nursing Facility | 4/29 - 5/13 | 100% | In Compliance |
| TIMBERLYN HEIGHTS NURSING AND REHABILITATION | GREAT BARRINGTON | Nursing Facility | 4/29 - 5/13 | 100% | In Compliance |

Note: The figures presented in this publication were self-reported by nursing facilities and rest homes. Facilities were also required to submit a signed attestation form certifying compliance with [MassHealth Nursing Facility Bulletin 162](#) or [Administrative Bulletin 21-09](#). See these documents for more information on the period over which testing occurred and how staff counts were reported.

(*) Facility is closed. Data will continue to be included for completeness but will not change except for the result of data cleaning.



Long Term Care Facility Staff Testing

| Facility Name | City/Town | Facility Type | Reporting Period | Percent of Staff Tested | Current Staff Testing Compliance |
|---|--------------|--------------------------------|------------------|-------------------------|--|
| TIMOTHY DANIELS HOUSE | HOLLISTON | Nursing Facility | 4/29 - 5/13 | 100% | In Compliance |
| TOWN AND COUNTRY HEALTH CARE CENTER | LOWELL | Nursing Facility | 4/29 - 5/13 | 91% | In Compliance |
| TREMONT HEALTH CARE CENTER | WAREHAM | Nursing Facility | 4/29 - 5/13 | 100% | In Compliance |
| TWIN OAKS REHAB AND NURSING | DANVERS | Nursing Facility | 4/29 - 5/13 | 100% | In Compliance |
| VERO HEALTH & REHAB OF HAMPDEN | HAMPDEN | Nursing Facility | 4/29 - 5/13 | 100% | In Compliance |
| VERO HEALTH & REHAB OF SOUTH HADLEY | SOUTH HADLEY | Nursing Facility | 4/29 - 5/13 | 100% | In Compliance |
| VERO HEALTH & REHAB OF WILBRAHAM | WILBRAHAM | Nursing Facility | 4/29 - 5/13 | 91% | In Compliance |
| VICTORIA HAVEN NURSING FACILITY | NORWOOD | Nursing Facility | 4/29 - 5/13 | 100% | In Compliance |
| VILLAGE R.H. 2 OF BROCKTON | BROCKTON | Rest Home | 4/29 - 5/13 | 100% | In Compliance |
| VILLAGE REST HOME OF EASTON | EASTON | Rest Home | 4/29 - 5/13 | 100% | In Compliance |
| VILLAGE REST HOME OF LEOMINSTER | LEOMINSTER | Rest Home | 4/29 - 5/13 | 0% | Not In Compliance - Incomplete Reporting |
| VNA SENIOR LIVING - HIGHLAND AVENUE CAMPUS | SOMERVILLE | Nursing Facility and Rest Home | 4/29 - 5/13 | 100% | In Compliance |
| WACHUSETT MANOR | GARDNER | Nursing Facility | 4/29 - 5/13 | 100% | In Compliance |
| WAKEFIELD CENTER | WAKEFIELD | Nursing Facility | 4/29 - 5/13 | 81% | Not In Compliance |
| WALPOLE HEALTHCARE | WALPOLE | Nursing Facility | 4/29 - 5/13 | 97% | In Compliance |
| WAREHAM HEALTHCARE | WAREHAM | Nursing Facility | 4/29 - 5/13 | 93% | In Compliance |
| WATERTOWN HEALTH CENTER | WATERTOWN | Nursing Facility | 4/29 - 5/13 | 100% | In Compliance |
| WATERVIEW LODGE LLC, REHABILITATION & HEALTHCARE | ASHLAND | Nursing Facility | 4/29 - 5/13 | 100% | In Compliance |
| WEBSTER MANOR REHABILITATION & HEALTH CARE CENTER | WEBSTER | Nursing Facility | 4/29 - 5/13 | 100% | In Compliance |
| WEBSTER PARK REHABILITATION AND HEALTHCARE CENTER | ROCKLAND | Nursing Facility | 4/29 - 5/13 | 100% | In Compliance |
| WEDGEMERE HEALTHCARE | TAUNTON | Nursing Facility | 4/29 - 5/13 | 97% | In Compliance |
| WEST NEWTON HEALTHCARE | NEWTON | Nursing Facility | 4/29 - 5/13 | 98% | In Compliance |
| WEST REVERE HEALTH CENTER | REVERE | Nursing Facility | 4/29 - 5/13 | 100% | In Compliance |
| WEST ROXBURY HEALTH & REHABILITATION CENTER | BOSTON | Nursing Facility | 4/29 - 5/13 | 95% | In Compliance |
| WEST SIDE HOUSE LTC FACILITY | WORCESTER | Nursing Facility | 4/29 - 5/13 | 92% | In Compliance |

Note: The figures presented in this publication were self-reported by nursing facilities and rest homes. Facilities were also required to submit a signed attestation form certifying compliance with [MassHealth Nursing Facility Bulletin 162](#) or [Administrative Bulletin 21-09](#). See these documents for more information on the period over which testing occurred and how staff counts were reported.

(*) Facility is closed. Data will continue to be included for completeness but will not change except for the result of data cleaning.



Long Term Care Facility Staff Testing

| Facility Name | City/Town | Facility Type | Reporting Period | Percent of Staff Tested | Current Staff Testing Compliance |
|---|------------------|--------------------------------|------------------|-------------------------|--|
| WESTBOROUGH HEALTHCARE | WESTBOROUGH | Nursing Facility | 4/29 - 5/13 | 92% | In Compliance |
| WESTFIELD CENTER | WESTFIELD | Nursing Facility | 4/29 - 5/13 | 100% | In Compliance |
| WESTFIELD GARDENS NURSING AND REHAB | WESTFIELD | Nursing Facility | 4/29 - 5/13 | 82% | Not In Compliance |
| WESTFORD HOUSE | WESTFORD | Nursing Facility | 4/29 - 5/13 | 96% | In Compliance |
| WESTVIEW REST HOME | EAST BRIDGEWATER | Rest Home | 4/29 - 5/13 | 46% | Not In Compliance |
| WHITTIER BRADFORD TRANSITIONAL CARE UNIT | HAVERHILL | Nursing Facility | 4/29 - 5/13 | 100% | In Compliance |
| WHITTIER WESTBOROUGH TRANSITIONAL CARE UNIT | WESTBOROUGH | Nursing Facility | 4/29 - 5/13 | 100% | In Compliance |
| WILLIAMSTOWN COMMONS NURSING & REHAB | WILLIAMSTOWN | Nursing Facility | 4/29 - 5/13 | 100% | In Compliance |
| WILLIMANSETT CENTER EAST | CHICOPEE | Nursing Facility | 4/29 - 5/13 | 30% | Not In Compliance |
| WILLIMANSETT CENTER WEST | CHICOPEE | Nursing Facility | 4/29 - 5/13 | 95% | In Compliance |
| WILLOW MANOR | LOWELL | Nursing Facility | 4/29 - 5/13 | 74% | Not In Compliance |
| WILLOWBROOK MANOR REST HOME | MILLIS | Rest Home | 4/29 - 5/13 | 100% | In Compliance |
| WILMINGTON REHAB CENTER | WILMINGTON | Nursing Facility | 4/29 - 5/13 | 0% | Not In Compliance - Incomplete Reporting |
| WINCHESTER NURSING CENTER, INC | WINCHESTER | Nursing Facility | 4/29 - 5/13 | 100% | In Compliance |
| WINDEMERE NURSING & REHAB CTR ON MARTHAS VINEYARD | OAK BLUFFS | Nursing Facility and Rest Home | 4/29 - 5/13 | 100% | In Compliance |
| WINDSOR NURSING & RETIREMENT HOME | YARMOUTH | Nursing Facility | 4/29 - 5/13 | 100% | In Compliance |
| WINGATE AT CHESTNUT HILL | BROOKLINE | Nursing Facility | 4/29 - 5/13 | 100% | In Compliance |
| WINGATE AT HARWICH | HARWICH | Nursing Facility | 4/29 - 5/13 | 91% | In Compliance |
| WINGATE AT HAVERHILL | HAVERHILL | Nursing Facility | 4/29 - 5/13 | 42% | Not In Compliance |
| WINGATE AT NEEDHAM | NEEDHAM | Nursing Facility | 4/29 - 5/13 | 100% | In Compliance |
| WINGATE AT NORTON* | NORTON | Nursing Facility | 4/29 - 5/13 | N/A | N/A |
| WINGATE AT SILVER LAKE | KINGSTON | Nursing Facility | 4/29 - 5/13 | 54% | Not In Compliance |
| WINGATE AT WESTON* | WESTON | Nursing Facility | 4/29 - 5/13 | N/A | N/A |
| WINTER HILL REST HOME | WORCESTER | Rest Home | 4/29 - 5/13 | 10% | Not In Compliance |
| WOBBURN NURSING CENTER, INC | WOBBURN | Nursing Facility | 4/29 - 5/13 | 95% | In Compliance |
| WORCESTER HEALTH CENTER | WORCESTER | Nursing Facility | 4/29 - 5/13 | 100% | In Compliance |

Note: The figures presented in this publication were self-reported by nursing facilities and rest homes. Facilities were also required to submit a signed attestation form certifying compliance with [MassHealth Nursing Facility Bulletin 162](#) or [Administrative Bulletin 21-09](#). See these documents for more information on the period over which testing occurred and how staff counts were reported.

(*) Facility is closed. Data will continue to be included for completeness but will not change except for the result of data cleaning.



Long Term Care Facility Staff Testing

| Facility Name | City/Town | Facility Type | Reporting Period | Percent of Staff Tested | Current Staff Testing Compliance |
|---|-----------|------------------|------------------|-------------------------|----------------------------------|
| WORCESTER REHABILITATION & HEALTH CARE CENTER | WORCESTER | Nursing Facility | 4/29 - 5/13 | 100% | In Compliance |

Note: The figures presented in this publication were self-reported by nursing facilities and rest homes. Facilities were also required to submit a signed attestation form certifying compliance with [MassHealth Nursing Facility Bulletin 162](#) or [Administrative Bulletin 21-09](#). See these documents for more information on the period over which testing occurred and how staff counts were reported.

(*) Facility is closed. Data will continue to be included for completeness but will not change except for the result of data cleaning.



Infection Control Surveys

DPH serves as the State Survey Agency (SA) that submits COVID-19 nursing home data on behalf of Massachusetts to the Centers for Medicare & Medicaid Services (CMS). As outlined in the [June 1st CMS memorandum](#) CMS updated its COVID-19 reporting requirements to ensure 100% of Medicare- and Medicaid-certified nursing homes receive on-site review to mitigate the spread of COVID-19. Reporting requirements apply *only* to Medicare- and Medicaid-certified nursing homes, not *all* facilities in the state.

Multiple Surveys Explained: CMS requires states perform COVID-19 survey activities in addition to completing the required Focused Infection Control (FIC) surveys of 100% of Medicare- and Medicaid-certified nursing homes by July 31, 2020. Additionally, CMS requires states perform on-site infection control surveys within three-to-five days of identification of any nursing home with three or more new COVID-19 suspected and confirmed cases since their last National Healthcare Safety Network (NHSN) COVID-19 report or any nursing home in which one confirmed resident case is present in a facility that was previously COVID-free. As facilities may require a number of on-site infection control surveys, we show here the results of the five most recent surveys. Because CMS incorporates the FIC survey tool into recertification surveys, this report likewise includes such surveys.

Deficiencies Explained:

- The **severity** level reflects the impact of the deficiency and is categorized by four levels of harm.
- The **scope** level of a deficiency reflects how many residents were affected by the deficiency.
- For each deficiency, the DPH survey team determines the level of harm (**severity**) to the resident or resident(s) involved and then determines the **scope** of the problem within the nursing home.
- The team assigns an alphabetical Severity and Scope value to the deficiency. In the report below, the alphabetical values are A through L. Values closer to A signify lower scope and severity. Values closer to L (i.e. G or higher) signify higher scope and severity.
- The key at the bottom of each page indicates the level of deficiencies reported, which corresponds to dots of different colors:
Green = Survey with no infection control-related deficiencies; **Yellow** = D-level deficiency; **Pink** = E/F-level deficiency;
Red = G or higher

371 facilities received a combined total of 2,024 Infection Control Surveys between June 1, 2020 and May 7, 2021.

Between May 3 – 7, 2021, 17 new surveys were mailed to facilities. Of those 17 new surveys:

| | |
|----------------------------------|---------------|
| New Surveys With 2+ Deficiencies | 1 Facilities |
| New Surveys With 1 Deficiencies | 5 Facilities |
| New Surveys With 0 Deficiencies | 11 Facilities |

CMS Infection Control Surveys Conducted at Nursing Homes

The Centers for Medicare and Medicaid Services (CMS) requires infection control surveys to be conducted at all Medicare- and Medicaid-certified nursing homes as defined in the following link:
<https://www.cms.gov/files/document/qso-20-31-all.pdf>. DPH conducts these surveys on behalf of CMS.

Some facilities that meet certain CMS requirements have been surveyed more than once. Follow-up infection control surveys must be conducted within three-to-five days when: (1) one confirmed COVID-19 case is reported in a nursing home that previously did not have any COVID-19 cases, and (2) three or more new suspected and confirmed cases are reported in nursing homes in one week that had previously reported a case.

| Reflects surveys processed between June 1, 2020 and May 7, 2021 | | KEY: Green = Survey with no infection control related deficiencies; Yellow = D-level deficiency; Pink = E/F-level deficiency; Red = G or higher | | | | |
|---|------------------|---|---|---|---|---|
| 2,024 Surveys completed and mailed as of May 7, 2021 | | | | | | |
| Survey | | Most Recent Survey First | | | | |
| Facility Name | Town | 1 | 2 | 3 | 4 | 5 |
| ABERJONA NURSING CENTER, INC | WINCHESTER | ● | ● | ● | ● | ● |
| ACADEMY MANOR | ANDOVER | ● | ● | ● | ● | |
| ADVANIA CARE AT PROVINCETOWN | PROVINCETOWN | ● | | | | |
| ADVOCATE HEALTHCARE OF EAST BOSTON, LLC | BOSTON | ● | ● | ● | ● | ● |
| AGAWAM HEALTHCARE | AGAWAM | ● | | | | |
| ALDEN COURT NURSING CARE & REHABILITATION CENTER | FAIRHAVEN | ● | ● | ● | ● | ● |
| ALLIANCE HEALTH AT ABBOTT | LYNN | ● | ● | ● | | |
| ALLIANCE HEALTH AT BALDWINVILLE | TEMPLETON | ● | | | | |
| ALLIANCE HEALTH AT BRAINTREE | BRAINTREE | ● | ● | ● | ● | ● |
| ALLIANCE HEALTH AT DEVEREUX | MARBLEHEAD | ● | ● | | | |
| ALLIANCE HEALTH AT MARIE ESTHER | MARLBOROUGH | ● | ● | ● | ● | ● |
| ALLIANCE HEALTH AT MARINA BAY | QUINCY | ● | ● | ● | ● | ● |
| ALLIANCE HEALTH AT ROSEWOOD | PEABODY | ● | ● | ● | ● | ● |
| ALLIANCE HEALTH AT WEST ACRES | BROCKTON | ● | ● | ● | ● | |
| APPLE VALLEY CENTER | AYER | ● | ● | ● | ● | ● |
| ARMENIAN NURSING & REHABILITATION CENTER | BOSTON | ● | ● | ● | ● | |
| ATTLEBORO HEALTHCARE | ATTLEBORO | ● | ● | ● | ● | ● |
| BAKER-KATZ SKILLED NURSING AND REHABILITATION CTR | HAVERHILL | ● | ● | | | |
| BAYPATH AT DUXBURY NURSING & REHABILITATION CTR | DUXBURY | ● | ● | ● | ● | ● |
| BAYPOINTE REHAB CENTER | BROCKTON | ● | ● | ● | ● | |
| BEAR HILL HEALTHCARE AND REHABILITATION CENTER | STONEHAM | ● | ● | ● | ● | ● |
| BEAR MOUNTAIN AT ANDOVER | ANDOVER | ● | ● | ● | | |
| BEAR MOUNTAIN AT READING | READING | ● | ● | ● | ● | ● |
| BEAR MOUNTAIN AT SUDBURY | SUDBURY | ● | ● | | | |
| BEAR MOUNTAIN AT WEST SPRINGFIELD | WEST SPRINGFIELD | ● | ● | ● | ● | ● |
| BEAR MOUNTAIN AT WORCESTER | WORCESTER | ● | ● | ● | ● | ● |
| BEAUMONT AT UNIVERSITY CAMPUS | WORCESTER | ● | ● | ● | ● | ● |
| BEAUMONT REHAB & SKILLED NURSING CTR - NATICK | NATICK | ● | ● | | | |
| BEAUMONT REHAB & SKILLED NURSING CTR - NORTHBORO | NORTHBOROUGH | ● | ● | ● | ● | ● |
| BEAUMONT REHAB & SKILLED NURSING CTR - NORTHBRIDGE | NORTHBRIDGE | ● | ● | ● | | |

Note: the MassHealth Infection Control Audit findings previously found on this page are no longer being conducted. These audits have been replaced by Infection Control Survey findings conducted by DPH on behalf of CMS.

CMS Infection Control Surveys Conducted at Nursing Homes

| | | | | | | |
|--|-------------|---|---|---|---|---|
| BEAUMONT REHAB & SKILLED NURSING CTR - WESTBORO | WESTBOROUGH | ● | ● | ● | ● | ● |
| BELMONT MANOR NURSING HOME, IN | BELMONT | ● | ● | | | |
| BELVIDERE HEALTHCARE CENTER | LOWELL | ● | | | | |
| BENCHMARK SNR LIVING AT THE COMMONS IN LINCOLN SNF | LINCOLN | ● | ● | ● | ● | |
| BENJAMIN HEALTHCARE CENTER | BOSTON | ● | ● | ● | ● | ● |
| BERKELEY RETIREMENT HOME,THE | LAWRENCE | ● | ● | ● | ● | |
| BERKSHIRE PLACE | PITTSFIELD | ● | ● | ● | | |
| BERKSHIRE REHABILITATION & SKILLED CARE CENTER | SANDSFIELD | ● | ● | ● | | |
| BETHANY SKILLED NURSING FACILITY | FRAMINGHAM | ● | ● | | | |
| BLACKSTONE VALLEY HEALTH AND REHABILITATION | NORTHBRIDGE | ● | ● | ● | ● | |
| BLAIRE HOUSE OF MILFORD | MILFORD | ● | ● | ● | | |
| BLAIRE HOUSE OF TEWKSBURY | TEWKSBURY | ● | ● | ● | ● | ● |
| BLAIRE HOUSE OF WORCESTER | WORCESTER | ● | ● | ● | | |
| BLUE HILLS HEALTH AND REHABILITATION CENTER | STOUGHTON | ● | ● | ● | | |
| BLUEBERRY HILL REHABILITATION AND HEALTHCARE CTR | BEVERLY | ● | ● | ● | ● | ● |
| BOSTON HOME, INC (THE) | BOSTON | ● | | | | |
| BOSTONIAN NURSING CARE & REHABILITATION CTR, THE | BOSTON | ● | ● | ● | | |
| BOURNE MANOR EXTENDED CARE FACILITY | BOURNE | ● | ● | ● | ● | |
| BRAINTREE MANOR HEALTHCARE | BRAINTREE | ● | ● | ● | | |
| BRANDON WOODS OF DARTMOUTH | DARTMOUTH | ● | ● | ● | ● | ● |
| BRANDON WOODS OF NEW BEDFORD | NEW BEDFORD | ● | ● | ● | ● | |
| BRENTWOOD REHABILITATION AND HEALTHCARE CTR (THE) | DANVERS | ● | ● | ● | | |
| BRIARWOOD REHABILITATION & HEALTHCARE CENTER | NEEDHAM | ● | ● | ● | ● | |
| BRIDGEWATER NURSING HOME | BRIDGEWATER | ● | ● | ● | | |
| BRIGHAM HEALTH AND REHABILITATION CENTER | NEWBURYPORT | ● | ● | ● | ● | |
| BRIGHTON HOUSE REHABILITATION & NURSING CENTER | BOSTON | ● | ● | ● | ● | ● |
| BROCKTON HEALTH CENTER | BROCKTON | ● | ● | ● | ● | |
| BROOKHAVEN AT LEXINGTON | LEXINGTON | ● | | | | |
| BROOKSIDE REHABILITATION AND HEALTHCARE CENTER | WEBSTER | ● | ● | ● | ● | ● |
| BRUSH HILL CARE CENTER | MILTON | ● | ● | ● | ● | ● |
| BUCKLEY-GREENFIELD HEALTHCARE CENTER | GREENFIELD | ● | ● | ● | | |
| CAMBRIDGE REHABILITATION & NURSING CENTER | CAMBRIDGE | ● | ● | ● | ● | ● |
| CAMPION HEALTH & WELLNESS, INC | WESTON | ● | ● | ● | | |
| CAPE HERITAGE REHABILITATION & HEALTH CARE CENTER | SANDWICH | ● | ● | ● | ● | |
| CAPE REGENCY REHABILITATION & HEALTH CARE CENTER | BARNSTABLE | ● | ● | | | |
| CARDIGAN NURSING & REHABILITATION CENTER | SCITUATE | ● | ● | ● | ● | ● |
| CARE ONE AT BROOKLINE | BROOKLINE | ● | ● | | | |
| CARE ONE AT CONCORD | CONCORD | ● | ● | ● | | |
| CARE ONE AT ESSEX PARK | BEVERLY | ● | ● | ● | ● | |
| CARE ONE AT HOLYOKE | HOLYOKE | ● | ● | | | |
| CARE ONE AT LEXINGTON | LEXINGTON | ● | ● | ● | ● | |

Note: the MassHealth Infection Control Audit findings previously found on this page are no longer being conducted. These audits have been replaced by Infection Control Survey findings conducted by DPH on behalf of CMS.

CMS Infection Control Surveys Conducted at Nursing Homes

| | | | | | | |
|---|-----------------|--|--|--|--|--|
| CARE ONE AT LOWELL | LOWELL | | | | | |
| CARE ONE AT MILLBURY | MILLBURY | | | | | |
| CARE ONE AT NEW BEDFORD | NEW BEDFORD | | | | | |
| CARE ONE AT NEWTON | NEWTON | | | | | |
| CARE ONE AT NORTHAMPTON | NORTHAMPTON | | | | | |
| CARE ONE AT PEABODY | PEABODY | | | | | |
| CARE ONE AT RANDOLPH | RANDOLPH | | | | | |
| CARE ONE AT REDSTONE | EAST LONGMEADOW | | | | | |
| CARE ONE AT WEYMOUTH | WEYMOUTH | | | | | |
| CARE ONE AT WILMINGTON | WILMINGTON | | | | | |
| CARLETON-WILLARD VILLAGE RETIREMENT & NURSING CTR | BEDFORD | | | | | |
| CARLYLE HOUSE | FRAMINGHAM | | | | | |
| CARVALHO GROVE HEALTH AND REHABILITATION CENTER | FALL RIVER | | | | | |
| CASA DE RAMANA REHABILITATION CENTER | FRAMINGHAM | | | | | |
| CATHOLIC MEMORIAL HOME | FALL RIVER | | | | | |
| CEDAR VIEW REHABILITATION AND HEALTHCARE CENTER | METHUEN | | | | | |
| CEDARWOOD GARDENS | FRANKLIN | | | | | |
| CENTER FOR EXTENDED CARE AT AMHERST | AMHERST | | | | | |
| CHAPIN CENTER | SPRINGFIELD | | | | | |
| CHARLENE MANOR EXTENDED CARE FACILITY | GREENFIELD | | | | | |
| CHESTNUT HILL OF EAST LONGMEADOW | EAST LONGMEADOW | | | | | |
| CHESTNUT WOODS REHABILITATION AND HEALTHCARE CTR | SAUGUS | | | | | |
| CHETWYNDE HEALTHCARE | NEWTON | | | | | |
| CHICOPEE REHABILITATION AND NURSING | CHICOPEE | | | | | |
| CHRISTOPHER HOUSE OF WORCESTER | WORCESTER | | | | | |
| CLIFTON REHABILITATION NURSING CENTER | SOMERSET | | | | | |
| COLEMAN HOUSE | NORTHBOROUGH | | | | | |
| COLONY CENTER FOR HEALTH & REHABILITATION | ABINGTON | | | | | |
| COMMONS RESIDENCE AT ORCHARD COVE | CANTON | | | | | |
| CONTINUING CARE AT BROOKSBY VILLAGE | PEABODY | | | | | |
| COPLEY AT STOUGHTON NURSING CARE CENTER | STOUGHTON | | | | | |
| COUNTRY CENTER FOR HEALTH & REHABILITATION | NEWBURYPORT | | | | | |
| COUNTRY GARDENS HEALTH AND REHABILITATION CENTER | SWANSEA | | | | | |
| COUNTRYSIDE HEALTH CARE OF MILFORD | MILFORD | | | | | |
| COURTYARD NURSING CARE CENTER | MEDFORD | | | | | |
| CRANEVILLE PLACE REHABILITATION & SKILLED CARE CT | DALTON | | | | | |
| DAY BROOK VILLAGE SENIOR LIVING | HOLYOKE | | | | | |
| DEDHAM HEALTHCARE | DEDHAM | | | | | |
| DEN-MAR HEALTH AND REHABILITATION CENTER | ROCKPORT | | | | | |
| DEXTER HOUSE HEALTHCARE | MALDEN | | | | | |
| DWYER HOME | WEYMOUTH | | | | | |

Note: the MassHealth Infection Control Audit findings previously found on this page are no longer being conducted. These audits have been replaced by Infection Control Survey findings conducted by DPH on behalf of CMS.

CMS Infection Control Surveys Conducted at Nursing Homes

| | | | | | | |
|---|------------------|---|---|---|---|---|
| D'YOUVILLE CARE FOR ADVANCED THERAPY | LOWELL | ● | ● | ● | | |
| D'YOUVILLE SENIOR CARE | LOWELL | ● | ● | ● | ● | ● |
| EAST LONGMEADOW SKILLED NURSING CENTER | EAST LONGMEADOW | ● | ● | ● | ● | ● |
| EASTPOINTE REHAB CENTER | CHELSEA | ● | ● | ● | | |
| ELAINE CENTER AT HADLEY | HADLEY | ● | ● | ● | ● | ● |
| ELIOT CENTER FOR HEALTH & REHABILITATION | NATICK | ● | ● | ● | | |
| ELIZABETH SETON | WELLESLEY | ● | ● | | | |
| ELLIS NURSING HOME (THE) | NORWOOD | ● | ● | ● | ● | |
| ELMHURST HEALTHCARE (THE) | MELROSE | ● | | | | |
| EMERSON REHABILITATION & TRANSITIONAL CARE UNIT | CONCORD | ● | | | | |
| FAIRHAVEN HEALTHCARE CENTER | LOWELL | ● | ● | ● | | |
| FAIRVIEW COMMONS NURSING & REHABILITATION CENTER | GREAT BARRINGTON | ● | ● | ● | ● | |
| FALL RIVER HEALTHCARE | FALL RIVER | ● | ● | | | |
| FALL RIVER JEWISH HOME, INC | FALL RIVER | ● | ● | ● | ● | ● |
| FITCHBURG HEALTHCARE | FITCHBURG | ● | ● | ● | | |
| FITCHBURG REHABILITATION AND NURSING CENTER | FITCHBURG | ● | ● | ● | ● | ● |
| FOREMOST AT SHARON LLC | SHARON | ● | ● | ● | ● | ● |
| GARDEN PLACE HEALTHCARE | ATTLEBORO | ● | ● | ● | ● | ● |
| GARDNER REHABILITATION AND NURSING CENTER | GARDNER | ● | ● | ● | ● | ● |
| GERMAN CENTER FOR EXTENDED CARE | BOSTON | ● | ● | ● | | |
| GLEN RIDGE NURSING CARE CENTER | MEDFORD | ● | | | | |
| GLOUCESTER HEALTHCARE | GLOUCESTER | ● | | | | |
| GOVERNORS CENTER | WESTFIELD | ● | ● | ● | ● | ● |
| GREENWOOD NURSING & REHABILITATION CENTER | WAKEFIELD | ● | ● | | | |
| GUARDIAN CENTER (THE) | BROCKTON | ● | ● | | | |
| HANCOCK PARK REHABILITATION AND NURSING CENTER | QUINCY | ● | ● | ● | ● | ● |
| HANNAH B G SHAW HOME | MIDDLEBOROUGH | ● | ● | ● | ● | ● |
| HANNAH DUSTON HEALTHCARE CENTER | HAVERHILL | ● | ● | ● | ● | ● |
| HARBOR HOUSE NURSING & REHABILITATION CENTER | HINGHAM | ● | ● | ● | ● | ● |
| HATHAWAY MANOR EXTENDED CARE | NEW BEDFORD | ● | ● | ● | ● | ● |
| HATHORNE HILL | DANVERS | ● | ● | ● | ● | ● |
| HEATHWOOD HEALTHCARE | NEWTON | ● | | | | |
| HELLENIC NURSING & REHABILITATION CENTER | CANTON | ● | ● | ● | ● | |
| HERITAGE HALL NORTH | AGAWAM | ● | ● | ● | ● | ● |
| HERITAGE HALL SOUTH | AGAWAM | ● | ● | ● | ● | |
| HERITAGE HALL WEST | AGAWAM | ● | ● | ● | ● | |
| HERMITAGE HEALTHCARE (THE) | WORCESTER | ● | ● | ● | ● | ● |
| HIGHLANDS, THE | FITCHBURG | ● | ● | ● | ● | ● |
| HIGHVIEW OF NORTHAMPTON | NORTHAMPTON | ● | ● | ● | ● | |
| HILLCREST COMMONS NURSING & REHABILITATION CENTER | PITTSFIELD | ● | ● | ● | ● | ● |
| HOLDEN REHABILITATION & NURSING CENTER | HOLDEN | ● | ● | ● | ● | ● |

Note: the MassHealth Infection Control Audit findings previously found on this page are no longer being conducted. These audits have been replaced by Infection Control Survey findings conducted by DPH on behalf of CMS.

CMS Infection Control Surveys Conducted at Nursing Homes

| | | | | | | |
|--|------------------|--|--|--|--|--|
| HOLY TRINITY EASTERN ORTHODOX N & R CENTER | WORCESTER | | | | | |
| HOLYOKE HEALTHCARE CENTER | HOLYOKE | | | | | |
| HUNT NURSING & REHAB CENTER | DANVERS | | | | | |
| JEFFREY & SUSAN BRUDNICK CENTER FOR LIVING | PEABODY | | | | | |
| JESMOND NURSING HOME | NAHANT | | | | | |
| JEWISH HEALTHCARE CENTER | WORCESTER | | | | | |
| JML CARE CENTER INC | FALMOUTH | | | | | |
| JOHN ADAMS HEALTHCARE CENTER | QUINCY | | | | | |
| JOHN SCOTT HOUSE NURSING & REHABILITATION CENTER | BRAINTREE | | | | | |
| JULIAN J LEVITT FAMILY NURSING HOME | LONGMEADOW | | | | | |
| KATZMAN FAMILY CENTER FOR LIVING | CHELSEA | | | | | |
| KEYSTONE CENTER | LEOMINSTER | | | | | |
| KIMBALL FARMS NURSING CARE CENTER | LENOX | | | | | |
| KNOLLWOOD NURSING CENTER | WORCESTER | | | | | |
| LAFAYETTE REHABILITATION & SKILLED NURSING FACILIT | MARBLEHEAD | | | | | |
| LAKEVIEW HOUSE SKLD NRSG AND RESIDENTIAL CARE FAC | HAVERHILL | | | | | |
| LANESSA EXTENDED CARE | WEBSTER | | | | | |
| LASELL HOUSE | NEWTON | | | | | |
| LAUREL RIDGE REHAB AND SKILLED CARE CENTER | BOSTON | | | | | |
| LEDGEWOOD REHABILITATION & SKILLED NURSING CENTER | BEVERLY | | | | | |
| LEE HEALTHCARE | LEE | | | | | |
| LEONARD FLORENCE CENTER FOR LIVING | CHELSEA | | | | | |
| LIBERTY COMMONS | CHATHAM | | | | | |
| LIFE CARE CENTER OF ACTON | ACTON | | | | | |
| LIFE CARE CENTER OF ATTLEBORO | ATTLEBORO | | | | | |
| LIFE CARE CENTER OF AUBURN | AUBURN | | | | | |
| LIFE CARE CENTER OF LEOMINSTER | LEOMINSTER | | | | | |
| LIFE CARE CENTER OF MERRIMACK VALLEY | BILLERICA | | | | | |
| LIFE CARE CENTER OF NASHOBA VALLEY | LITTLETON | | | | | |
| LIFE CARE CENTER OF PLYMOUTH | PLYMOUTH | | | | | |
| LIFE CARE CENTER OF RAYNHAM | RAYNHAM | | | | | |
| LIFE CARE CENTER OF STONEHAM | STONEHAM | | | | | |
| LIFE CARE CENTER OF THE NORTH SHORE | LYNN | | | | | |
| LIFE CARE CENTER OF THE SOUTH SHORE | SCITUATE | | | | | |
| LIFE CARE CENTER OF WEST BRIDGEWATER | WEST BRIDGEWATER | | | | | |
| LIFE CARE CENTER OF WILBRAHAM | WILBRAHAM | | | | | |
| LIGHTHOUSE NURSING CARE CENTER | REVERE | | | | | |
| LINDA MANOR EXTENDED CARE FACILITY | NORTHAMPTON | | | | | |
| LINDEN PONDS | HINGHAM | | | | | |
| LONGMEADOW OF TAUNTON | TAUNTON | | | | | |
| LOOMIS LAKESIDE AT REEDS LANDING | SPRINGFIELD | | | | | |

Note: the MassHealth Infection Control Audit findings previously found on this page are no longer being conducted. These audits have been replaced by Infection Control Survey findings conducted by DPH on behalf of CMS.

CMS Infection Control Surveys Conducted at Nursing Homes

| | | | | | | |
|--|-----------------|---|---|---|---|---|
| LUTHERAN REHABILITATION & SKILLED CARE CENTER | WORCESTER | ● | ● | ● | ● | ● |
| LYDIA TAFT HOUSE | UXBRIDGE | ● | ● | ● | ● | ● |
| M I NURSING & RESTORATIVE CENTER | LAWRENCE | ● | ● | | | |
| MADONNA MANOR NURSING HOME | NORTH ATTLEBORO | ● | ● | ● | | |
| MAPLES REHABILITATION & NURSING CENTER | WRENTHAM | ● | ● | ● | ● | ● |
| MAPLEWOOD CENTER | AMESBURY | ● | ● | ● | ● | ● |
| MARIAN MANOR | BOSTON | ● | ● | | | |
| MARIAN MANOR OF TAUNTON | TAUNTON | ● | ● | ● | ● | ● |
| MARISTHILL NURSING & REHABILITATION CENTER | WALTHAM | ● | ● | ● | | |
| MARLBOROUGH HILLS REHABILITATION & HLTH CARE CTR | MARLBOROUGH | ● | ● | ● | | |
| MARY ANN MORSE NURSING & REHABILITATION | NATICK | ● | ● | ● | ● | ● |
| MARY'S MEADOW AT PROVIDENCE PLACE | HOLYOKE | ● | ● | ● | ● | |
| MASCONOMET HEALTHCARE CENTER | TOPSFIELD | ● | ● | ● | ● | ● |
| MATTAPAN HEALTH & REHABILITATION CENTER | BOSTON | ● | ● | ● | ● | |
| MAYFLOWER PLACE NURSING & REHABILITATION CENTER | YARMOUTH | ● | ● | | | |
| MEADOW GREEN NURSING AND REHABILITATION CENTER | WALTHAM | ● | ● | ● | ● | |
| MEADOWS OF CENTRAL MASSACHUSETTS (THE) | LEICESTER | ● | ● | ● | | |
| MEADOWS, THE | NORTH ANDOVER | ● | ● | ● | | |
| MEDFORD REHABILITATION AND NURSING CENTER | MEDFORD | ● | ● | ● | | |
| MEDWAY COUNTRY MANOR SKILLED NURSING & REHABILITAT | MEDWAY | ● | ● | ● | ● | ● |
| MELROSE HEALTHCARE | MELROSE | ● | | | | |
| MEMORY SUPPORT OF HERITAGE HALL | AGAWAM | ● | ● | ● | | |
| MILFORD CENTER | MILFORD | ● | ● | | | |
| MISSION CARE AT HOLYOKE | HOLYOKE | ● | ● | ● | | |
| MONT MARIE REHABILITATION & HEALTHCARE CENTER | HOLYOKE | ● | ● | ● | ● | ● |
| MOUNT CARMEL CARE CENTER | LENOX | ● | ● | ● | | |
| MT GREYLOCK EXTENDED CARE FACILITY | PITTSFIELD | ● | ● | ● | ● | |
| NEMASKET HEALTHCARE CENTER | MIDDLEBOROUGH | ● | ● | ● | ● | ● |
| NEVILLE CENTER AT FRESH POND FOR NURSING & REHAB | CAMBRIDGE | ● | ● | ● | ● | |
| NEVINS NURSING & REHABILITATION CENTER | METHUEN | ● | ● | ● | ● | ● |
| NEW BEDFORD JEWISH CONVALESCENT HOME, INC | NEW BEDFORD | ● | ● | ● | ● | ● |
| NEW ENGLAND HOMES FOR THE DEAF, INC | DANVERS | ● | | | | |
| NEW ENGLAND PEDIATRIC CARE | BILLERICA | ● | ● | ● | ● | ● |
| NEW ENGLAND SINAI HOSPITAL TRANSITIONAL CARE UNIT | STOUGHTON | ● | ● | ● | ● | ● |
| NEWBRIDGE ON THE CHARLES SKILLED NURSING FACILITY | DEDHAM | ● | ● | ● | ● | |
| NEWTON WELLESLEY CENTER FOR ALZHEIMER'S CARE | WELLESLEY | ● | ● | | | |
| NORTH ADAMS COMMONS NURSING & REHABILITATION CENTE | NORTH ADAMS | ● | | | | |
| NORTH END REHABILITATION AND HEALTHCARE CENTER | BOSTON | ● | ● | ● | ● | ● |
| NORTHWOOD REHABILITATION & HEALTHCARE CENTER | LOWELL | ● | ● | ● | ● | ● |
| NORWOOD HEALTHCARE | NORWOOD | ● | ● | ● | ● | |
| NOTRE DAME LONG TERM CARE CENTER | WORCESTER | ● | ● | ● | ● | ● |

Note: the MassHealth Infection Control Audit findings previously found on this page are no longer being conducted. These audits have been replaced by Infection Control Survey findings conducted by DPH on behalf of CMS.

CMS Infection Control Surveys Conducted at Nursing Homes

| | | | | | | |
|---|-----------------|--|--|--|--|--|
| OAK KNOLL HEALTHCARE CENTER | FRAMINGHAM | | | | | |
| OAKDALE REHABILITATION & SKILLED NURSING CENTER | WEST BOYLSTON | | | | | |
| OAKHILL HEALTHCARE | MIDDLEBOROUGH | | | | | |
| OAKS, THE | NEW BEDFORD | | | | | |
| ODD FELLOWS HOME OF MASSACHUSETTS | WORCESTER | | | | | |
| OUR ISLAND HOME | NANTUCKET | | | | | |
| OUR LADYS HAVEN OF FAIRHAVEN INC | FAIRHAVEN | | | | | |
| OVERLOOK MASONIC HEALTH CENTER | CHARLTON | | | | | |
| OXFORD REHABILITATION & HEALTH CARE CENTER, THE | HAVERHILL | | | | | |
| PALM SKILLED NRSING CR & CTR FOR REHAB EXCELLENCE | CHELMSFORD | | | | | |
| PALMER HEALTHCARE CENTER | PALMER | | | | | |
| PARK AVENUE HEALTH CENTER | ARLINGTON | | | | | |
| PARK PLACE REHABILITATION & SKILLED CARE CENTER | BOSTON | | | | | |
| PARKWAY HEALTH AND REHABILITATION CENTER | BOSTON | | | | | |
| PARSONS HILL REHABILITATION & HEALTH CARE CENTER | WORCESTER | | | | | |
| PAVILION , THE | BARNSTABLE | | | | | |
| PENACOOK PLACE, INC | HAVERHILL | | | | | |
| PHILLIPS MANOR NURSING HOME | LYNN | | | | | |
| PILGRIM REHABILITATION & SKILLED NURSING CENTER | PEABODY | | | | | |
| PINE KNOLL NURSING CENTER | LEXINGTON | | | | | |
| PLEASANT BAY OF BREWSTER REHAB CENTER | BREWSTER | | | | | |
| PLYMOUTH HARBORSIDE HEALTHCARE | PLYMOUTH | | | | | |
| PLYMOUTH REHABILITATION & HEALTH CARE CENTER | PLYMOUTH | | | | | |
| POET'S SEAT HEALTH CARE CENTER | GREENFIELD | | | | | |
| POPE NURSING HOME | WEYMOUTH | | | | | |
| PORT HEALTHCARE CENTER | NEWBURYPORT | | | | | |
| PRESCOTT HOUSE | NORTH ANDOVER | | | | | |
| PRESENTATION REHAB AND SKILLED CARE CENTER | BOSTON | | | | | |
| QUABBIN VALLEY HEALTHCARE | ATHOL | | | | | |
| QUABOAG REHABILITATION & SKILLED CARE FACILITY | WEST BROOKFIELD | | | | | |
| QUEEN ANNE NURSING HOME, INC | HINGHAM | | | | | |
| QUINCY HEALTH AND REHABILITATION CENTER LLC | QUINCY | | | | | |
| RECUPERATIVE SERVICES UNIT-HEBREW REHAB CENTER | BOSTON | | | | | |
| REHABILITATION & NURSING CENTER AT EVERETT (THE) | EVERETT | | | | | |
| RENAISSANCE MANOR ON CABOT | HOLYOKE | | | | | |
| RESERVOIR CENTER FOR HEALTH & REHABILITATION, THE | MARLBOROUGH | | | | | |
| REVOLUTION CHARLWELL | NORWOOD | | | | | |
| REVOLUTION KIMWELL | FALL RIVER | | | | | |
| RIVER TERRACE REHABILITATION AND HEALTHCARE CTR | LANCASTER | | | | | |
| RIVERBEND OF SOUTH NATICK | NATICK | | | | | |
| RIVERCREST LONG TERM CARE | CONCORD | | | | | |

Note: the MassHealth Infection Control Audit findings previously found on this page are no longer being conducted. These audits have been replaced by Infection Control Survey findings conducted by DPH on behalf of CMS.

CMS Infection Control Surveys Conducted at Nursing Homes

| | | | | | | |
|--|------------------|--|--|--|--|--|
| ROYAL AT WAYLAND REHABILITATION AND NURSING CENTER | WAYLAND | | | | | |
| ROYAL BRAINTREE NURSING AND REHABILITATION CENTER | BRAINTREE | | | | | |
| ROYAL CAPE COD NURSING & REHABILITATION CENTER | BOURNE | | | | | |
| ROYAL MEADOW VIEW CENTER | NORTH READING | | | | | |
| ROYAL MEGANSETT NURSING & REHABILITATION | FALMOUTH | | | | | |
| ROYAL NORWELL NURSING & REHABILITATION CENTER LLC | NORWELL | | | | | |
| ROYAL NURSING CENTER, LLC | FALMOUTH | | | | | |
| ROYAL OF COTUIT | MASHPEE | | | | | |
| ROYAL OF FAIRHAVEN NURSING CENTER | FAIRHAVEN | | | | | |
| ROYAL WOOD MILL CENTER | LAWRENCE | | | | | |
| SACHEM CENTER FOR HEALTH & REHABILITATION | EAST BRIDGEWATER | | | | | |
| SACRED HEART NURSING HOME | NEW BEDFORD | | | | | |
| SALEM REHAB CENTER | SALEM | | | | | |
| SANCTA MARIA NURSING FACILITY | CAMBRIDGE | | | | | |
| SARAH BRAYTON NURSING CARE CTR | FALL RIVER | | | | | |
| SAUGUS CENTER | SAUGUS | | | | | |
| SAVOY NURSING & REHAB CTR | NEW BEDFORD | | | | | |
| SEA VIEW CONVALESCENT AND NURSING HOME | ROWLEY | | | | | |
| SEACOAST NURSING & REHABILITATION CENTER INC | GLOUCESTER | | | | | |
| SERENITY HILL NURSING CENTER | WRENTHAM | | | | | |
| SEVEN HILLS PEDIATRIC CENTER | GROTON | | | | | |
| SHERRILL HOUSE | BOSTON | | | | | |
| SHREWSBURY NURSING & REHABILITATION CENTER | SHREWSBURY | | | | | |
| SIPPICAN HEALTHCARE CENTER | MARION | | | | | |
| SIXTEEN ACRES HEALTHCARE CENTER | SPRINGFIELD | | | | | |
| SKILLED NURSING FACILITY AT NORTH HILL (THE) | NEEDHAM | | | | | |
| SOLDIERS HOME IN MASSACHUSETTS | CHELSEA | | | | | |
| SOMERSET RIDGE CENTER | SOMERSET | | | | | |
| SOUTH COVE MANOR NURSING & REHABILITATION CENTER | QUINCY | | | | | |
| SOUTH DENNIS HEALTHCARE | DENNIS | | | | | |
| SOUTHBRIDGE REHABILITATION & HEALTH CARE CENTER | SOUTHBRIDGE | | | | | |
| SOUTHEAST HEALTH CARE CENTER | EASTON | | | | | |
| SOUTHPOINTE REHAB CENTER | FALL RIVER | | | | | |
| SOUTHSHORE HEALTH CARE CENTER | ROCKLAND | | | | | |
| SOUTHWOOD AT NORWELL NURSING CTR | NORWELL | | | | | |
| SPAULDING NURSING AND THERAPY CENTER - BRIGHTON | BOSTON | | | | | |
| SPRINGSIDE REHABILITATION AND SKILLED CARE CENTER | PITTSFIELD | | | | | |
| ST FRANCIS REHABILITATION & NURSING CENTER | WORCESTER | | | | | |
| ST JOSEPH MANOR HEALTH CARE INC | BROCKTON | | | | | |
| ST JOSEPH REHAB & NURSING CARE CENTER | BOSTON | | | | | |
| ST MARY HEALTH CARE CENTER | WORCESTER | | | | | |

















































Note: the MassHealth Infection Control Audit findings previously found on this page are no longer being conducted. These audits have been replaced by Infection Control Survey findings conducted by DPH on behalf of CMS.

CMS Infection Control Surveys Conducted at Nursing Homes

| | | | | | | |
|---|------------------|---|---|---|---|---|
| ST PATRICK'S MANOR | FRAMINGHAM | ● | ● | ● | ● | ● |
| STERLING VILLAGE | STERLING | ● | ● | ● | ● | ● |
| STONE REHABILITATION AND SENIOR LIVING | NEWTON | ● | | | | |
| STONEHEDGE HEALTH CARE CENTER | BOSTON | ● | ● | ● | ● | |
| SUDBURY PINES EXTENDED CARE | SUDBURY | ● | ● | ● | | |
| SUNNY ACRES NURSING HOME | CHELMSFORD | ● | ● | ● | ● | ● |
| SUTTON HILL CENTER | NORTH ANDOVER | ● | ● | ● | ● | ● |
| THOMAS UPHAM HOUSE | MEDFIELD | ● | ● | ● | | |
| TIMBERLYN HEIGHTS NURSING AND REHABILITATION | GREAT BARRINGTON | ● | ● | ● | | |
| TIMOTHY DANIELS HOUSE | HOLLISTON | ● | ● | ● | ● | ● |
| TOWN AND COUNTRY HEALTH CARE CENTER | LOWELL | ● | ● | ● | ● | ● |
| TREMONT HEALTH CARE CENTER | WAREHAM | ● | ● | ● | ● | |
| TWIN OAKS CENTER | DANVERS | ● | ● | | | |
| VERO HEALTH & REHAB OF AMESBURY | AMESBURY | ● | ● | ● | ● | |
| VERO HEALTH & REHAB OF HAMPDEN | HAMPDEN | ● | ● | ● | ● | ● |
| VERO HEALTH & REHAB OF REVERE | REVERE | ● | ● | ● | ● | ● |
| VERO HEALTH & REHAB OF SOUTH HADLEY | SOUTH HADLEY | ● | ● | ● | ● | ● |
| VERO HEALTH & REHAB OF WATERTOWN | WATERTOWN | ● | ● | ● | ● | ● |
| VERO HEALTH & REHAB OF WILBRAHAM | WILBRAHAM | ● | ● | ● | ● | ● |
| VERO HEALTH & REHAB OF WORCESTER | WORCESTER | ● | ● | ● | ● | ● |
| VICTORIA HAVEN NURSING FACILITY | NORWOOD | ● | | | | |
| VNA SENIOR LIVING - HIGHLAND AVENUE CAMPUS | SOMERVILLE | ● | ● | ● | ● | |
| WACHUSETT MANOR | GARDNER | ● | ● | | | |
| WAKEFIELD CENTER | WAKEFIELD | ● | ● | ● | ● | ● |
| WALPOLE HEALTHCARE | WALPOLE | ● | ● | | | |
| WAREHAM HEALTHCARE | WAREHAM | ● | ● | ● | ● | ● |
| WATERVIEW LODGE LLC, REHABILITATION & HEALTHCARE | ASHLAND | ● | ● | ● | ● | ● |
| WEBSTER MANOR REHABILITATION & HEALTH CARE CENTER | WEBSTER | ● | ● | ● | ● | ● |
| WEBSTER PARK REHABILITATION AND HEALTHCARE CENTER | ROCKLAND | ● | ● | ● | | |
| WEDGEMERE HEALTHCARE | TAUNTON | ● | ● | | | |
| WEST NEWTON HEALTHCARE | NEWTON | ● | ● | | | |
| WEST ROXBURY HEALTH & REHABILITATION CENTER | BOSTON | ● | ● | ● | ● | |
| WEST SIDE HOUSE LTC FACILITY | WORCESTER | ● | ● | ● | ● | ● |
| WESTBOROUGH HEALTHCARE | WESTBOROUGH | ● | ● | | | |
| WESTFIELD CENTER | WESTFIELD | ● | ● | ● | ● | ● |
| WESTFIELD GARDENS NURSING AND REHAB | WESTFIELD | ● | ● | ● | ● | ● |
| WESTFORD HOUSE | WESTFORD | ● | ● | ● | ● | ● |
| WHITTIER BRADFORD TRANSITIONAL CARE UNIT | HAVERHILL | ● | ● | ● | ● | ● |
| WHITTIER WESTBOROUGH TRANSITIONAL CARE UNIT | WESTBOROUGH | ● | ● | ● | ● | ● |
| WILLIAMSTOWN COMMONS NURSING & REHAB | WILLIAMSTOWN | ● | ● | ● | | |
| WILLIMANSETT CENTER EAST | CHICOPEE | ● | ● | ● | ● | ● |

Note: the MassHealth Infection Control Audit findings previously found on this page are no longer being conducted. These audits have been replaced by Infection Control Survey findings conducted by DPH on behalf of CMS.

CMS Infection Control Surveys Conducted at Nursing Homes

| | | | | | | |
|---|------------|---|---|---|---|---|
| WILLIMANSETT CENTER WEST | CHICOPEE |  |  |  |  |  |
| WILLOW MANOR | LOWELL |  |  |  |  | |
| WILMINGTON REHAB CENTER | WILMINGTON |  |  | | | |
| WINCHESTER NURSING CENTER, INC | WINCHESTER |  |  |  |  |  |
| WINDEMERE NURSING & REHAB CTR ON MARTHAS VINEYARD | OAK BLUFFS |  |  | | | |
| WINDSOR NURSING & RETIREMENT HOME | YARMOUTH |  |  |  |  |  |
| WINGATE AT CHESTNUT HILL | BROOKLINE |  |  |  | | |
| WINGATE AT HARWICH | HARWICH |  |  |  |  |  |
| WINGATE AT HAVERHILL | HAVERHILL |  |  |  |  |  |
| WINGATE AT NEEDHAM | NEEDHAM |  |  |  |  |  |
| WINGATE AT SILVER LAKE | KINGSTON |  |  |  |  |  |
| WOBBURN NURSING CENTER, INC | WOBBURN |  |  |  |  | |
| WORCESTER REHABILITATION & HEALTH CARE CENTER | WORCESTER |  |  |  |  |  |

Note: the MassHealth Infection Control Audit findings previously found on this page are no longer being conducted. These audits have been replaced by Infection Control Survey findings conducted by DPH on behalf of CMS.



Massachusetts Department of Public Health COVID-19 Dashboard - COVID Cases in Assisted Living Residences (1/5)

Thursday, May 27, 2021

Cumulative data collected as of 5/27/2021 8:00am

| Facility | County | Maximum Capacity | Number of Confirmed Cases* | Facility | County | Maximum Capacity | Number of Confirmed Cases* |
|--|-------------------|------------------|----------------------------|---|-------------------|------------------|----------------------------|
| Adelaide of Newton Centre | Middlesex County | 61 | >30 | Benchmark Senior Living at Clapboardtree | Norfolk County | 115 | 11-30 |
| All American Assisted Living at Hanson | Plymouth County | 96 | >30 | Benchmark Senior Living at Forge Hill | Norfolk County | 109 | >30 |
| All American Assisted Living at Raynham | Bristol County | 112 | >30 | Benchmark Senior Living at Robbins Brook | Middlesex County | 89 | >30 |
| All American Assisted Living at Wareham | Plymouth County | 112 | >30 | Benchmark Senior Living at The Commons in Lincoln | Middlesex County | 81 | >30 |
| All American Assisted Living at Wrentham | Norfolk County | 122 | >30 | Benchmark Senior Living at Woburn | Middlesex County | 97 | >30 |
| Allerton House at Central Park | Norfolk County | 109 | >30 | Bertram House of Swampscott | Essex County | 70 | 11-30 |
| Allerton House at Harbor Park | Plymouth County | 78 | 11-30 | Bethany Homes - Merrivista | Essex County | 33 | 1-10 |
| Allerton House at Proprietors Green | Plymouth County | 110 | >30 | Billerica Crossings | Middlesex County | 78 | 11-30 |
| Allerton House at The Village at Duxbury | Plymouth County | 36 | 11-30 | Blaire House at Tewksbury Assisted Living | Middlesex County | 35 | 11-30 |
| American Inn at Sawmill Park | Hampden County | 18 | 1-10 | Blaire House of Milford | Worcester County | 50 | 11-30 |
| Armbrook Assisted Living | Hampden County | 84 | >30 | Bridges by EPOCH at Andover | Essex County | 72 | 11-30 |
| Artis Senior Living of Lexington | Middlesex County | 72 | 11-30 | Bridges by EPOCH at Hingham | Plymouth County | 54 | 1-10 |
| Artis Senior Living of Reading | Middlesex County | 64 | >30 | Bridges by EPOCH at Mashpee | Barnstable County | 60 | 11-30 |
| Artisan at Hudson | Middlesex County | 100 | 1-10 | Bridges by EPOCH at Pembroke | Plymouth County | 54 | >30 |
| Ashland Farms at North Andover | Essex County | 101 | >30 | Bridges by EPOCH at Sudbury | Middlesex County | 54 | >30 |
| Assisted Living Center of Salisbury | Essex County | 30 | 1-10 | Bridges by EPOCH at Westford | Middlesex County | 56 | >30 |
| Atria Draper Place | Worcester County | 70 | 11-30 | Bridges by EPOCH at Westwood | Norfolk County | 72 | >30 |
| Atria Fairhaven | Bristol County | 91 | >30 | Brigham House | Middlesex County | 62 | 11-30 |
| Atria Longmeadow Place | Middlesex County | 114 | 11-30 | Brightview Arlington | Middlesex County | 93 | >30 |
| Atria Maplewood Place | Middlesex County | 105 | 11-30 | Brightview Canton | Norfolk County | 69 | >30 |
| Atria Marina Place | Norfolk County | 130 | >30 | Brightview Concord River | Middlesex County | 93 | >30 |
| Atria Marland Place | Essex County | 136 | >30 | Brightview Danvers | Essex County | 84 | 11-30 |
| Atria Merrimack Place | Essex County | 139 | 11-30 | Brightview of North Andover | Essex County | 123 | >30 |
| Atria Woodbriar Park | Barnstable County | 108 | >30 | Brightview Wakefield | Middlesex County | 117 | >30 |
| Atria Woodbriar Place | Barnstable County | 149 | 11-30 | Broadview | Worcester County | 63 | >30 |
| Atrium at Cardinal Drive | Hampden County | 56 | 1-10 | Brookdale Attleboro | Bristol County | 151 | 11-30 |
| Atrium at Drum Hill | Middlesex County | 56 | >30 | Brookdale Cape Cod | Barnstable County | 118 | 11-30 |
| Atrium at Faxon Woods | Norfolk County | 60 | 11-30 | Brookdale Cushing Park | Middlesex County | 116 | >30 |
| Atrium at Veronica Drive | Essex County | 62 | >30 | Brookdale Eddy Pond East | Worcester County | 80 | 1-10 |
| Autumn Glen at Dartmouth | Bristol County | 87 | 11-30 | Brookdale Eddy Pond West | Worcester County | 111 | 11-30 |
| Avita of Needham | Norfolk County | 70 | 11-30 | Brookdale Quincy Bay | Norfolk County | 150 | 11-30 |
| Avita of Newburyport | Essex County | 76 | >30 | Brookside at Regency | Barnstable County | 31 | 1-10 |
| Bayberry at Emerald Court | Middlesex County | 119 | 1-10 | Cadbury Commons | Middlesex County | 80 | >30 |

Data Source: Self-Reported Data from ALRs to Office of Elder Affairs; * Includes staff and residents; Note: This list includes all Assisted Living Residences and their reported COVID-19 cases to date (staff and residents). The number of cases for a facility relies on the amount of testing conducted; facilities not included on this may have COVID-19 cases that have not yet been identified. Some facilities have tested some or all residents only; some have also tested staff. A low number of cases may reflect that not all residents and staff have not been tested, not necessarily low prevalence.



Massachusetts Department of Public Health COVID-19 Dashboard - COVID Cases in Assisted Living Residences (2/5)

Thursday, May 27, 2021

Cumulative data collected as of 5/27/2021 8:00am

| Facility | County | Maximum Capacity | Number of Confirmed Cases* | Facility | County | Maximum Capacity | Number of Confirmed Cases* |
|--|-------------------|------------------|----------------------------|--|-------------------|------------------|----------------------------|
| Cambridge Homes | Middlesex County | 44 | 11-30 | Fenno House | Norfolk County | 53 | 1-10 |
| Cape Cod Senior Residences at Pocasset | Barnstable County | 60 | >30 | Fieldstone at The Overlook | Worcester County | 17 | 1-10 |
| Carmel Terrace | Middlesex County | 76 | 11-30 | Florence & Chafetz Home for Specialized Care | Suffolk County | 36 | 1-10 |
| Carriage House at Lee's Farm | Middlesex County | 63 | >30 | Forestdale Park Assisted Living | Middlesex County | 59 | >30 |
| Cedarbrook Village | Hampshire County | 97 | 1-10 | Gabriel House of Fall River | Bristol County | 110 | >30 |
| Chelmsford Crossings | Middlesex County | 74 | 11-30 | Gardens at Newbury Court | Middlesex County | 29 | 1-10 |
| Chestnut Knoll at Glenmeadow | Hampden County | 34 | >30 | Gery & Emil Eisenberg Residence | Worcester County | 80 | >30 |
| Chestnut Park at Cleveland Circle | Suffolk County | 88 | >30 | Giving Tree Senior Living LLC | Middlesex County | 54 | 0 |
| Christopher Heights of Attleboro | Bristol County | 81 | 11-30 | Glen at Grove Manor | Norfolk County | 20 | 1-10 |
| Christopher Heights of Belchertown | Hampshire County | 95 | >30 | Goddard House | Norfolk County | 119 | >30 |
| Christopher Heights of Marlborough | Middlesex County | 95 | 1-10 | Golden Pond Assisted Living | Middlesex County | 209 | >30 |
| Christopher Heights of Northampton | Hampshire County | 97 | 11-30 | Grace Morgan House | Essex County | 26 | 1-10 |
| Christopher Heights of Webster | Worcester County | 83 | 1-10 | Grove Manor Estates | Norfolk County | 70 | >30 |
| Christopher Heights of Worcester | Worcester County | 80 | >30 | Hampton Suites at Southgate | Worcester County | 117 | 11-30 |
| Clifton Assisted Living Community | Bristol County | 66 | 11-30 | Harbor Point at Centerville | Barnstable County | 68 | >30 |
| Cohen Florence Levine Estates | Suffolk County | 69 | 1-10 | Harriett and Ralph Kaplan Estates | Essex County | 133 | >30 |
| Coleman House | Worcester County | 22 | 11-30 | Haverhill Crossings | Essex County | 109 | >30 |
| Compass on the Bay | Suffolk County | 55 | >30 | Hearthstone at Choate | Middlesex County | 25 | 11-30 |
| Concord Park | Middlesex County | 86 | >30 | Hearthstone at New Horizons | Middlesex County | 45 | >30 |
| Connemara Senior Living Campello | Plymouth County | 109 | 1-10 | Heights Crossing | Plymouth County | 107 | >30 |
| Corcoran House | Worcester County | 42 | 1-10 | Henrietta Brewer House | Dukes County | 14 | 0 |
| Cornerstone at Canton | Norfolk County | 92 | >30 | Heritage at Falmouth | Barnstable County | 56 | 1-10 |
| Cornerstone at Milford | Worcester County | 90 | >30 | Heritage at Framingham | Middlesex County | 102 | >30 |
| Country Club Heights | Middlesex County | 107 | >30 | Heritage Woods | Hampden County | 1115 | 11-30 |
| Davis Manor | Worcester County | 11 | 1-10 | Herrick House | Essex County | 90 | >30 |
| Decatur House | Barnstable County | 28 | 11-30 | Heywood Wakefield Commons | Worcester County | 80 | 1-10 |
| Du Charme Estates Ltd. | Worcester County | 18 | 1-10 | John Bertram House | Essex County | 27 | 11-30 |
| Duxbury House at The Village Memory Care Residence | Plymouth County | 24 | 1-10 | Keystone Commons | Hampden County | 65 | >30 |
| East Village Place | Hampden County | 77 | 11-30 | Keystone Place at Buzzards Bay | Barnstable County | 102 | 11-30 |
| Edelweiss Village | Suffolk County | 65 | 1-10 | Landmark at Fall River | Bristol County | 91 | 11-30 |
| Elizabeth Calsey House | Essex County | 14 | 1-10 | Landmark at Longwood | Suffolk County | 107 | 11-30 |
| Elizabeth Calsey House at Lions Mouth Road | Essex County | 26 | 11-30 | Landmark at Monastery Heights | Hampden County | 120 | 11-30 |
| Evans Park at Newton Corner | Middlesex County | 115 | 11-30 | Landmark at Ocean View | Essex County | 91 | >30 |

Data Source: Self-Reported Data from ALRs to Office of Elder Affairs; * Includes staff and residents; Note: This list includes all Assisted Living Residences and their reported COVID-19 cases to date (staff and residents). The number of cases for a facility relies on the amount of testing conducted; facilities not included on this may have COVID-19 cases that have not yet been identified. Some facilities have tested some or all residents only; some have also tested staff. A low number of cases may reflect that not all residents and staff have not been tested, not necessarily low prevalence.



Massachusetts Department of Public Health COVID-19 Dashboard - COVID Cases in Assisted Living Residences (3/5)

Thursday, May 27, 2021

Cumulative data collected as of 5/27/2021 8:00am

| Facility ▲ | County | Maximum Capacity | Number of Confirmed Cases* | Facility ▲ | County | Maximum Capacity | Number of Confirmed Cases* |
|---|-------------------|------------------|----------------------------|---|------------------|------------------|----------------------------|
| Laurel Ridge | Berkshire County | 11 | 0 | Putnam Farm at Danvers | Essex County | 84 | >30 |
| Laurelwood at The Pinehills | Plymouth County | 83 | >30 | River Mills Assisted Living at Chicopee Falls | Hampden County | 109 | 1-10 |
| Laurentide at Mashpee Commons | Barnstable County | 82 | 11-30 | RiverCourt Residences | Middlesex County | 66 | 11-30 |
| Leominster Crossings | Worcester County | 82 | >30 | Robbie's Place | Middlesex County | 22 | 1-10 |
| Life Care Center of Stoneham | Middlesex County | 18 | 11-30 | Rockridge Retirement Community | Hampshire County | 68 | 1-10 |
| Linda Manor Assisted Living | Hampshire County | 92 | 1-10 | Rogerson House | Suffolk County | 68 | 11-30 |
| Loomis Lakeside at Reeds Landing | Hampden County | 15 | 11-30 | Rosewood Homestyle Assisted Living | Berkshire County | 28 | 11-30 |
| Loomis Village | Hampshire County | 21 | 0 | Ruggles Assisted Living | Suffolk County | 43 | 11-30 |
| Manor on the Hill | Worcester County | 92 | >30 | Ruth's House | Hampden County | 82 | 11-30 |
| Maplewood at Brewster | Barnstable County | 153 | >30 | Sarawood | Hampden County | 28 | 1-10 |
| Maplewood at Mayflower Place | Barnstable County | 45 | 11-30 | Scandinavian Living Center | Middlesex County | 40 | 11-30 |
| Maplewood at Weston | Middlesex County | 130 | 11-30 | Seasons of Danvers | Essex County | 55 | >30 |
| Marguerite's House | Essex County | 106 | 11-30 | Shrewsbury Crossings | Worcester County | 74 | 11-30 |
| Mary Ann Morse at Heritage | Middlesex County | 102 | 0 | Side By Side | Berkshire County | 45 | 0 |
| Mason Wright Assisted Living | Hampden County | 99 | >30 | Side by Side Assisted Living Residence Veterans Annex | Berkshire County | 20 | 0 |
| Methuen Village at Riverwalk Park | Essex County | 95 | >30 | Springhouse | Suffolk County | 85 | 11-30 |
| Mill Hill Residence | Barnstable County | 79 | >30 | Stafford Hill Assisted Living | Plymouth County | 89 | >30 |
| Nashoba Park | Middlesex County | 73 | >30 | Standish Village at Lower Mills | Suffolk County | 108 | >30 |
| Neville Place | Middlesex County | 73 | 1-10 | Stone Hill at Andover | Essex County | 109 | 1-10 |
| New Horizons at Choate | Middlesex County | 40 | 11-30 | Stonebridge at Burlington | Middlesex County | 119 | 1-10 |
| New Horizons at Marlborough | Middlesex County | 200 | 11-30 | Sugar Hill | Berkshire County | 49 | 11-30 |
| New Pond Village | Norfolk County | 34 | 11-30 | Sunny Acres - Legacy Care | Middlesex County | 12 | 11-30 |
| NewBridge on the Charles | Norfolk County | 94 | 11-30 | Sunrise at Gardner Park | Essex County | 62 | >30 |
| Notre Dame du Lac | Worcester County | 166 | >30 | Sunrise of Arlington | Middlesex County | 95 | >30 |
| Orchard Hill | Middlesex County | 80 | 11-30 | Sunrise of Braintree | Norfolk County | 79 | >30 |
| Orchard Valley of Wilbraham | Hampden County | 66 | >30 | Sunrise of Burlington | Middlesex County | 126 | >30 |
| Pine Hill at Kimball Farms | Berkshire County | 74 | 11-30 | Sunrise of Cohasset | Norfolk County | 79 | 11-30 |
| Pleasant Bay of Brewster Assisted Living Center | Barnstable County | 59 | 0 | Sunrise of Leominster | Worcester County | 85 | 11-30 |
| Plymouth Crossings | Plymouth County | 70 | >30 | Sunrise of Lynnfield | Essex County | 94 | >30 |
| Prospect House | Suffolk County | 116 | >30 | Sunrise of Newton | Middlesex County | 0 | 1-10 |
| Prosper at Fall River | Bristol County | 91 | 1-10 | Sunrise of Norwood | Norfolk County | 88 | >30 |
| Prosper at Monestary Heights | Hampden County | 120 | 0 | Sunrise of Plymouth Beach | Plymouth County | 102 | 11-30 |
| Providence House | Suffolk County | 139 | >30 | Sunrise of Wayland | Middlesex County | 74 | 11-30 |

Data Source: Self-Reported Data from ALRs to Office of Elder Affairs; * Includes staff and residents; Note: This list includes all Assisted Living Residences and their reported COVID-19 cases to date (staff and residents). The number of cases for a facility relies on the amount of testing conducted; facilities not included on this may have COVID-19 cases that have not yet been identified. Some facilities have tested some or all residents only; some have also tested staff. A low number of cases may reflect that not all residents and staff have not been tested, not necessarily low prevalence.



Massachusetts Department of Public Health COVID-19 Dashboard - COVID Cases in Assisted Living Residences (4/5)

Thursday, May 27, 2021
Cumulative data collected as of 5/27/2021 8:00am

| Facility | County | Maximum Capacity | Number of Confirmed Cases* | Facility | County | Maximum Capacity | Number of Confirmed Cases* |
|--|------------------|------------------|----------------------------|-------------------------------------|-------------------|------------------|----------------------------|
| ▲ | | | | ▲ | | | |
| Sunrise of Weston | Middlesex County | 34 | 1-10 | The Residence at Melrose Station | Middlesex County | 92 | 11-30 |
| Susan Bailis Assisted Living Community | Suffolk County | 136 | 11-30 | The Residence at Orchard Grove | Worcester County | 60 | 11-30 |
| Swan Brook | Bristol County | 29 | 1-10 | The Residence at Pearl Street | Middlesex County | 89 | >30 |
| Tatnuck Park at Worcester | Worcester County | 83 | >30 | The Residence at Penniman Hill | Plymouth County | 92 | 1-10 |
| The Arbors at Amherst | Hampshire County | 86 | 11-30 | The Residence at Riverbend | Essex County | 83 | 1-10 |
| The Arbors at Chicopee | Hampden County | 92 | 1-10 | The Residence at Valley Farm | Middlesex County | 82 | 11-30 |
| The Arbors at Dracut | Middlesex County | 84 | 11-30 | The Residence at Vinnin Square | Essex County | 88 | 11-30 |
| The Arbors at Greenfield | Franklin County | 76 | 1-10 | The Residence at Watertown Square | Middlesex County | 95 | 11-30 |
| The Arbors at Stoneham | Middlesex County | 89 | 11-30 | The Residences at Sherburne Commons | Nantucket County | 54 | 1-10 |
| The Arbors at Stoughton | Norfolk County | 91 | >30 | The Rubin Home Assisted Living | Essex County | 16 | 1-10 |
| The Arbors at Taunton | Bristol County | 87 | >30 | The Saab Residence | Middlesex County | 62 | 11-30 |
| The Arbors at Westfield | Hampden County | 90 | 11-30 | The Wellington at Springfield | Hampden County | 108 | 1-10 |
| The Assisted Living Residences at Hancock Park | Norfolk County | 42 | 0 | The Woodlands Inn at Edgewood | Essex County | 40 | 1-10 |
| The Branches of Framingham | Middlesex County | 104 | 1-10 | Thirwood Place | Barnstable County | 95 | 1-10 |
| The Branches of Marlboro | Middlesex County | 104 | 11-30 | Traditions of Dedham | Norfolk County | 96 | 1-10 |
| The Branches of North Attleboro | Bristol County | 104 | >30 | Traditions of Wayland | Middlesex County | 81 | >30 |
| The Cottages at Dartmouth Village | Bristol County | 94 | 11-30 | Victorian Health of Chatham | Barnstable County | 40 | 1-10 |
| The Elms at Briarwood | Worcester County | 34 | 1-10 | Village at Willow Crossings | Bristol County | 118 | >30 |
| The Enclave of Franklin | Norfolk County | 96 | >30 | Visiting Nurse Assisted Living | Middlesex County | 97 | 1-10 |
| The Evergreens | Worcester County | 12 | 1-10 | Waltham Crossings | Middlesex County | 112 | >30 |
| The Falls at Cordingly Dam | Middlesex County | 93 | >30 | Waterstone at Wellesley | Norfolk County | 52 | 11-30 |
| The Gables at Winchester | Middlesex County | 141 | >30 | Whaler's Cove | Bristol County | 130 | 1-10 |
| The Gables of Fitchburg | Worcester County | 70 | 1-10 | Whitcomb House | Worcester County | 87 | >30 |
| The Inn at Silver Lake | Plymouth County | 93 | 11-30 | White Oak Cottages | Norfolk County | 24 | 11-30 |
| The Landing at Laurel Lake | Berkshire County | 80 | 11-30 | Whitney Place at Natick | Middlesex County | 106 | 11-30 |
| The Linden at Danvers | Essex County | 116 | >30 | Whitney Place at Northborough | Worcester County | 83 | >30 |
| The Linden at Dedham | Norfolk County | 113 | 11-30 | Whitney Place at Northbridge | Worcester County | 30 | 1-10 |
| The Parc at Harbor View Senior Living | Suffolk County | 73 | 1-10 | Whitney Place at Sharon | Norfolk County | 91 | >30 |
| The Reserve at East Longmeadow | Hampden County | 126 | 1-10 | Whitney Place at Westborough | Worcester County | 85 | 1-10 |
| The Residence at Cedar Dell | Bristol County | 80 | >30 | Whitney Suites at Westborough | Worcester County | 43 | >30 |
| The Residence at Five Corners | Bristol County | 90 | 11-30 | Winchester Mount Vernon House | Middlesex County | 17 | 1-10 |
| The Residence at Freeman Lake | Middlesex County | 85 | >30 | Windrose at Weymouth | Norfolk County | 53 | >30 |
| The Residence at Great Woods | Bristol County | 82 | 0 | Windrose at Woburn | Middlesex County | 33 | 11-30 |

Data Source: Self-Reported Data from ALRs to Office of Elder Affairs; * Includes staff and residents; Note: This list includes all Assisted Living Residences and their reported COVID-19 cases to date (staff and residents). The number of cases for a facility relies on the amount of testing conducted; facilities not included on this may have COVID-19 cases that have not yet been identified. Some facilities have tested some or all residents only; some have also tested staff. A low number of cases may reflect that not all residents and staff have not been tested, not necessarily low prevalence.



Massachusetts Department of Public Health COVID-19 Dashboard - COVID Cases in Assisted Living Residences (5/5)

Thursday, May 27, 2021

Cumulative data collected as of 5/27/2021 8:00am

| Facility | County | Maximum Capacity | Number of Confirmed Cases* |
|---|-------------------|------------------|----------------------------|
| Windsor Place of Wilmington | Middlesex County | 101 | 11-30 |
| Wingate Residences at Boylston Place | Norfolk County | 48 | 1-10 |
| Wingate Residences at Haverhill | Essex County | 69 | 11-30 |
| Wingate Residences at Melbourne | Berkshire County | 124 | >30 |
| Wingate Residences at Needham | Norfolk County | 101 | >30 |
| Wingate Residences at Norton | Bristol County | 82 | 1-10 |
| Winter Valley Residences | Norfolk County | 17 | 1-10 |
| Wood Haven Senior Living | Middlesex County | 58 | >30 |
| Woodbridge Assisted Living at The Cottages of Southwick | Hampden County | 18 | 1-10 |
| Woodlands at Pleasant Bay | Barnstable County | 59 | 0 |
| Youville House Assisted Living Residence, Inc. | Middlesex County | 143 | 11-30 |
| Youville Place | Middlesex County | 101 | >30 |
| Zelma Lacey House | Suffolk County | 83 | 1-10 |

Data Source: Self-Reported Data from ALRs to Office of Elder Affairs; * Includes staff and residents; Note: This list includes all Assisted Living Residences and their reported COVID-19 cases to date (staff and residents). The number of cases for a facility relies on the amount of testing conducted; facilities not included on this may have COVID-19 cases that have not yet been identified. Some facilities have tested some or all residents only; some have also tested staff. A low number of cases may reflect that not all residents and staff have not been tested, not necessarily low prevalence.