



Massachusetts Department of Public Health COVID-19 Dashboard - Thursday, January 7, 2021

Weekly COVID-19 Vaccination Report

The Weekly COVID-19 Vaccination Report includes the most currently available information on vaccines shipped and administered, as well as more granular information by geography, demographic factors, and more. This report will be posted each Thursday.



Please note: This report reflects data available in the Massachusetts Immunization Information System (MIIS) as of Tuesday at 11:59PM and is pulled every Wednesday. Due to provider reporting of administration data and data processing, data may be available in MIIS 24-48 hours or more after administration. Due to time needed for inputting shipment data, shipment data may be available in MIIS 24-48 hours or more after shipment. MIIS data are available for analysis one calendar day after they are reported to the MIIS. Data are current as of time of publication and may be subject to change in future publications as additional data are reported.

Critical definitions

Please Note: the following terms and definitions apply to COVID-19 only.

Doses administered: Doses of vaccine that have been given to people by providers.

First doses administered: Current COVID-19 vaccines require two doses for a person to become fully vaccinated. Data on "first doses" administered reflect the first dose of a two-dose vaccine series.

Second doses administered: Data on "second doses" administered reflect the second dose of a two-dose vaccine series. A "second dose" results in a person being fully vaccinated.

Total doses administered: "Total doses administered" is the combination of both "first doses" and "second doses" administered.

Doses shipped: Confirmed doses of COVID-19 vaccine that have been shipped to providers (e.g., hospitals, pharmacies, other providers).

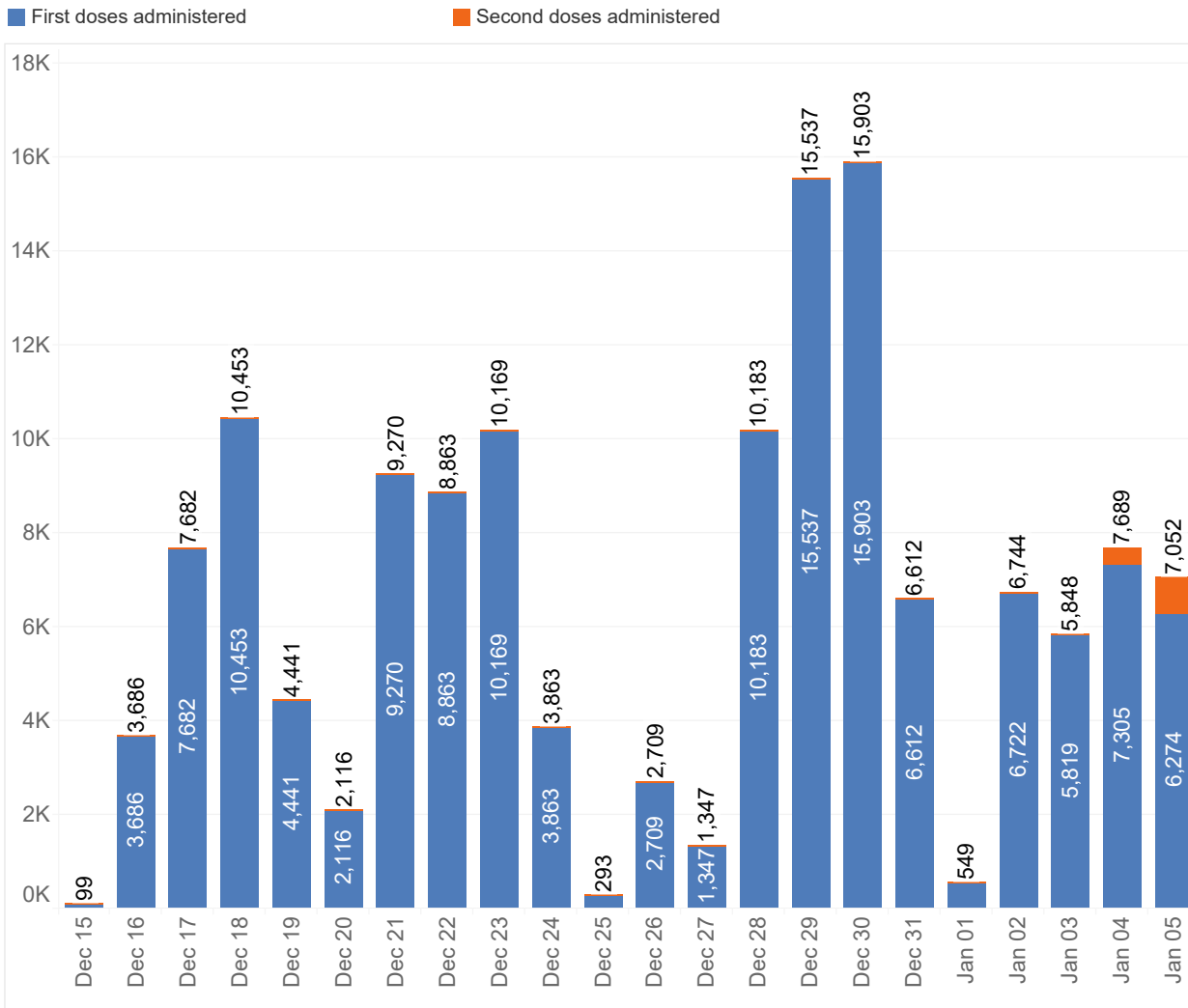
Individuals who received at least one dose: People who have received at least one dose of a COVID-19 vaccine.

Individuals who are fully vaccinated: A person is counted as fully vaccinated if they have received the number of doses required to complete the COVID-19 vaccine series (e.g., Moderna and Pfizer vaccine require two doses to complete the series).

MIIS: Immunization data from most (but not all) providers in Massachusetts are reported into the Massachusetts Immunization Information System (MIIS) through direct messages from electronic health records or direct entry by users. Due to provider reporting of administration data and data processing, data may be available in MIIS 24-48 hours or more after administration. Due to time needed for inputting shipment data, shipment data may be available in MIIS 24-48 hours or more after shipment. Data are current as of time of publication and may be subject to change in future publications as additional data are reported.

COVID-19 Vaccine Doses Administered

Data as of January 05, 2021



Vaccine summary

49,184

First doses administered in the last 7 days

139,895

Total cumulative first doses administered

1,213

Second doses administered in the last 7 days

1,213

Total cumulative second doses administered

50,397

Total doses administered in the last 7 days

141,108

Total cumulative doses administered

Change from previous 7 day period

First doses administered

▲ 12%

Second doses administered

▲ 100%

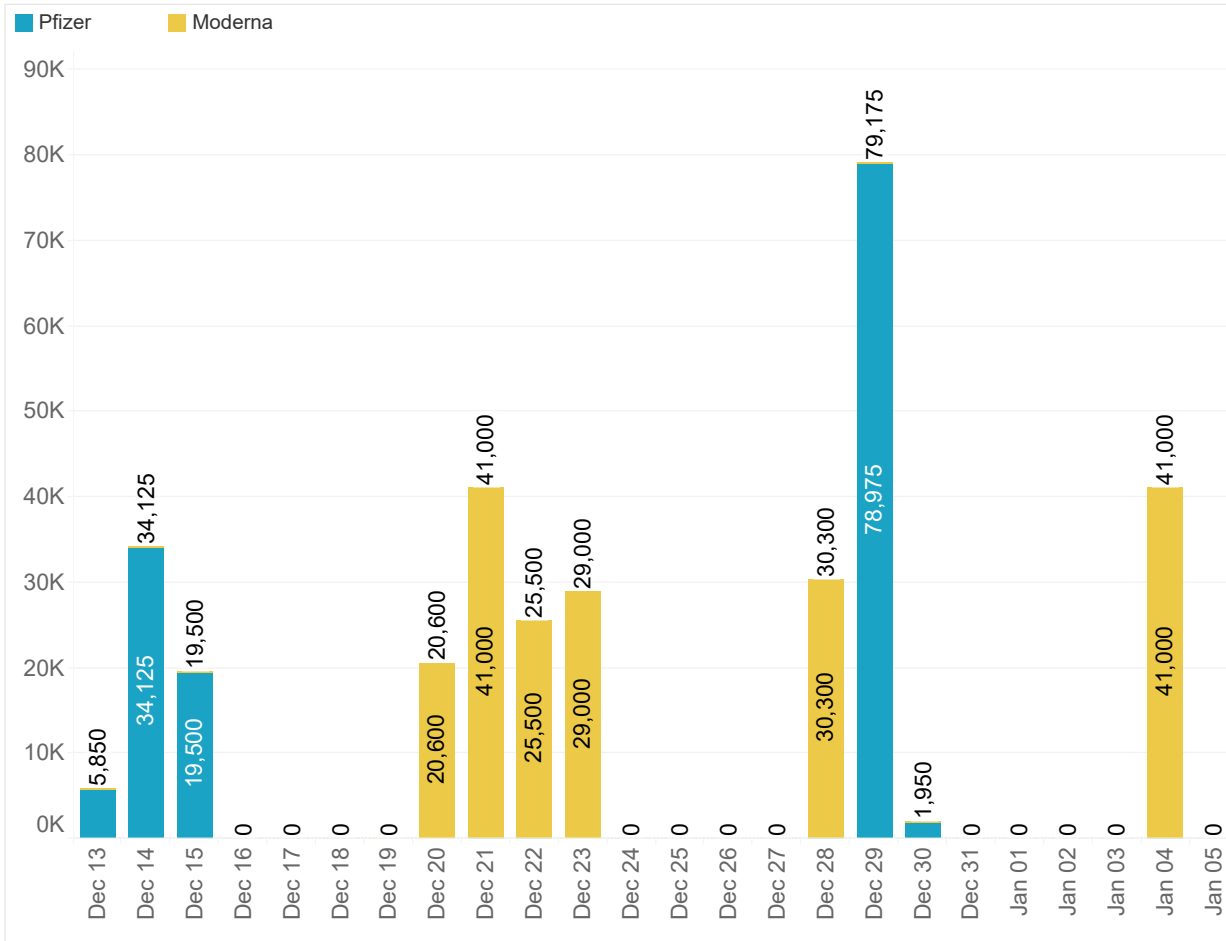
Total doses administered

▲ 14%

Note: Immunization data from most (but not all) providers in Massachusetts are reported into the Massachusetts Immunization Information System (MIIS) through direct messages from electronic health records or direct entry by users. Due to inputting and processing, it may take 24-48 hours or more for shipping or administration data to appear in MIIS. MIIS data are available for analysis one calendar day after they are reported to the MIIS. Duplicate patient records may be created when patient information is not entered consistently. Current COVID-19 vaccines require two doses for a person to become fully vaccinated. Some individuals may receive a first or second dose from a non-reporting provider and would not be reflected as fully vaccinated. Data on doses administered includes doses administered by the Federal Pharmacy Partnership for Long-term Care Program.

Doses of COVID-19 vaccine shipped to Massachusetts

Data as of January 05, 2021

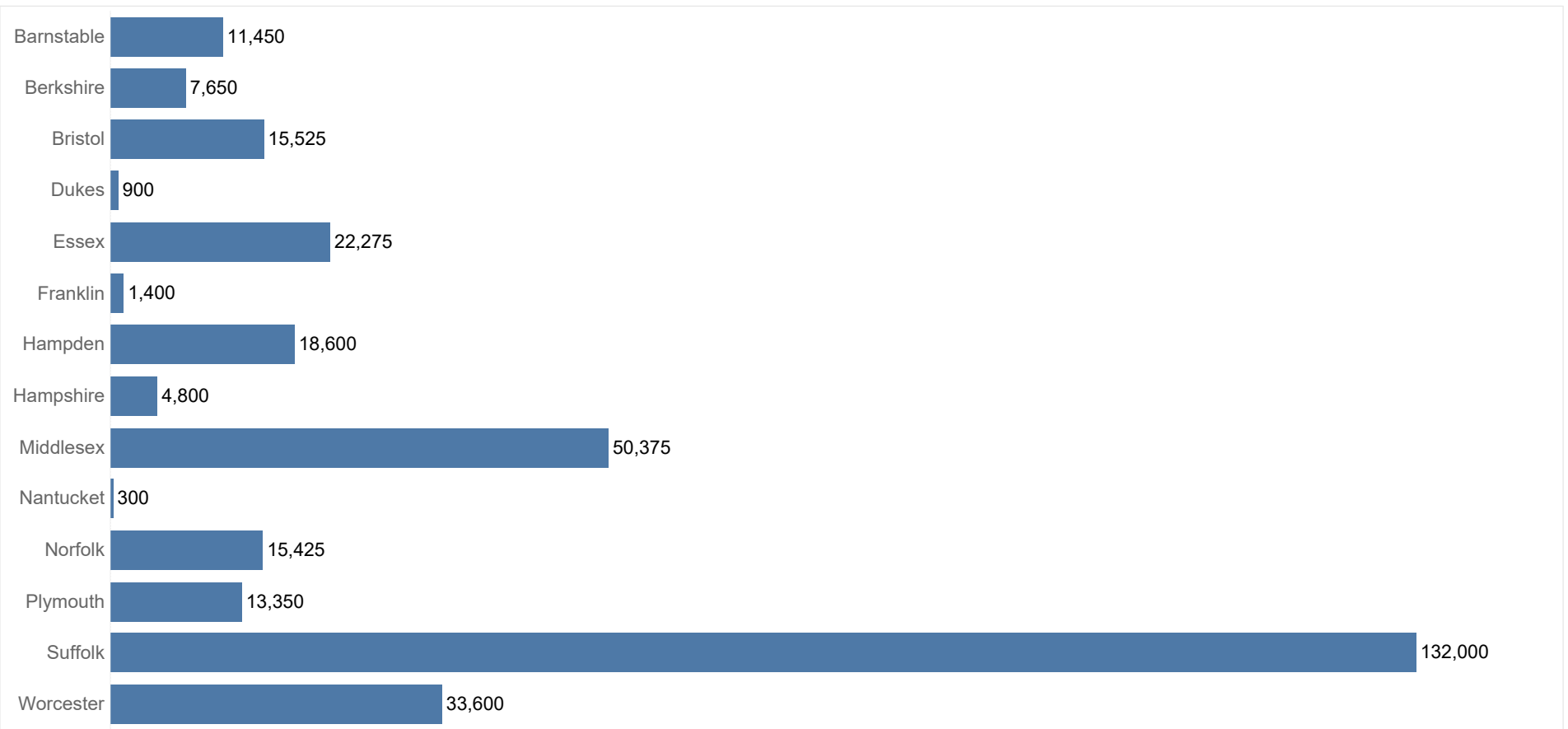


Vaccine summary		Change from previous 7 day period	
1,950	Pfizer doses shipped to MA in the last 7 days		
140,400	Pfizer cumulative doses shipped to MA	▼	-98%
41,000	Moderna doses shipped to MA in the last 7 days		
187,600	Moderna cumulative doses shipped to MA	▼	-31%
42,950	Total doses shipped to MA in the last 7 days		
328,000	Total cumulative doses shipped to MA	▼	-69%

Note: Due to inputting and processing, it may take 24-48 hours or more for shipping or administration data to appear in MIIS. MIIS data are available for analysis one calendar day after they are reported to the MIIS. Date refers to the date that vaccine was shipped to Massachusetts. Some federal facilities in MA receive vaccine from a separate federal distribution system and would not be included here. Vaccine is shipped intermittently; dates are not displayed if no vaccine was shipped. Some federal facilities in MA receive vaccine from a separate federal distribution system and would not be included here. Data on doses shipped does not include shipment data from the Federal Pharmacy Partnership for Long-term Care Program.

Cumulative COVID-19 Vaccine Doses Shipped to Massachusetts Providers by County of Provider

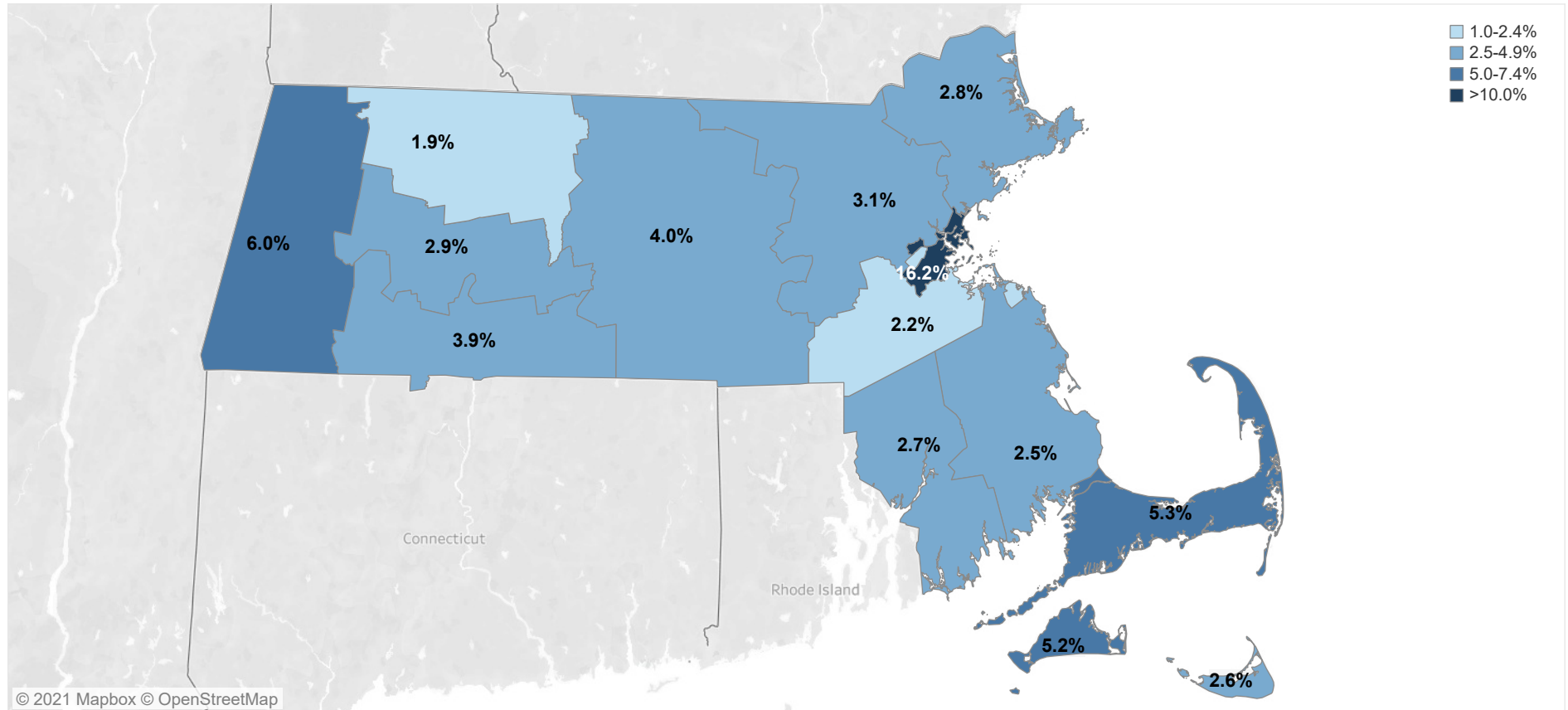
Data as of January 05, 2021



Note: Due to inputting and processing, it may take 24-48 hours or more for shipping or administration data to appear in MIIS. MIIS data are available for analysis one calendar day after they are reported to the MIIS. Providers shown are initial recipients; doses shipped to providers may be redistributed to other providers who may be in other counties. Some federal facilities in MA receive vaccine from a separate federal distribution system and would not be included here. Data on doses shipped does not include shipment data from the Federal Pharmacy Partnership for Long-term Care Program.

Cumulative COVID-19 Vaccine Doses Shipped to Massachusetts Providers by County of Provider as a Percent of County Population

Data as of January 05, 2021

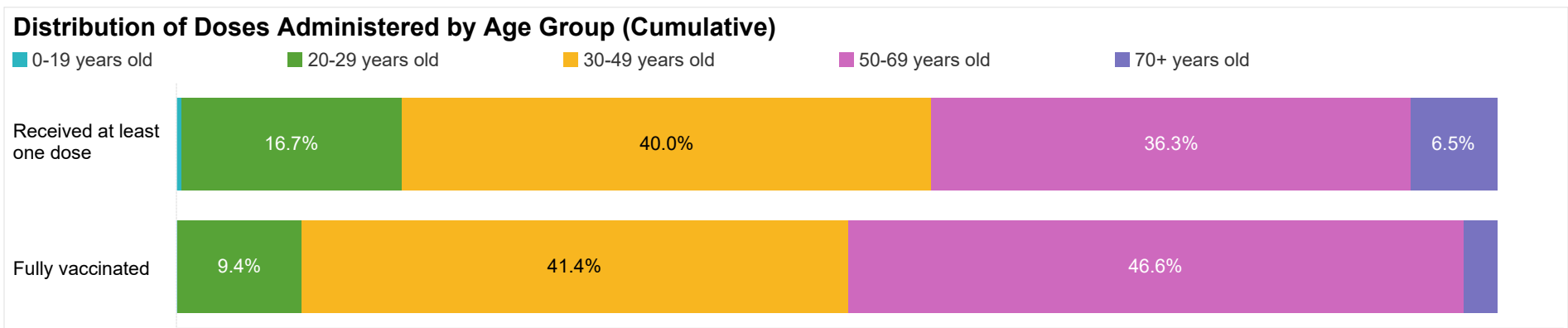
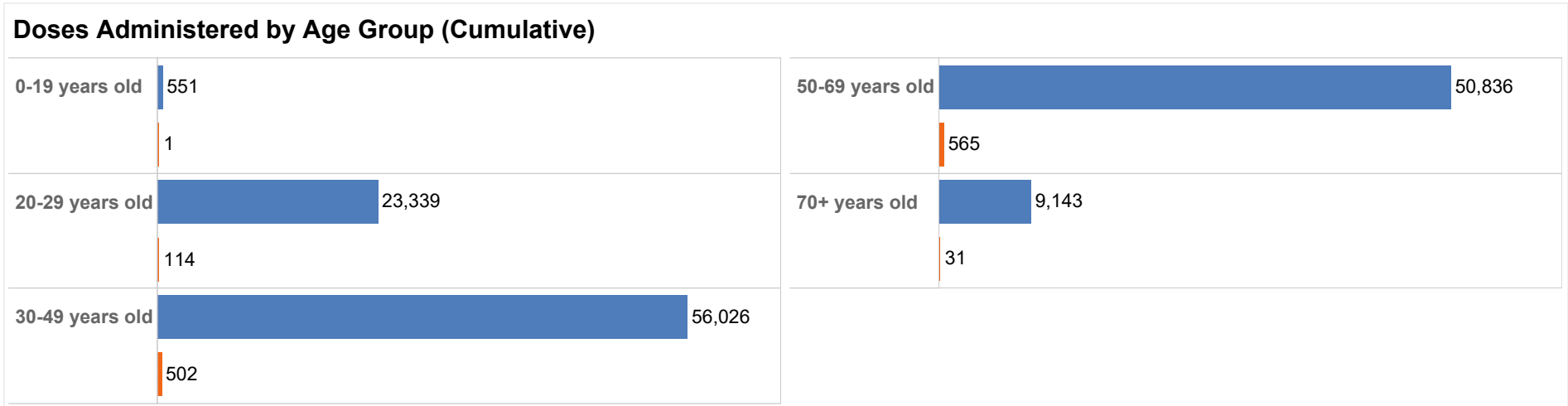


Note: Due to inputting and processing, it may take 24-48 hours or more for shipping or administration data to appear in MIIS. MIIS data are available for analysis one calendar day after they are reported to the MIIS. Providers shown are initial recipients; doses shipped to providers may be redistributed to other providers. Some federal facilities in MA receive vaccine from a separate federal distribution system and would not be included here. These proportions use 2019 Donohue population estimates. Data on doses shipped does not include shipment data from the Federal Pharmacy Partnership for Long-term Care Program.

Cumulative COVID-19 Vaccine Doses Administered by Age Group

Data as of January 05, 2021

■ Individuals who received at least one dose ■ Individuals who are fully vaccinated



Note: Immunization data from most (but not all) providers in Massachusetts are reported into the Massachusetts Immunization Information System (MIIS) through direct messages from electronic health records or direct entry by users. Due to inputting and processing, it may take 24-48 hours or more for shipping or administration data to appear in MIIS. MIIS data are available for analysis one calendar day after they are reported to the MIIS. Duplicate patient records may be created when patient information is not entered consistently. Current COVID-19 vaccines require two doses for a person to become fully vaccinated. Individuals who are fully vaccinated are also reported as individuals who received at least one dose. Some individuals may receive a first or second dose from a non-reporting provider and would not be reflected as fully vaccinated. Some individuals may change age groups between the first and second dose if their birthdays fall in between the two doses. Data on doses administered includes doses administered by the Federal Pharmacy Partnership for Long-term Care Program.

Cumulative COVID-19 Vaccine Doses Administered by Race/Ethnicity

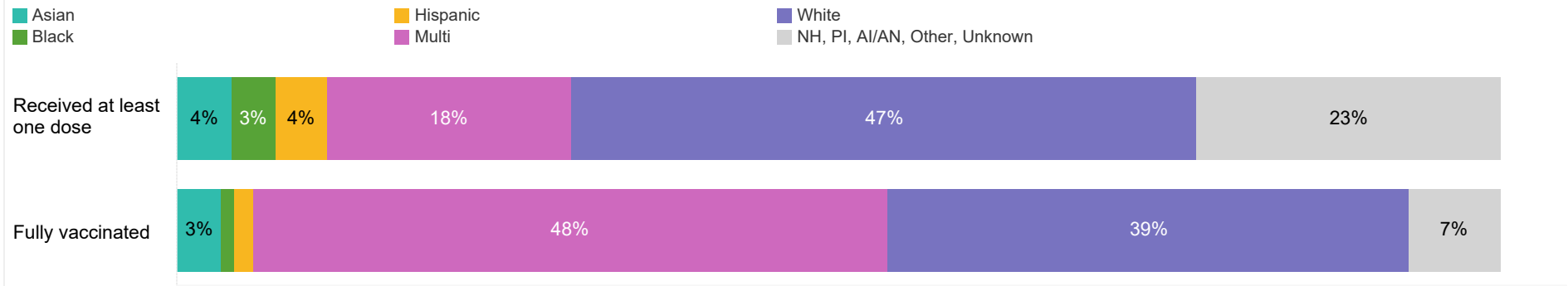
Data as of January 05, 2021

■ Individuals who received at least one dose ■ Individuals who are fully vaccinated

Doses Administered by Race/Ethnicity (Cumulative)



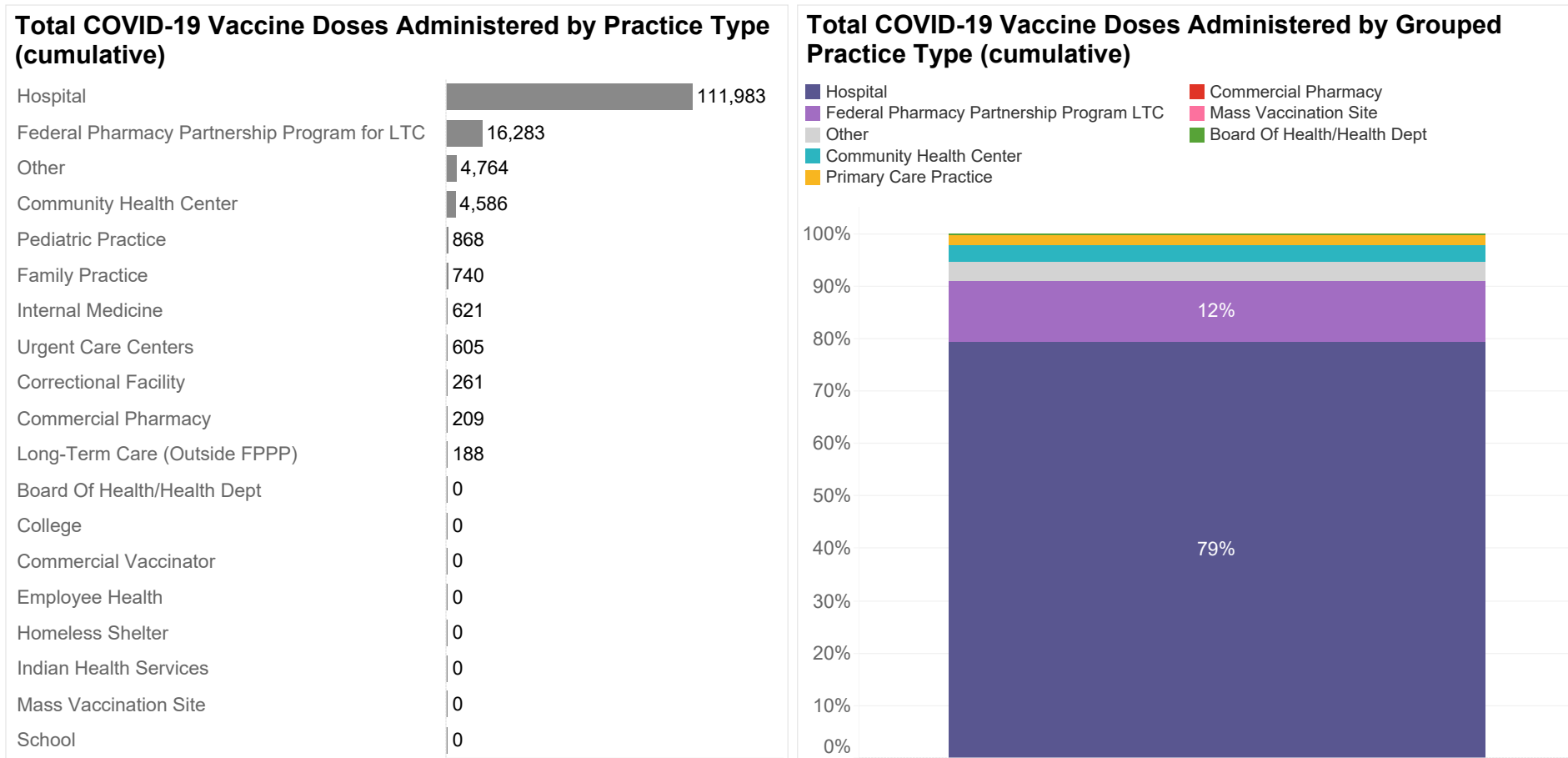
Distribution of Doses Administered by Race/Ethnicity (Cumulative)



Note: Immunization data from most (but not all) providers in Massachusetts are reported into the Massachusetts Immunization Information System (MIIS) through direct messages from electronic health records or direct entry by users. Due to inputting and processing, it may take 24-48 hours or more for shipping or administration data to appear in MIIS. MIIS data are available for analysis one calendar day after they are reported to the MIIS. Duplicate patient records may be created when patient information is not entered consistently. Reported race and ethnicity are incomplete in MIIS (36% unknown ethnicity; 16% unknown race). MIIS data also have a higher proportion of multiracial records than expected based on census data, which is due to inconsistent reporting by providers. NH =Native Hawaiian, PI =Pacific Islander, and AI/AN = American Indian/Alaska Native. Current COVID-19 vaccines require two doses for a person to become fully vaccinated. Individuals who are fully vaccinated are also reported as individuals who received at least one dose. Some individuals may receive a first or second dose from a non-reporting provider and would not be reflected as fully vaccinated. Data on doses administered includes doses administered by the Federal Pharmacy Partnership for Long-term Care Program.

Total COVID-19 Vaccine Doses Administered by Practice Type

Data as of January 05, 2021



Note: Immunization data from most (but not all) providers in Massachusetts are reported into the Massachusetts Immunization Information System (MIIS) through direct messages from electronic health records or direct entry by users. Due to inputting and processing, it may take 24-48 hours or more for shipping or administration data to appear in MIIS. MIIS data are available for analysis one calendar day after they are reported to the MIIS. MIIS includes multiple practice types which have been collapsed into the most frequent practice types for reporting here. Practice types collapsed according to the next page. Commercial vaccinators may be hired by workplaces to vaccinate employees. Employee and occupational health programs at healthcare and correctional facilities are reported by facility type (e.g., hospital, community health center, correctional facility). Data on vaccines administered by CVS and Walgreens is currently reported as part of the Federal Pharmacy Partnership for Long-Term Care Program (FPPP).

Practice Types

Practice types

- **Hospital** includes Hospital (public) and Hospital (private)
- **Employee health**
- **Long-term care** includes Assisted Living/Adult Day Care, LTCF/Nursing Home/Rest Home, LTC Public, and Rehabilitation Center
- **College** includes College (private) and College (public)
- **School** includes School (special education), School(collaborative), School (charter), and School-based health center
- **Community Health Centers**
- **Internal medicine**
- **Family practice**
- **Pediatric practice**
- **Federal Pharmacy Partnership for Long-Term Care Program (FPPP)**
- **Mass vaccination site**
- **Commercial vaccinator**
- **Board of Health/Health Dept**
- **Correctional Facility**
- **Homeless shelter**
- **Indian Health Services**
- **Urgent care centers**
- **Commercial pharmacy**
- **Other** includes Other (private), Home health agency, Multi-specialty center, OB/GYN, Specialty practice, State agency, VNA, CDC Commercial pharmacy, Job corp, Family planning, Military base, Residential treatment center for adolescents, STD walk-in clinic, Department of Mental Health, Walk-in, Free clinic, Council on Aging

Groups of practice types

- **Hospital** = Hospital (public) and Hospital (private)
- **Mass vaccination site**
- **Federal Pharmacy Partnership for Long-Term Care Program (FPPP)**
- **Primary care practice** = Internal medicine; Family practice; Pediatric practice; Multi-specialty center; OB/GYN; Indian Health Services; Urgent care centers
- **Community Health Center**
- **Commercial Pharmacies (incl. SWAT)**
- **Board of Health/Health Dept**
- **Other** = College (private) and College (public); School (special education); School (collaborative); School (charter); School-based health center; Correctional Facility; Homeless shelter; Other (public); Other(private); Home health agency; Specialty practice; State agency; VNA, Commercial vaccinator; Job corp; Family planning; Military base; Residential treatment center for adolescents; STD walk-in clinic; Department of Mental Health; Walk-in; Free Clinic; Council on Aging; Assisted Living/Adult Day Care; LTCF/Nursing Home/Rest Home; LTC Public and Rehabilitation Center; Employee Health; Commercial vaccinator

Note: Commercial vaccinators may be hired by workplaces to vaccinate employees.