



Massachusetts Department of Public Health– Thursday, November 3, 2022

## **Monkeypox Cases and People Vaccinated by Age, Sex and Race/Ethnicity**

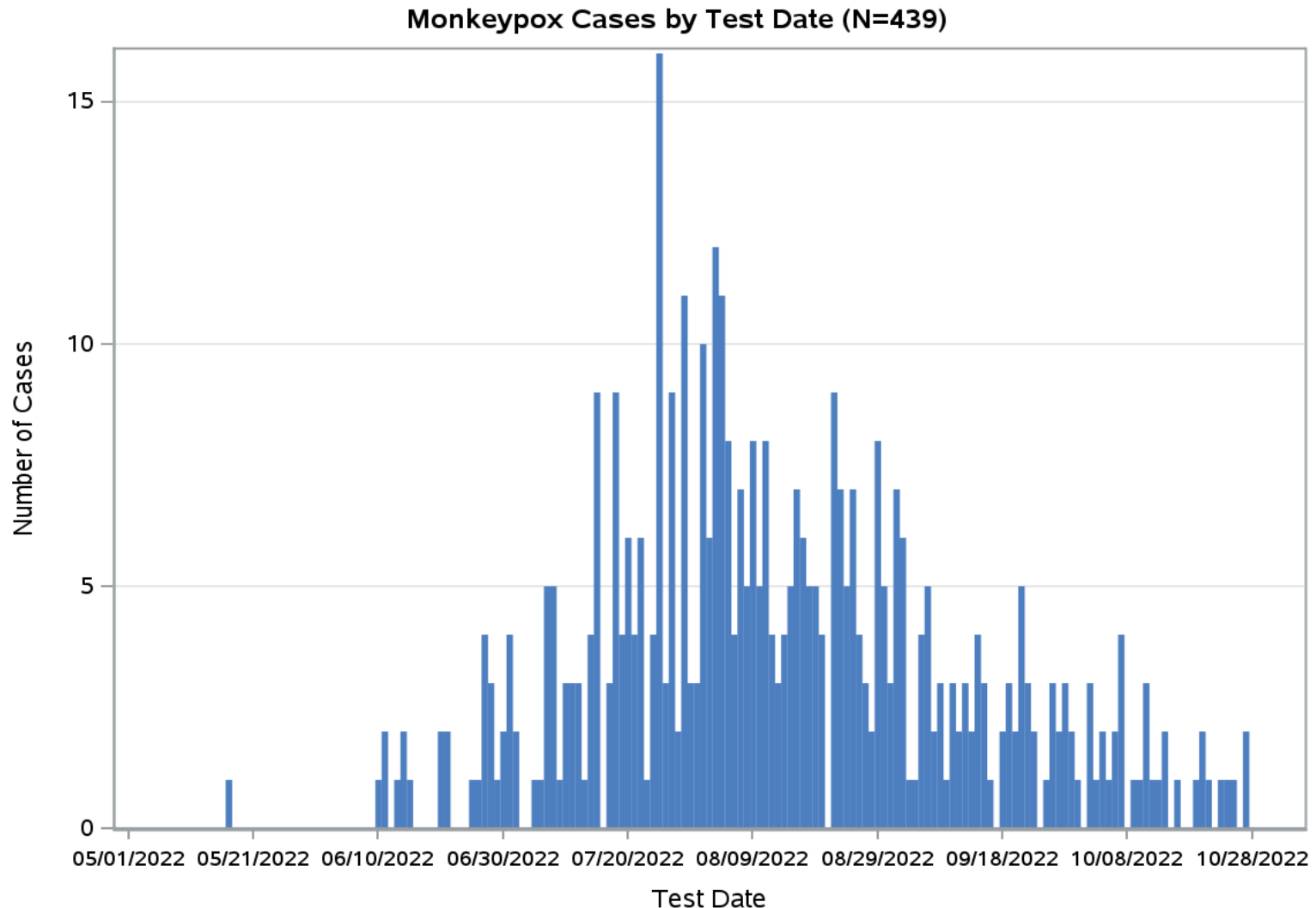
The Monkeypox Cases and People Vaccinated by Age, Sex and Race/Ethnicity Report will be updated weekly and posted on Thursday

All data included in this report are preliminary and subject to change. Data on demographics of cases is obtained through electronic reports by healthcare providers and laboratories and from cases during case interviews and entered into the Massachusetts Electronic Disease Surveillance System (MAVEN). Data on demographics of people vaccinated is obtained through provider reports into the Massachusetts Immunization Information System (MIIS).



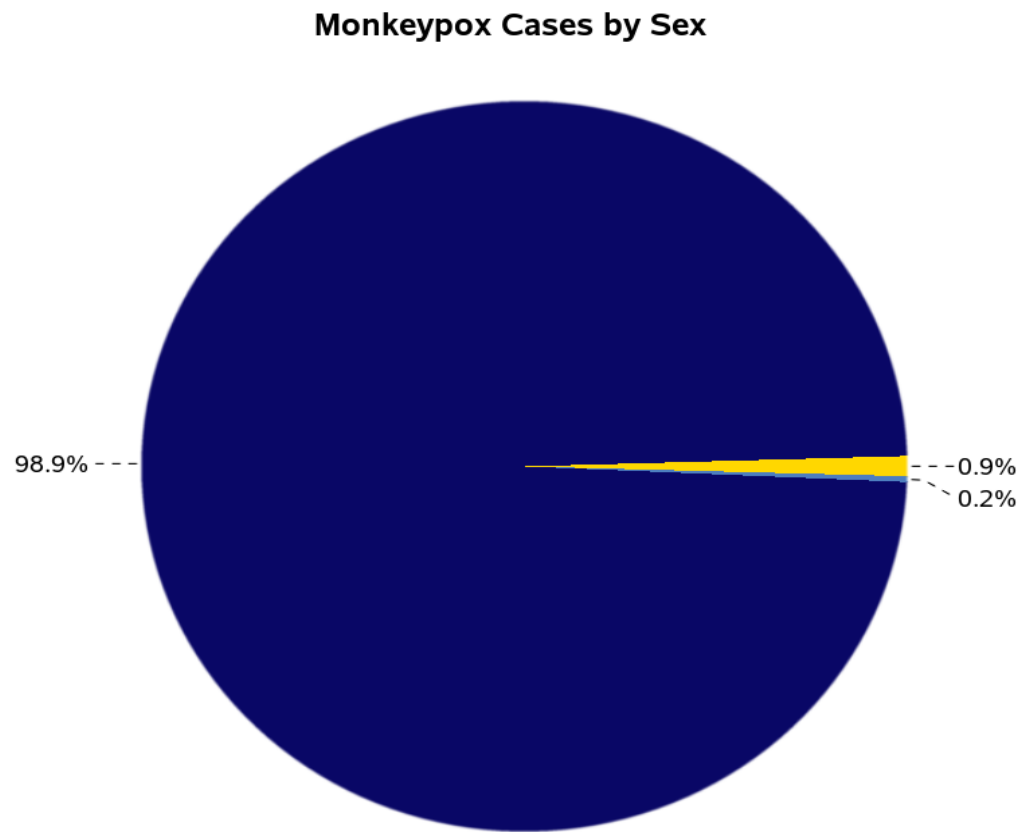
# Monkeypox Cases – Epidemic Curve

- **439** confirmed and probable cases of monkeypox have been reported in MA as of 11/03/2022
- There have been **4** new cases since the last report on 10/27/2022



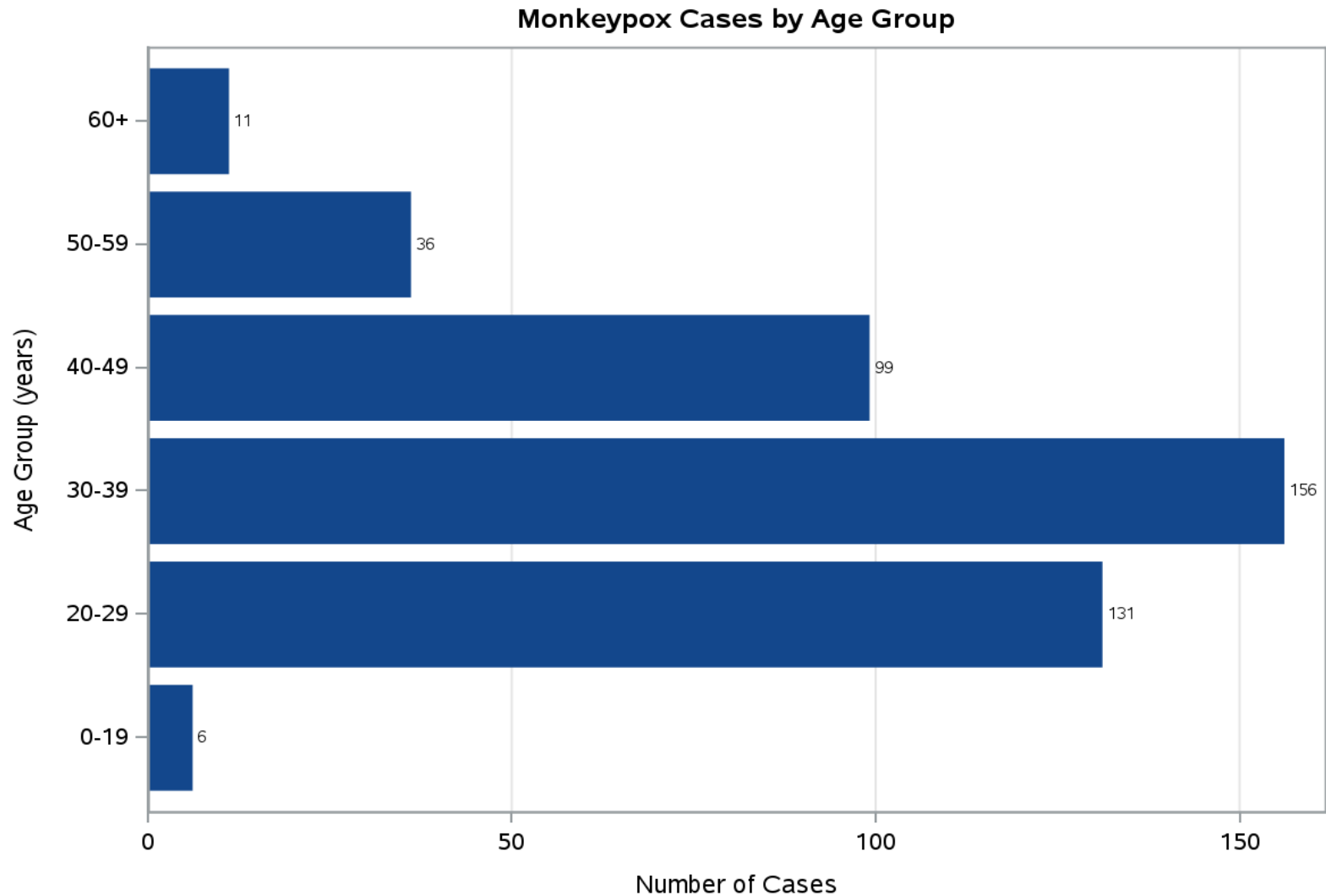
Data as of 11/03/2022 and subject to change.

# Monkeypox Cases by Sex



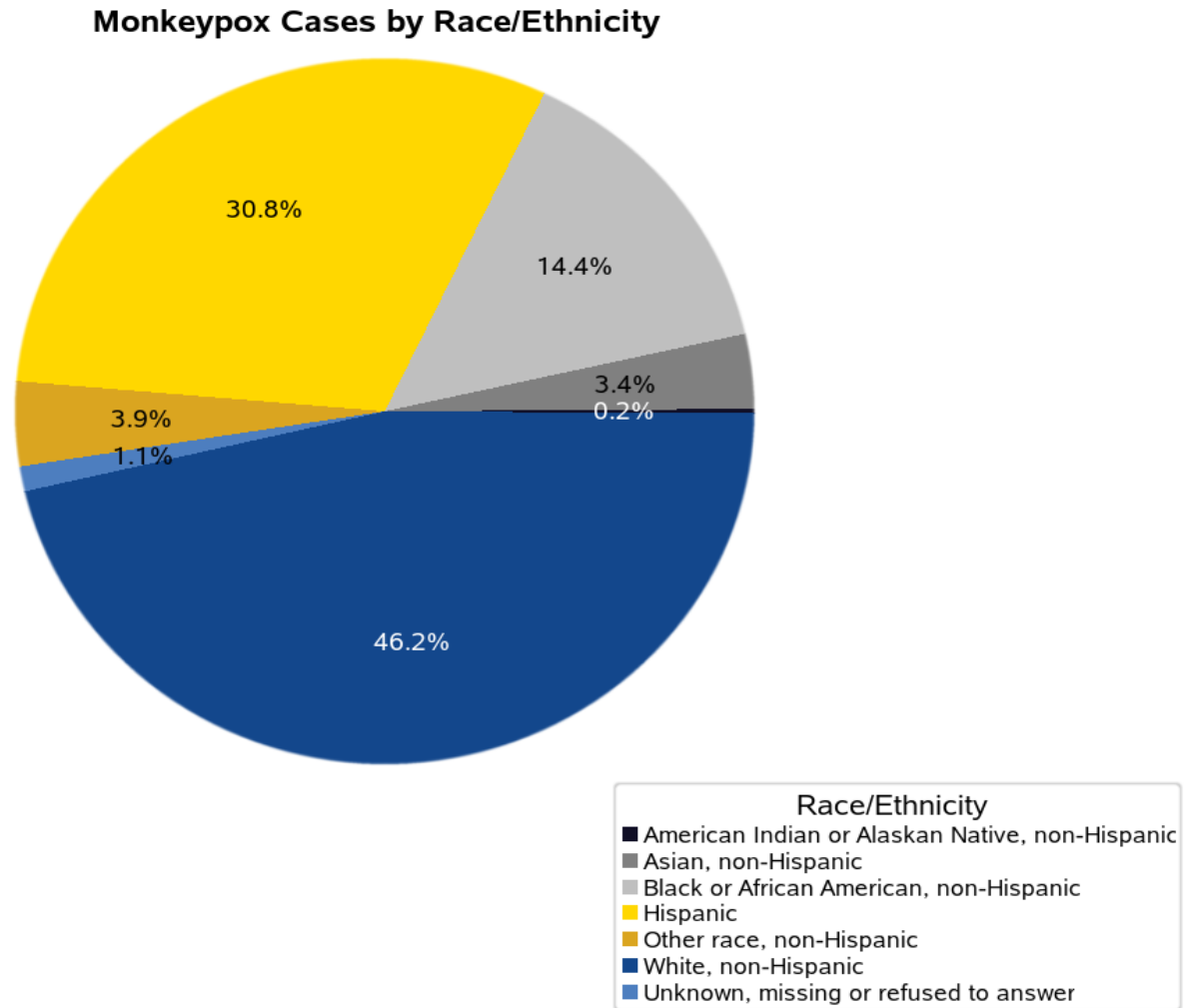
Data as of 11/03/2022 and subject to change.

# Monkeypox Cases by Age Group



Data as of 11/03/2022 and subject to change.

# Monkeypox Cases by Race/Ethnicity



Data as of 11/03/2022 and subject to change

# Monkeypox Vaccines

- Since June 1, 2022, **31,608** JYNNEOS vaccine doses have been administered to **19,212** people.
- 6,823** people have received only one dose of vaccine and **12,389** have received two doses.

	Number of People Vaccinated	Percentage of Total Vaccinated
<b>SEX</b>		
Male	17,658	92%
Female	1,485	8%
Other	32	0%
Unknown	37	0%
<b>AGE GROUP</b>		
0-19	198	1%
20-29	4,926	26%
30-39	5,781	30%
40-49	3,008	16%
50-59	3,013	16%
60+	2,286	12%
<b>RACE/ETHNICITY</b>		
American Indian or Alaskan Native, non-Hispanic	21	0%
Asian, non-Hispanic	1,195	6%
Black or African American, non-Hispanic	961	5%
Hispanic	2,434	13%
Native Hawaiian or Pacific Islander, non-Hispanic	12	0%
Other race, non-Hispanic*	1,268	7%
White, non-Hispanic	11,976	62%
Unknown, missing or refused to answer	1,345	7%

# TPOXX

- Since June 1, 2022, providers have reported treating **201\*** people with TPOXX to the Department of Public Health.
- TPOXX is a prescription antiviral medication that may help treat monkeypox infection.
- Not everyone with monkeypox should be treated but it may help reduce severe disease.

	Number of People Treated with TPOXX	Percentage of Total Treated
<b>SEX</b>		
Male	194	97%
Female	6	3%
Other	1	<1%
Unknown		
<b>AGE GROUP</b>		
0-19	4	2%
20-29	48	24%
30-39	82	41%
40-49	43	21%
50-59	17	9%
60+	7	4%
<b>RACE/ETHNICITY</b>		
American Indian or Alaskan Native, non-Hispanic	0	0%
Asian, non-Hispanic	4	2%
Black or African American, non-Hispanic	26	13%
Hispanic	63	31%
Native Hawaiian or Pacific Islander, non-Hispanic	0	0%
Other race, non-Hispanic*	5	3%
White, non-Hispanic	96	48%
Unknown, missing or refused to answer	7	3%

\*Includes out of state residents not included in Massachusetts case counts and presumptive treatment of patients prior to testing in accordance with CDC guidelines.

\*Includes multi-race, non-Hispanic