



Massachusetts Department of Public Health– Thursday, October 20, 2022

Monkeypox Cases and People Vaccinated by Age, Sex and Race/Ethnicity

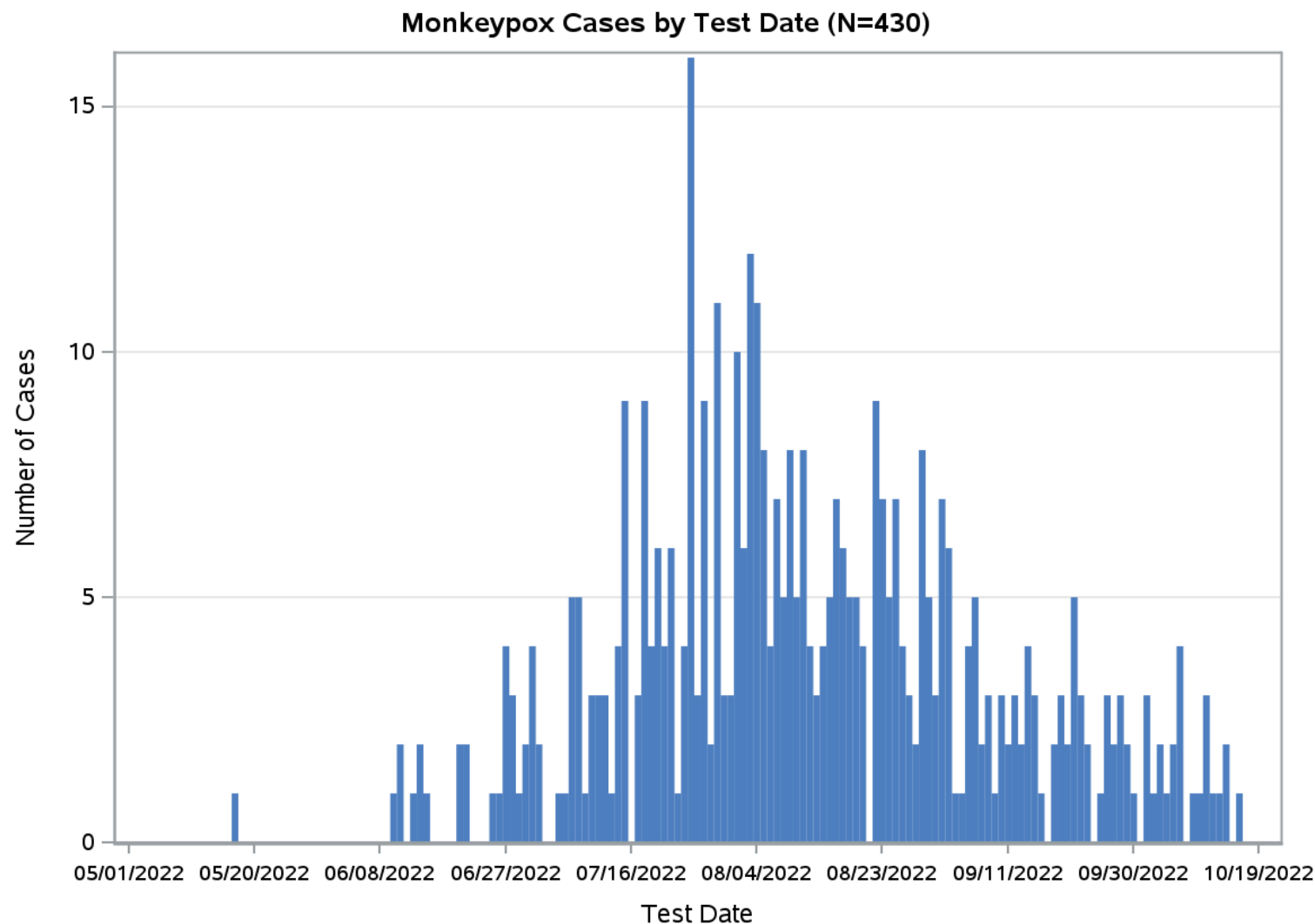
The Monkeypox Cases and People Vaccinated by Age, Sex and Race/Ethnicity Report will be updated weekly and posted on Thursday

All data included in this report are preliminary and subject to change. Data on demographics of cases is obtained through electronic reports by healthcare providers and laboratories and from cases during case interviews and entered into the Massachusetts Electronic Disease Surveillance System (MAVEN). Data on demographics of people vaccinated is obtained through provider reports into the Massachusetts Immunization Information System (MIIS).



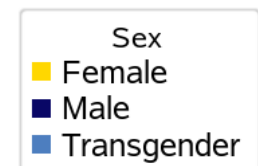
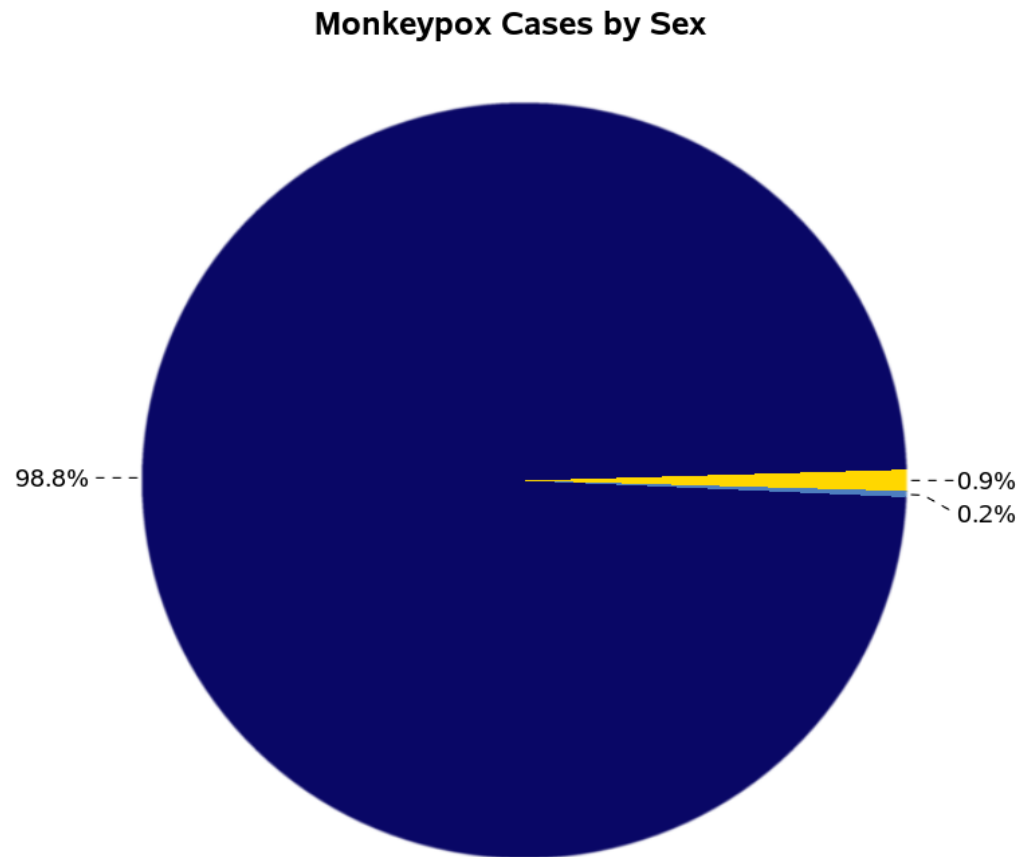
Monkeypox Cases – Epidemic Curve

- **430** confirmed and probable cases of monkeypox have been reported in MA as of 10/20/2022
- There have been **7** new cases since the last report on 10/13/2022



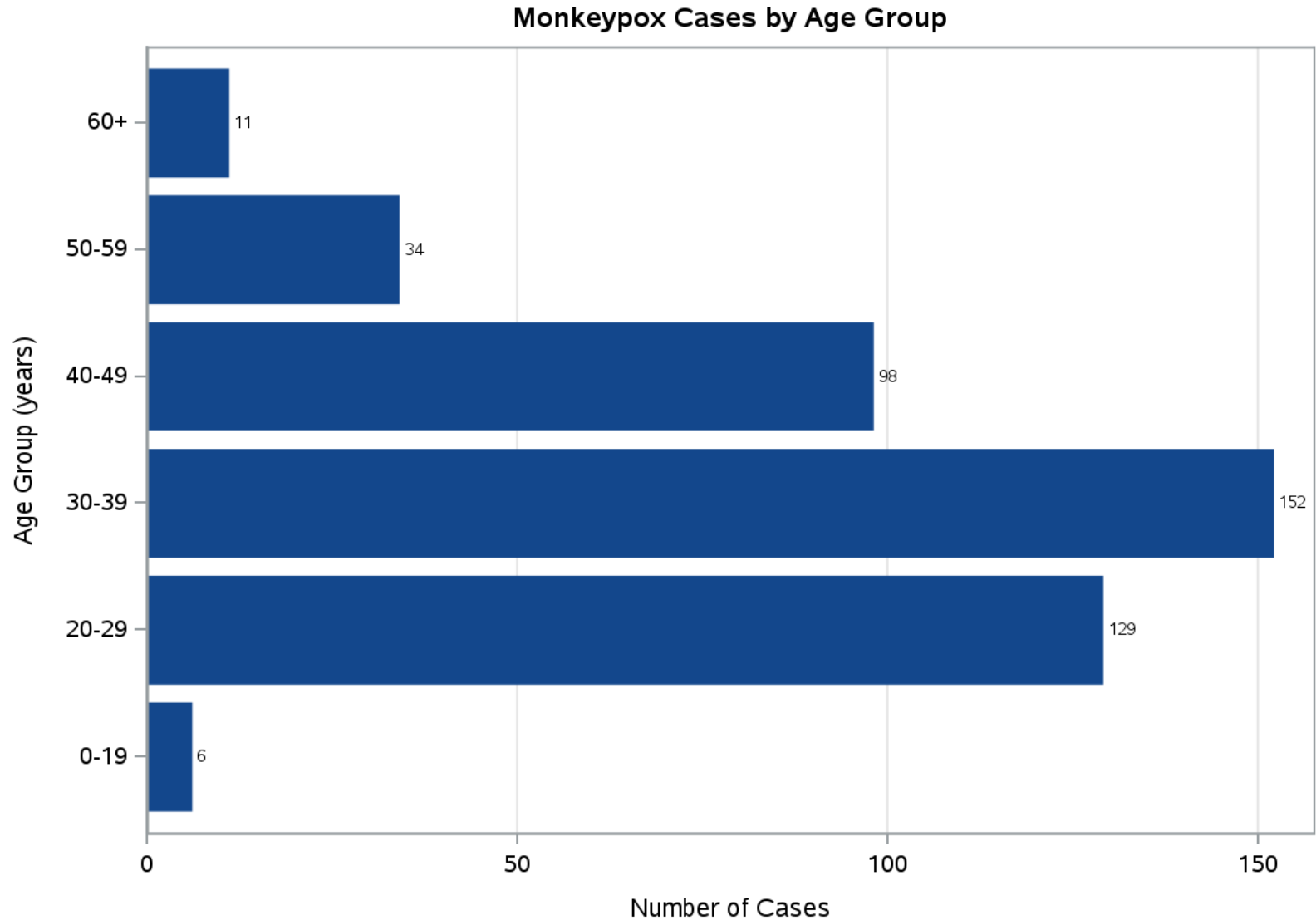
Data as of 10/20/2022 and subject to change.

Monkeypox Cases by Sex



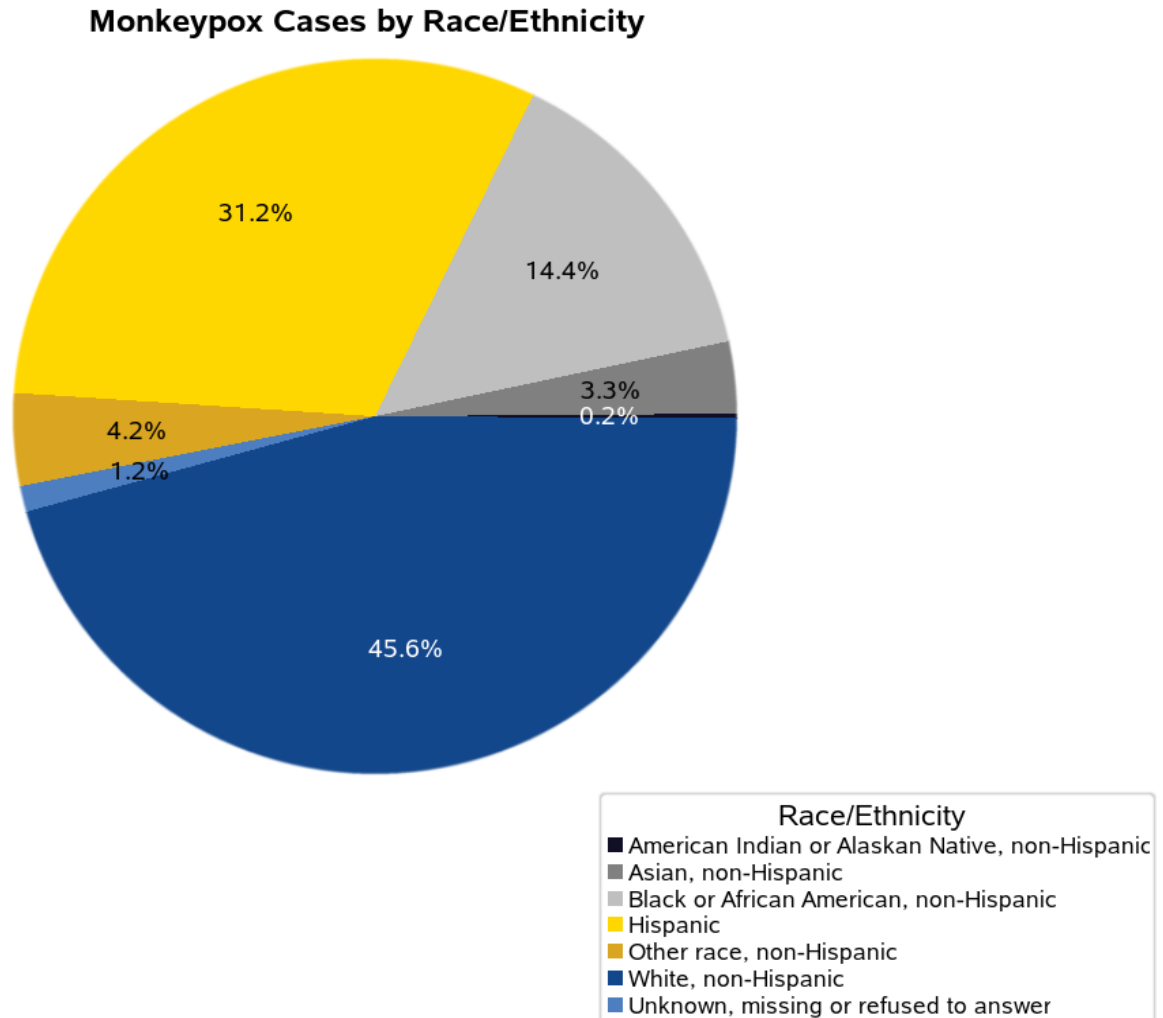
Data as of 10/20/2022 and subject to change.

Monkeypox Cases by Age Group



Data as of 10/20/2022 and subject to change.

Monkeypox Cases by Race/Ethnicity



Data as of 10/20/2022 and subject to change

Monkeypox Vaccines

- Since June 1, 2022, **30,339** JYNNEOS vaccine doses have been administered to **18,718** people.
- 7,102** people have received only one dose of vaccine and **11,611** have received two doses.

	Number of People Vaccinated	Percentage of Total Vaccinated
SEX		
Male	17,216	92%
Female	1,437	8%
Other	28	0%
Unknown	37	0%
AGE GROUP		
0-19	195	1%
20-29	4,824	26%
30-39	5,649	30%
40-49	2,918	16%
50-59	2,928	16%
60+	2,204	12%
RACE/ETHNICITY		
American Indian or Alaskan Native, non-Hispanic	22	0%
Asian, non-Hispanic	1,143	6%
Black or African American, non-Hispanic	934	5%
Hispanic	2,328	12%
Native Hawaiian or Pacific Islander, non-Hispanic	13	0%
Other race, non-Hispanic*	1,243	7%
White, non-Hispanic	11,634	62%
Unknown, missing or refused to answer	1,401	7%

TPOXX

- Since June 1, 2022, providers have reported treating **193*** people with TPOXX to the Department of Public Health.
- TPOXX is a prescription antiviral medication that may help treat monkeypox infection.
- Not everyone with monkeypox should be treated but it may help reduce severe disease.

	Number of People Treated with TPOXX	Percentage of Total Treated
SEX		
Male	188	97%
Female	4	2%
Other	1	1%
Unknown		
AGE GROUP		
0-19	4	2%
20-29	46	24%
30-39	77	40%
40-49	43	22%
50-59	16	8%
60+	7	4%
RACE/ETHNICITY		
American Indian or Alaskan Native, non-Hispanic	0	0%
Asian, non-Hispanic	3	2%
Black or African American, non-Hispanic	26	13%
Hispanic	60	31%
Native Hawaiian or Pacific Islander, non-Hispanic	0	0%
Other race, non-Hispanic*	5	3%
White, non-Hispanic	93	48%
Unknown, missing or refused to answer	6	3%

*Includes out of state residents not included in Massachusetts case counts and presumptive treatment of patients prior to testing in accordance with CDC guidelines.

*Includes multi-race, non-Hispanic