



Massachusetts Department of Public Health– Thursday, December 29, 2022

## **Mpox Cases and People Vaccinated by Age, Sex and Race/Ethnicity**

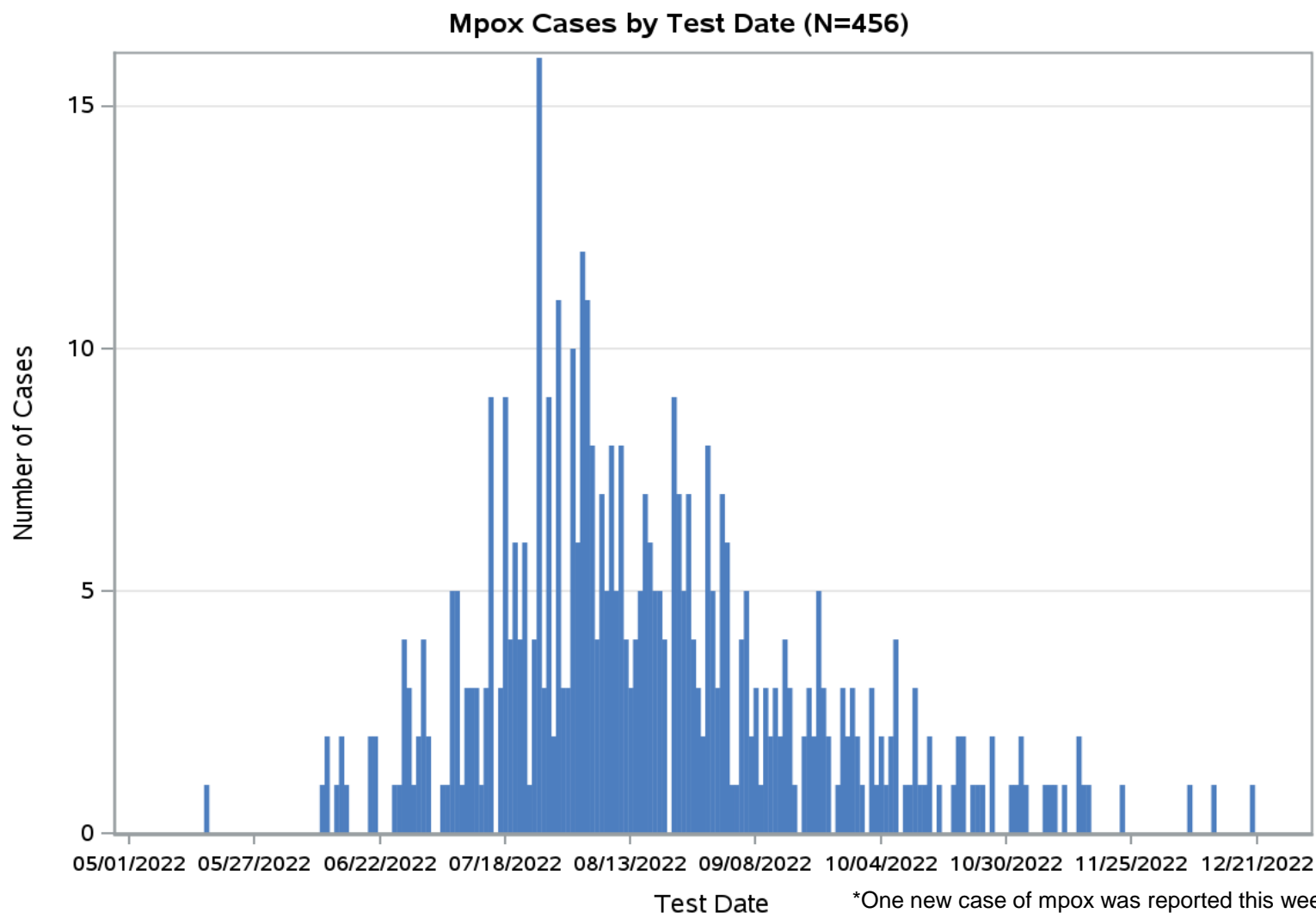
The Mpox Cases and People Vaccinated by Age, Sex and Race/Ethnicity Report is updated weekly and posted on Thursday

All data included in this report are preliminary and subject to change. Data on demographics of cases is obtained through electronic reports by healthcare providers and laboratories and from cases during case interviews and entered into the Massachusetts Electronic Disease Surveillance System (MAVEN). Data on demographics of people vaccinated is obtained through provider reports into the Massachusetts Immunization Information System (MIIS).



# Mpox Cases – Epidemic Curve

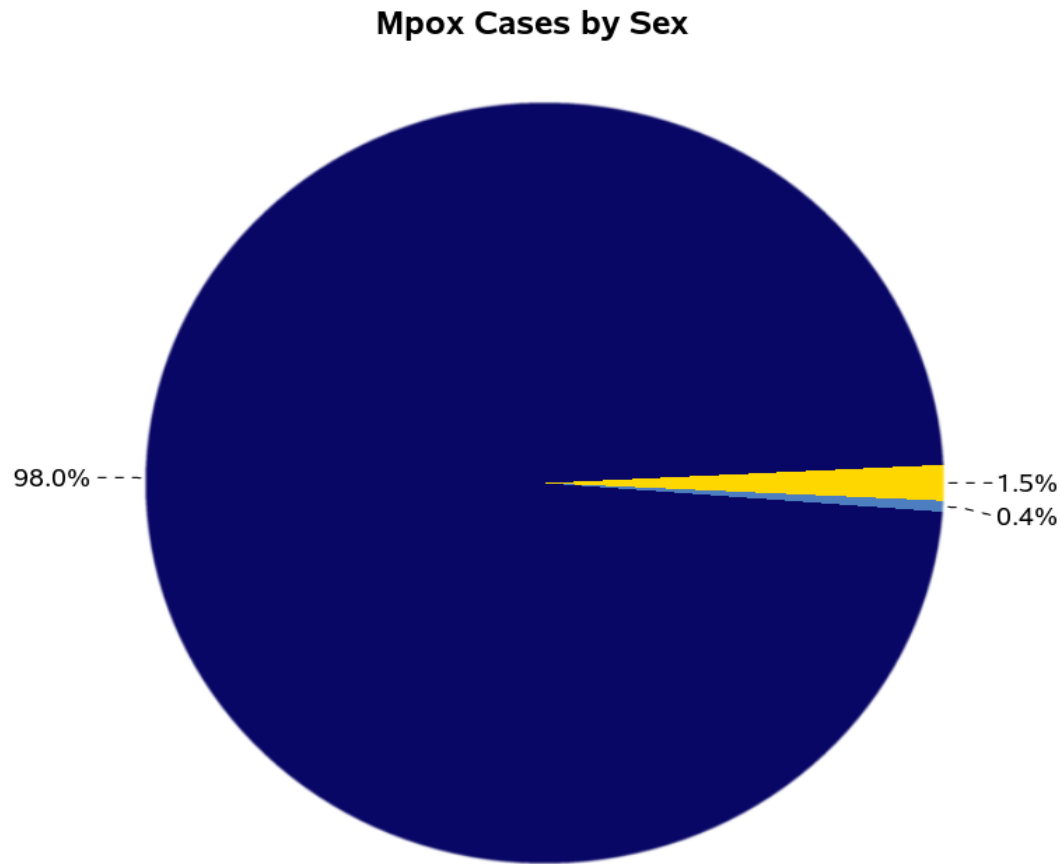
- **456** confirmed and probable cases of mpox have been reported in MA as of 12/29/2022
- There has been **1** new case since the last report on 12/22/2022\*



Data as of 12/29/2022 and subject to change.

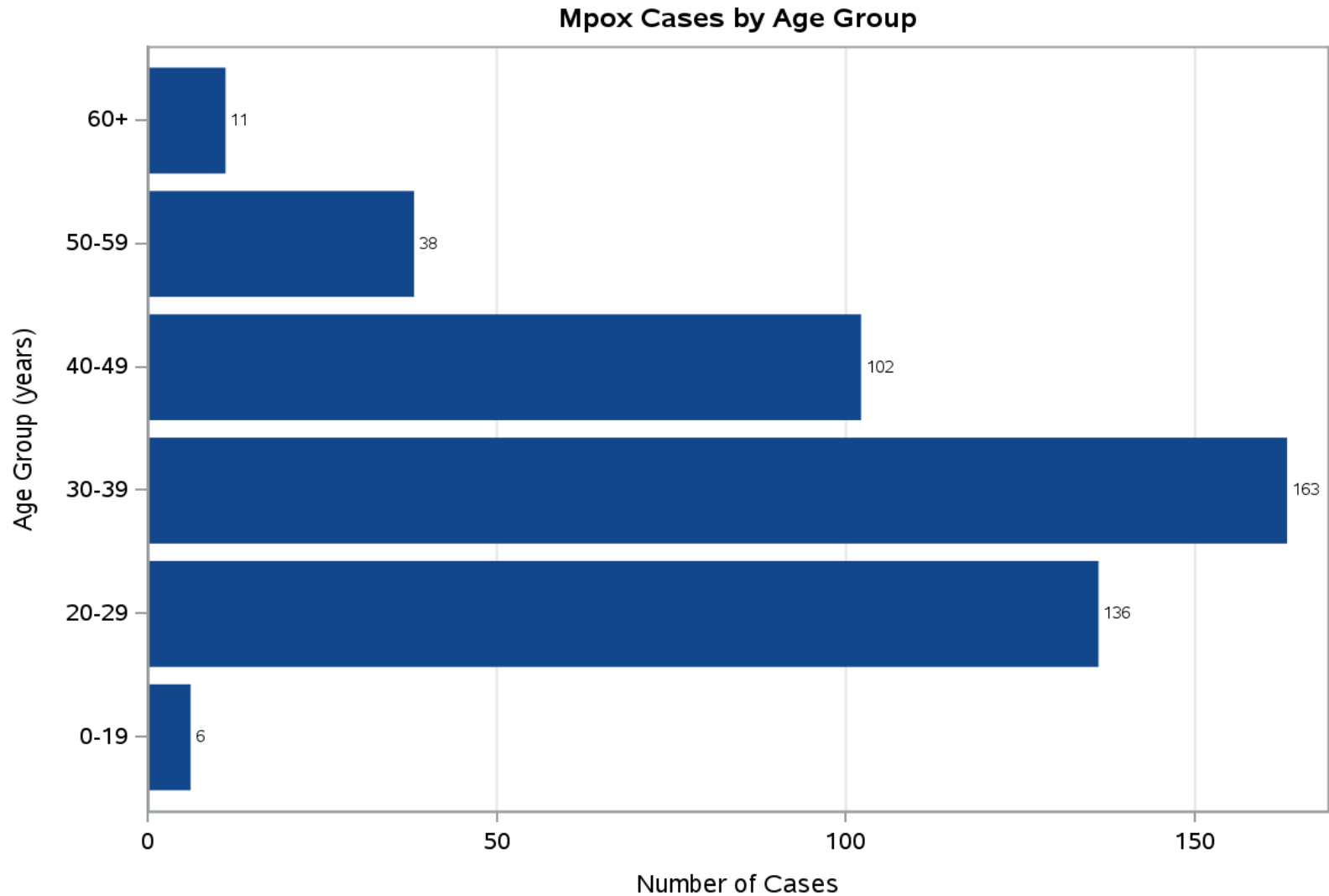
\*One new case of mpox was reported this week. One previously reported case was reassigned to a different state of residence and is no longer included in this report.

# Mpox Cases by Sex



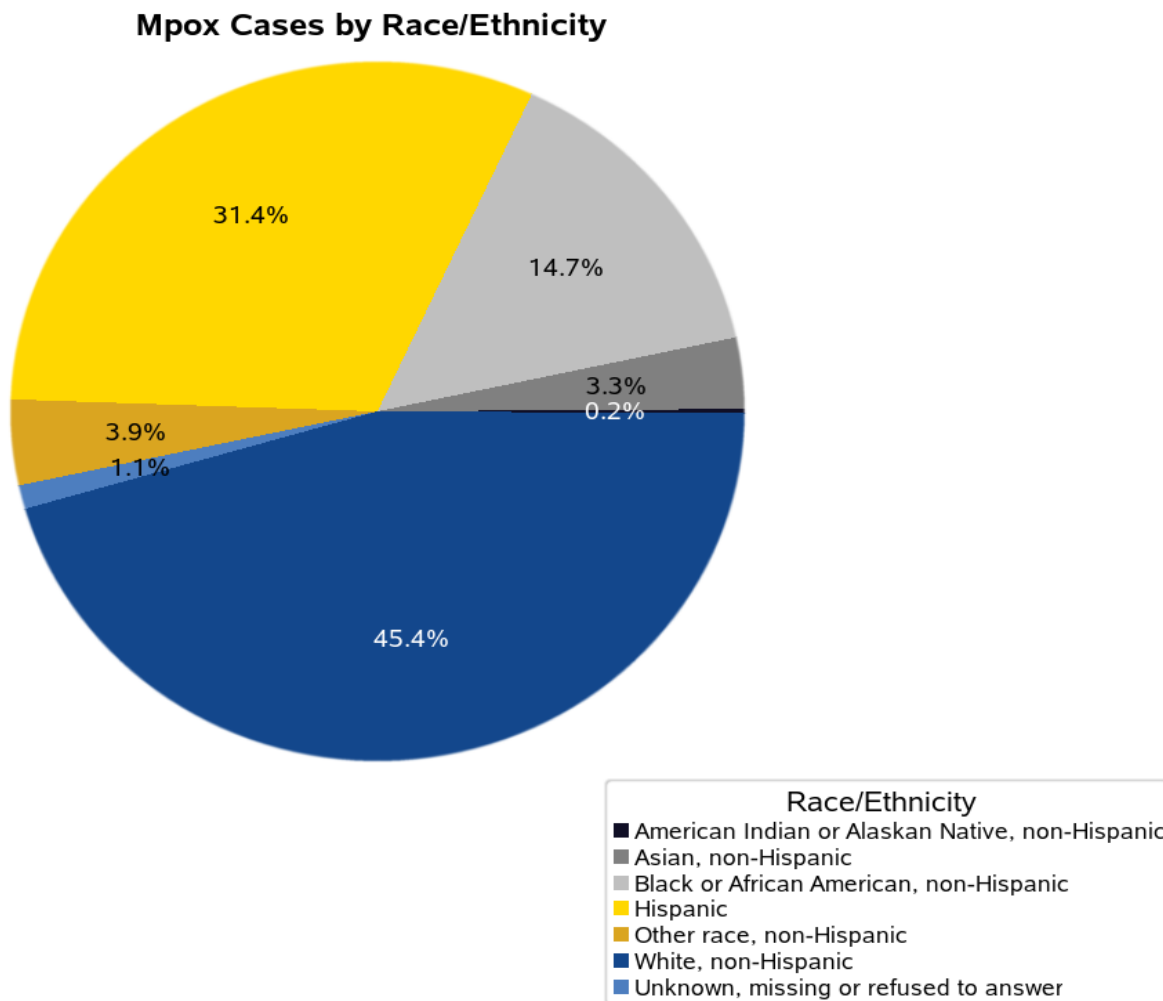
Data as of 12/29/2022 and subject to change.

# Mpox Cases by Age Group



Data as of 12/29/2022 and subject to change.

# Mpox Cases by Race/Ethnicity



Data as of 12/29/2022 and subject to change

# Mpox Vaccines

- Since June 1, 2022, **33,886** JYNNEOS vaccine doses have been administered to **20,147** people.
- 6,416** people have received only one dose of vaccine and **13,731** have received two doses.

	Number of People Vaccinated	Percentage of Total Vaccinated
<b>SEX</b>		
Male	18,503	92%
Female	1,567	8%
Other	39	0%
Unknown	38	0%
<b>AGE GROUP</b>		
0-19	207	1%
20-29	5,151	26%
30-39	6,039	30%
40-49	3,166	16%
50-59	3,142	16%
60+	2,442	12%
<b>RACE/ETHNICITY</b>		
American Indian or Alaskan Native, non-Hispanic	21	0%
Asian, non-Hispanic	1,264	6%
Black or African American, non-Hispanic	1,025	5%
Hispanic	2,646	13%
Native Hawaiian or Pacific Islander, non-Hispanic	14	0%
Other race, non-Hispanic*	1,341	7%
White, non-Hispanic	12,567	62%
Unknown, missing or refused to answer	1,269	6%

# TPOXX

- Since June 1, 2022, providers have reported treating **209\*** people with TPOXX to the Department of Public Health.
- TPOXX is a prescription antiviral medication that may help treat monkeypox virus infection.
- Not everyone with mpox should be treated but it may help reduce severe disease.

	Number of People Treated with TPOXX	Percentage of Total Treated
<b>SEX</b>		
Male	201	96%
Female	7	3%
Other	1	<1%
Unknown		
<b>AGE GROUP</b>		
0-19	4	2%
20-29	49	24%
30-39	83	40%
40-49	47	23%
50-59	19	9%
60+	7	3%
<b>RACE/ETHNICITY</b>		
American Indian or Alaskan Native, non-Hispanic	0	0%
Asian, non-Hispanic	4	2%
Black or African American, non-Hispanic	26	13%
Hispanic	67	32%
Native Hawaiian or Pacific Islander, non-Hispanic	0	0%
Other race, non-Hispanic*	5	2%
White, non-Hispanic	100	48%
Unknown, missing or refused to answer	7	3%

\*Includes out of state residents not included in Massachusetts case counts and presumptive treatment of patients prior to testing in accordance with CDC guidelines.

\*Includes multi-race, non-Hispanic