

---

# WS20 – Approval to Construct a Source of 70 GPM or Greater Application

MassDEP Bureau of Water Resources, Drinking Water



**EEA ePlace Portal**

# Overview





---

- ❑ This presentation is to assist in completing a new **WS20 – Approval to Construct a Source of 70 GPM or Greater Application.**
- ❑ This approval serves to protect the health and welfare of the public through the control of any product or operation that comes into contact with public drinking water.
- ❑ Regulatory authority for these approvals is stated in 310 CMR 22.04(6), of the Drinking Water Regulations.
- ❑ This presentation will take you screen by screen through the ePLACE online permitting application process.



# General Navigation

---

- ❑ Always Click  to move to the next page.
- ❑ Do NOT use the Browser Back Button  as this will take you out of the system
- ❑ Any field with a red asterisk (\*) is required before you can move off the page.
- ❑ Click  to save your work and resume at a later time.
- ❑ Click on the tool tips where applicable to get more details. 
- ❑ Suggested preferred browsers are Chrome and Microsoft Edge



# How to Apply

## First time users:

- ❑ Click or type this address on your browser:  
<https://eplace.eea.mass.gov/citizenaccess>
- ❑ Follow the prompts to create a new user account
- ❑ Log into your account in EEA ePlace using your username/password

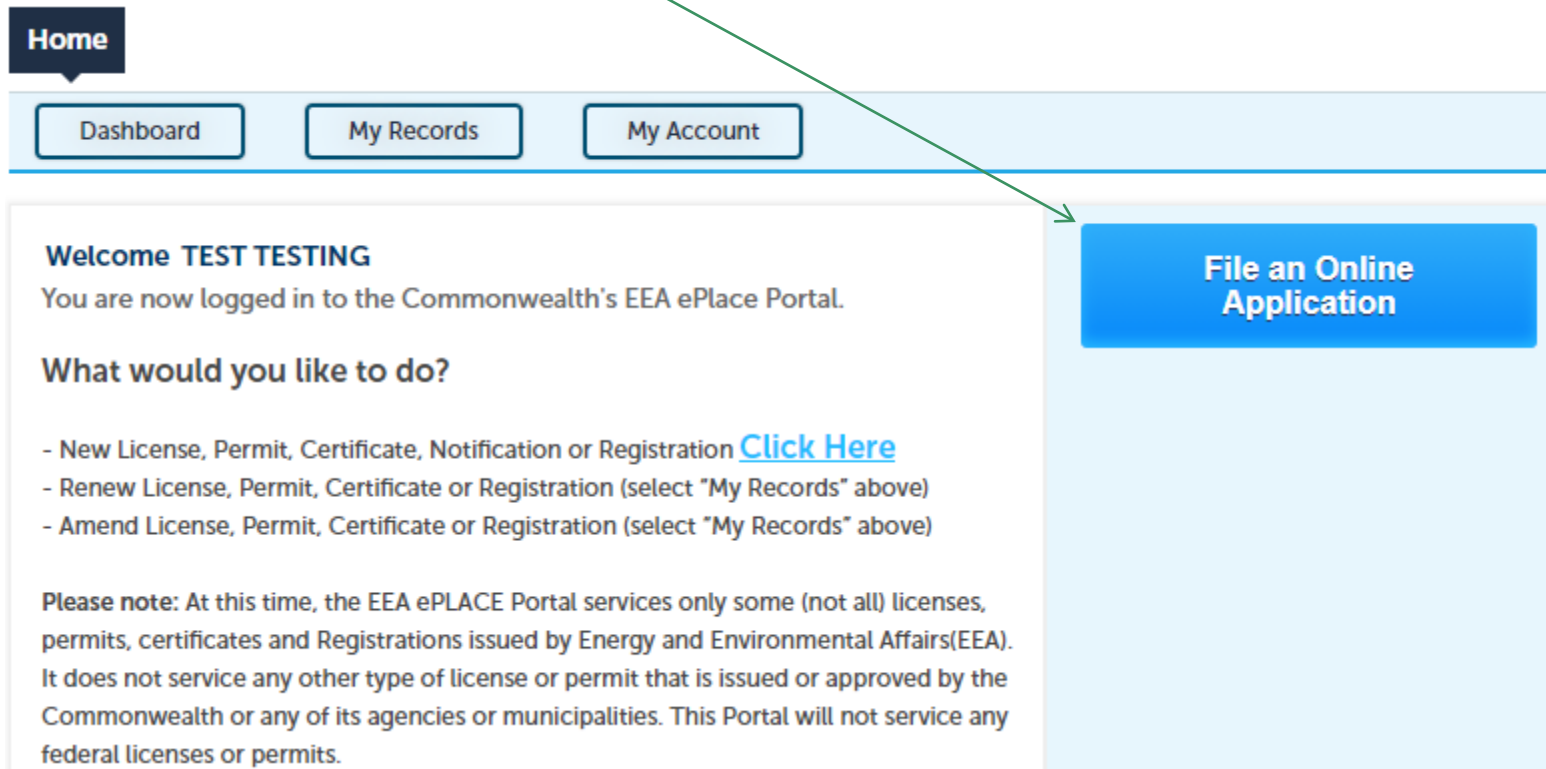
The screenshot shows the EEA ePLACE Portal interface. At the top, there is a navigation bar with links for 'State Offices & Courts', 'State A-Z Topics', 'State Forms', and 'Accessibility FAQs'. Below this is the 'EEA ePLACE Portal' header with the state seal and the text 'An Official website of the Commonwealth of Massachusetts'. A secondary navigation bar includes 'Announcements', 'Accessibility Support', 'Register for an Account', 'Reports (2)', and 'Login'. A green arrow points from the 'Register for an Account' link in the navigation bar to the 'Register for an Account' link in the main content area. Below the navigation, there is a 'Need Help?' section with contact information for the ePLACE Help Desk Team. Another green arrow points from the 'Contact' section to the 'Register for an Account' link. Further down, there is a 'Home' button and a 'Welcome to the Commonwealth of Massachusetts ePLACE Portal' section. A green arrow points from the 'Welcome' section to the 'Login' form. The 'Login' form includes fields for 'User Name or E-mail' and 'Password', a 'Login' button, and a 'Remember me on this computer' checkbox. Below the login form, there are sections for 'Options for Licensees and Applicants' and 'ePLACE Portal Account Registration'.



EEA ePlace Portal

# File an Online Application

- ❑ Click here to start



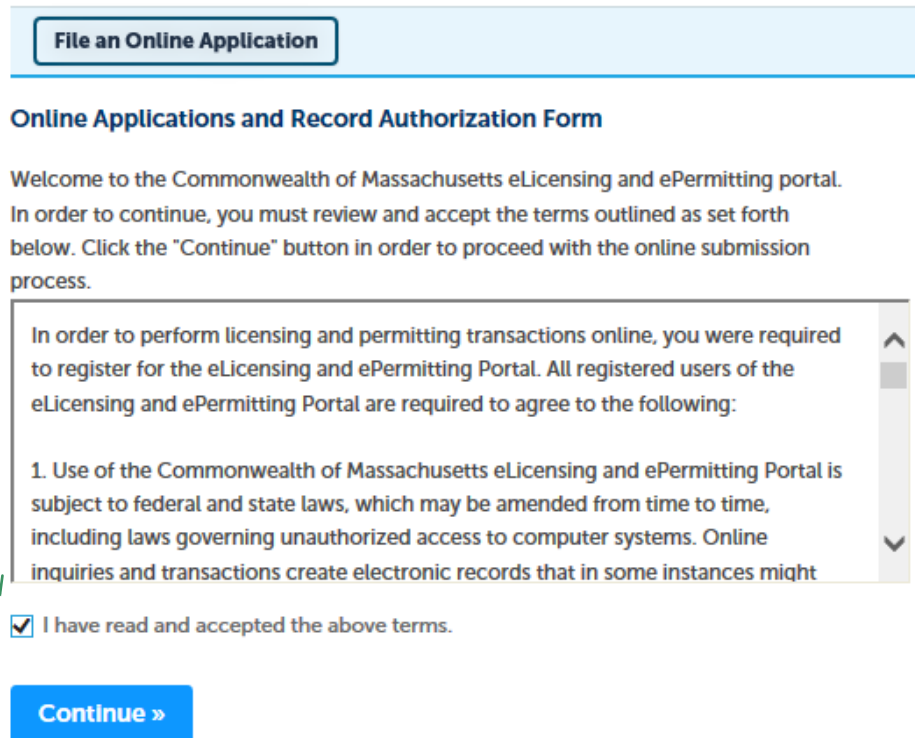
The screenshot shows the EEA ePlace Portal interface. At the top left, there is a 'Home' button. Below it, a navigation bar contains three buttons: 'Dashboard', 'My Records', and 'My Account'. The main content area on the left displays a welcome message for 'TEST TESTING', stating they are logged in to the Commonwealth's EEA ePlace Portal. It lists options for 'What would you like to do?': 'New License, Permit, Certificate, Notification or Registration' (with a 'Click Here' link), 'Renew License, Permit, Certificate or Registration' (selecting 'My Records'), and 'Amend License, Permit, Certificate or Registration' (selecting 'My Records'). A 'Please note' section follows, explaining the portal's scope. On the right side, a large blue button labeled 'File an Online Application' is highlighted with a green arrow pointing from the 'Click here to start' instruction.



# File an Online Application

---

- ❑ Read and accept the Terms and Conditions
- ❑ Click the checkbox and click “Continue”



**File an Online Application**

### Online Applications and Record Authorization Form

Welcome to the Commonwealth of Massachusetts eLicensing and ePermitting portal. In order to continue, you must review and accept the terms outlined as set forth below. Click the "Continue" button in order to proceed with the online submission process.

In order to perform licensing and permitting transactions online, you were required to register for the eLicensing and ePermitting Portal. All registered users of the eLicensing and ePermitting Portal are required to agree to the following:

1. Use of the Commonwealth of Massachusetts eLicensing and ePermitting Portal is subject to federal and state laws, which may be amended from time to time, including laws governing unauthorized access to computer systems. Online inquiries and transactions create electronic records that in some instances might

I have read and accepted the above terms.

**Continue »**



# Apply for a WS20 Application

- ❑ Click on “Apply for a DEP Authorization-Drinking Water(DW)” to expand the list of applications
- ❑ You can also search for the application on the search bar field

Home

Dashboard My Records My Account

## Commonwealth of Massachusetts EEA ePLACE (ePermitting) Online Services

New Applicants:  
The Commonwealth of Massachusetts EEA ePLACE (ePermitting) portal provides the ability to file applications for licenses, permits, certificates, notifications and registrations. From the listing below, please click on the appropriate link to expand the options, select the service that you would like to use and click the continue button.

Existing Applicants:  
Click Home and use the "My Records" tab to renew or amend a license, permit, certification or registration. If they are not listed under the "My Records" tab, please select the "Link your account" option found in section below. You will be prompted for a "record identification code" and "authorization code." from the Account Link notification you received. If you have not received a notification letter, please contact the ePLACE Help Desk Team at (844) 733-7522 or (844) 73-ePLACE between the hours of 7:30 AM - 5:00 PM Monday-Friday.

For easier and quicker way to find your application from the list below, Use Search Bar. Type in the name of your application or a keyword in the search field and click search for results.

- ▶ Apply for a DEP Authorization - Drinking Water (DW)
- ▶ Apply for a DCR Authorization - Construction and Vehicle Access Permits
- ▶ Apply for a DCR Authorization - Special Use Permits
- ▶ Apply for a DEP Authorization - Air Quality (AQ)
- ▶ Apply for a DEP Authorization - Hazardous Waste (HW)
- ▶ Apply for a DEP Authorization - NPDES (WM)
- ▶ Apply for a DEP Authorization - Solid Waste (SW)
- ▶ Apply for a DEP Authorization - Watershed Management (WM)
- ▶ Apply for a DEP Authorization - Waterways Chapter 91 (WW)
- ▶ Apply for a DEP Authorization - Water Pollution Wastewater (WP)
- ▶ Apply for a DEP Authorization - Water Pollution Residuals (WP)
- ▶ Apply for a DEP Authorization - 401 Water Quality Certification (WW)
- ▶ Apply for a DEP Authorization - Toxic Use Reduction (TUR)
- ▶ Apply for a MDAR Authorization
- ▶ Apply for an EEA General Request
- ▶ Link Your Account - For MassDEP Only

Continue >



# Apply for a WS20 Application

- ❑ Select “WS20 - Approval to Construct a Source of 70 GPM or Greater Application” and click the continue button at the bottom of the page to start your application

The screenshot shows a list of application categories and specific application types. The 'Apply for a DEP Authorization - Drinking Water (DW)' category is expanded, showing a list of application types. The 'WS20 - Approval to Construct a Source of 70 GPM or Greater Application' is selected. At the bottom of the list, a blue 'Continue' button is highlighted.

- Apply for a DEP Authorization - Air Quality (AQ)
- Apply for a DEP Authorization - Drinking Water (DW)
  - WS07 - Zone II Delamination Proposal Application
  - WS08 - Zone II Delamination Approval Application
  - WS10 - Cross Connection Certification Application
  - WS11 - Minor New Technology Approval Application
  - WS12 - Major New Technology Approval Application
  - WS13 - Approval to Site and Conduct a Pumping Test for a Source less than 70 GPM Application
  - WS14 - Approval of Sampling Test Report and to Construct a Source less than 70 GPM Application
  - WS17 - Approval to Site and Conduct a Pumping Test for a Source 70 GPM or Greater Application
  - WS18 - Approval of Sampling Test Report for Source of 70 GPM or Greater Application
  - WS20 - Approval to Construct a Source of 70 GPM or Greater Application**
  - WS21 - Approval to Conduct Pilot Study Application
  - WS22 - Approval of Pilot Study Report Application
  - WS23 - Approval to Construct a Facility to Treat less than One Million GPD Application
  - WS24 - Approval to Construct a Facility to Treat more than One Million GPD Application
  - WS25 - Approval of Treatment Facility Modification Application
  - WS26 - Repetition or Acquisition of Water Supply Land Application
  - WS27 - New Technology Approval for Water Distribution and Conduits with Third Party Approval Application
  - WS28 - Approval Of Ono Vening Airresource Prototype Application
  - WS29 - Chemical Addition Retrofit for systems that serve more than 3,000 people Application
  - WS29A - Installation of Wending Machine Device Application
  - WS29B - Installation of POT/OTC Treatment Device Application
  - WS29C - New Technology for Water and Ice Making Wending Machines/POT/OTC Devices with Third Party Approval Application
  - WS30 - Distribution Modifications for Systems that serve more than 3,000 people Application
  - WS31 - Distribution Modifications for Systems that serve 3,000 people or less Application
  - WS34 - Chemical Addition Retrofit for systems that serve less than or equal to 3,000 people Application
  - WS34A - Installation of Wending Machine at ten or More Locations on One Distribution System Application
  - WS34B - Installation of POT/OTC Treatment Device at ten or More Locations on One Distribution System Application
  - WS38 - Abandonment of Water Source Application
  - WS37 - Approval of Treatment Non-Community Source Less than 7 GPM Application
- Apply for a DEP Authorization - Hazardous Waste (HW)
- Apply for a DEP Authorization - NPDES (WWE)
- Apply for a DEP Authorization - Laboratory Certification Program (LSP)
- Apply for a DEP Authorization - Solid Waste (SW)
- Apply for a DEP Authorization - Toxic Use Reduction (TUR)
- Apply for a DEP Authorization - Wasteland Management (WM)
- Apply for a DEP Authorization - Water Pollution Reducation (WPR)
- Apply for a DEP Authorization - Water Pollution Wastewater (WPS)
- Apply for a DEP Authorization - Waterways Chapter 51 (WWM)
- Apply for a DEP Authorization - 451 Water Quality Certification (WQC)
- Apply for a DEP Authorization
- Apply for an EEA General Request
- Link Your Account - For MassDEP Only
- Other

[Continue »](#)





# Contact Information: Important NOTE

---

- ❑ There are three contact sections in the next screen:
  - ❑ **Permittee:** the person or signatory authority responsible for signing and accepting all conditions of the Permit
    - ❑ If you are the Permittee, click “Add New” button and select the checkbox “Use Login Information”
    - ❑ If you are not the Permittee you have the option to Add New and enter all the Permittee Information or if the Permittee has an EEA ePlace account, then you have the option to look them up under “Look Up” option
  - ❑ **Permittee Company:** here enter the company information the Permittee is affiliated with, if applicable.
  - ❑ **Application Contributors:** use this section if multiple users will be coordinating in the preparation of this application
    - ❑ If you are unable to find the correct contributor, click on the “Save and resume later” button. Advise the contributor to create an account in the EEA ePLACE Portal and then resume the application.



# Step 1: Contact Information

- ❑ Add Permittee, please read the section instructions and add accordingly
- ❑ Add Permittee Company, if applicable
- ❑ Look Up “Application Contributors”, if applicable
- ❑ Click “Continue Application” to proceed

Step 1: Contact Information > Page 1 of 1

Instructions

## Permittee

“Permittee” is the individual or an individual authorized by a Company

If you are the Permittee, you may click on the “Add New” button and click “Continue”.

If you are a consultant, engineer, attorney, or other authorized representative you are an “Application Contributor”. Do not enter your name or contact information.

• If the Permittee has an EEA ePLACE account and they would like to continue, click on the “Continue” button and select the appropriate Permittee.

• If the Permittee does not have an EEA ePLACE account and does not have an account, click on the “Add New” button and enter the Permittee information on their behalf.

Add New

Look Up

## Permittee Company

Please add the company information that the Permittee is affiliated with.

Add New

## Application Contributors

If multiple preparers will be part of filling out this application, you will need to add them below.

Note – If you are unable to find the correct Preparer, click on “save and resume later” in the EEA ePLACE Portal and then resume the application.

Look Up

Showing 0-0 of 0

Contact Type	Name	Organization
No records found.		

Continue Application >

Save and resume later

Please fill the below Information:

Use Login Information

\* Individual/Organization:

Individual

\* First Name:

Middle Name:

\* Last Name:

\* Country:

United States

\* E-mail:

\* Telephone #:

Ext #:

\* P.O. Box / Address Line:

\* City:

\* State:

\* Zip:

Continue

Clear

Cancel

Please fill the below Information:

\* Individual/Organization:

Organization

\* Name Of Organization:

Contact Person:

\* Country:

United States

\* E-mail:

\* Telephone #:

Ext #:

\* P.O. Box / Address Line:

\* City:

\* State:

\* Zip:

Continue

Clear

Cancel

Search for Contact

To search for individual contact, please enter First Name, Last Name, or Middle Name

First Name:

Middle Name:

Last Name:

Look Up

Clear

Cancel



# Step 2: Site Information

❑ Enter the Name of Site and Address. If a Site Name is not available, please enter N/A.

❑ Add the Latitude and Longitude if available

❑ Click “Continue Application” to proceed

The screenshot shows a web application interface for 'DLP Applications'. The main heading is 'WS20 - Approval to Construct a Source of 70 GPM or Greater Application'. A progress bar at the top indicates the current step is '2 Site Information', with other steps being '1 Contact Information', '3 Application Information', '4 Documents', '5 Special Fee Provision', and '6 7'. Below the progress bar, the page title is 'Step 2: Site Information > Page 1 of 1'. A note states '\*Indicates a required field'. The form is titled 'Site Information' and contains the following fields: 'Name of Site', '\*Street #', '\*Street Name', 'Street Name 2', '\*City', '\*State' (with a dropdown menu showing 'MA'), '\*Zip', 'Latitude', and 'Longitude'. Each field has a small blue circular icon with an 'i' next to it. At the bottom of the form, there are three buttons: 'Clear', 'Continue Application >', and 'Save and resume later'.



# Step 3: Application Information

- ❑ Enter the PWS ID. If unavailable enter N/A.
- ❑ Provide MEPA information.
- ❑ Add any additional information that might help the agency with the review of this application
- ❑ Click “Continue Application” to proceed

1 Contact Information	2 Site Information	3 Application Information	4 Documents	5 Special Fee Provision	6	7
-----------------------	--------------------	---------------------------	-------------	-------------------------	---	---

Step 3: Application Information > Page 1 of 1

\* indicates a required field.

Public Water System (PWS ID)

\* Please enter the PWS ID. If unavailable, please enter N/A:

MEPA Information

\* Is this project subject to MEPA review?:

Yes  No

Additional Information

Please use this space to enter additional information that may seem pertinent to your application.

Additional Information:

Continue Application »

Save and resume later



# Step 4: Documents

- ❑ Upload all required documents for your application
- ❑ The required documents will be listed in the table
- ❑ To begin attaching documents, click “Browse”

DEP Applications

WS20 - Approval to Construct a Source of 70 GPM or Greater Application

1	2 Site Information	3 Application Information	4 Documents	5 Special Fee Provision	6 Review	7
---	--------------------	---------------------------	-------------	-------------------------	----------	---

Step 4: Documents > Page 1 of 1

Documents

The system allows documents of up to 50MB in size. If your document is greater than 50MB, please attach a brief description of document type and instructions on how you will provide the document to the agency.

Documents:

Please upload 5 Required Document(s) which are mandatory to Submit this Application:

1. Construction Design Plans
2. Construction Specifications
3. Evidence of Approved Pumping Test Report
4. Final Site Plan Survey
5. WS Certification Form

Attachment

When uploading file document(s) the maximum file size allowed is 50 MB.  
The File Name: (including file extension) MUST NOT exceed 75 characters in length.  
The document Description: MUST NOT exceed 60 characters in length.  
Documents that exceed any of these limits will be removed by the system, and cannot be retrieved, which may delay the review process.  
.bat;.bin;.dll;.doc;.docx;.exe;.gif;.htm;.html;.ini;.iso;.jar;.java;.jpeg;.jpg;.js;.json;.mov;.mp3;.mp4;.mpeg;.mpg;.pdf;.png;.ppt;.psd;.txt;.wav;.xls;.xlsx;.xml;.zip

Name	Type	Size	Latest Update	Description	Action
No records found					

Browse

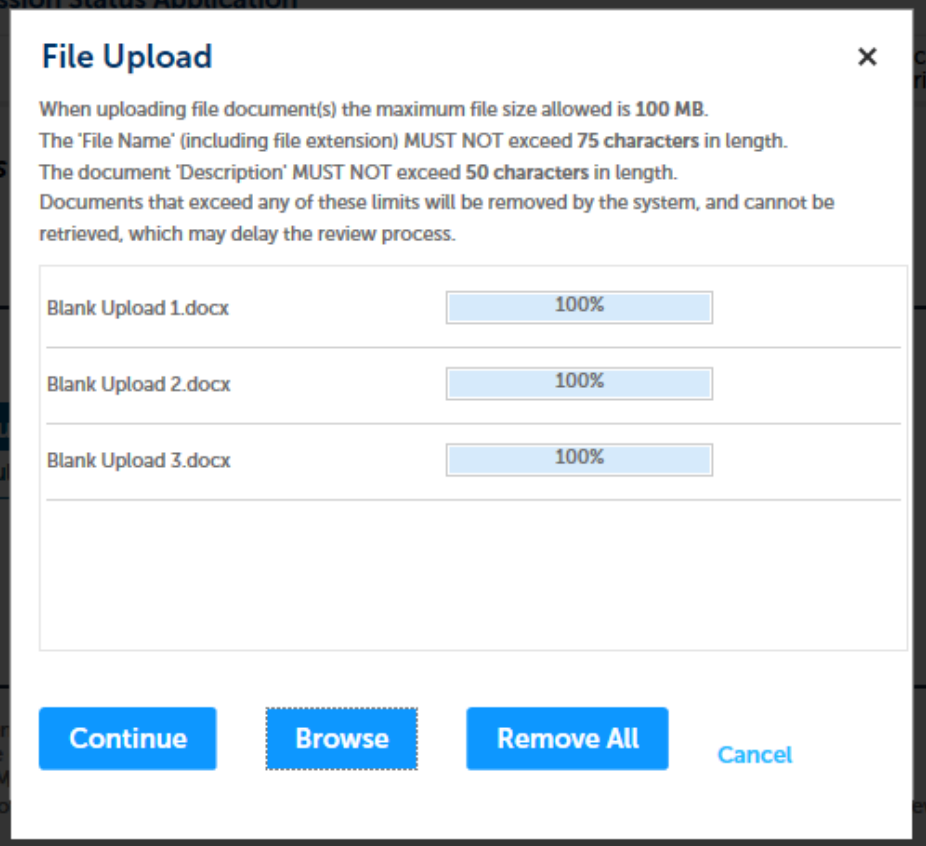
Continue Application »

Save and resume later



## Step 4: Documents (Attaching)

- ❑ A “File Upload” window opens
- ❑ Click “Browse”
- ❑ Choose the file(s) you want to attach.
- ❑ When all files reach 100%, click “Continue”



**File Upload** ✕

When uploading file document(s) the maximum file size allowed is 100 MB.  
The 'File Name' (including file extension) MUST NOT exceed 75 characters in length.  
The document 'Description' MUST NOT exceed 50 characters in length.  
Documents that exceed any of these limits will be removed by the system, and cannot be retrieved, which may delay the review process.

Blank Upload 1.docx	100%
Blank Upload 2.docx	100%
Blank Upload 3.docx	100%

**Continue** **Browse** **Remove All** Cancel



# Step 4: Documents (Attaching)

- ❑ Select the document type
- ❑ Provide a description of each document that you uploaded
- ❑ Click “Browse” to add more documents
- ❑ When all documents are uploaded and described, click “Save”

The screenshot displays the document upload interface with three sections. Each section has a 'File:' label, a progress bar (e.g., 'Blank Upload 1.docx', '100%'), a description field (labeled '\* Description (Maximum 50 characters):'), and a type dropdown menu (labeled '\* Type:'). A 'Remove' button is located to the right of each type dropdown. At the bottom, there are buttons for 'Save', 'Browse', 'Remove All', 'Continue Application >', and 'Save and resume later'.



# Step 4: Documents (Attaching)

- ❑ You should see a message that you have successfully attached documents
- ❑ Review the list of attached documents
- ❑ When ready, click on “Continue Application” to proceed

The screenshot displays the 'DPP Application' interface. At the top, a green notification bar states: 'The attachment(s) has/have been successfully uploaded. It may take a few minutes before changes are reflected.' Below this, a progress bar shows the current step: 'Step 4: Documents > Page 1 of 1'. The progress bar includes steps: 1 Site Information, 2 Application Information, 3 Resources, 4 Special Use Provisions, 5 Review, and 6 Review. The 'Documents' section contains a list of required documents: 1. Construction Design Plan, 2. Construction Specifications, 3. Evidence of Required Pumping Test Report, 4. Final site hierarchy, and 5. WS Certification Form. Below the list, an 'Attachment' table shows the details of the uploaded files. At the bottom, there are buttons for 'Review', 'Continue Application', and 'Save and resume later'.

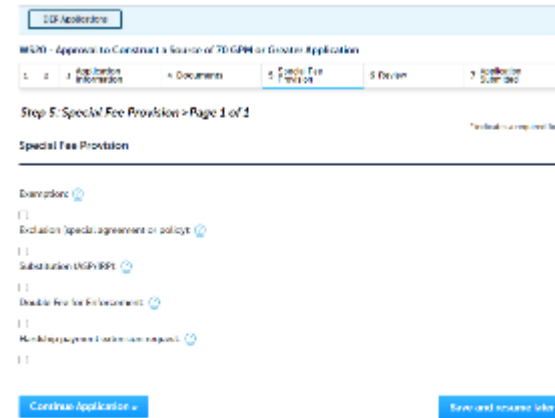
Name	Type	Size	Last Update	Description	Action
Document01.docx	Final Site Plan Survey	11.24 KB	08/26/2022	Final	Actions
Document02.docx	Records of Approved Pumping Test Report	10.24 KB	08/26/2022	Final	Actions
Document03.docx	WS Certification Form	10.24 KB	08/26/2022	Final	Actions
Document04.docx	Construction Specifications	10.24 KB	08/26/2022	Final	Actions
Document05.docx	Construction Design Plan	10.24 KB	08/26/2022	Final	Actions





# Step 5: Special Fee Provision

- ❑ Select Special Fee Provision, if applicable.
- ❑ Click “Continue Application” to proceed



The screenshot displays the 'Special Fee Provision' step of an application process. At the top, there is a navigation bar with tabs for '1. Application Information', '2. Documents', '3. Special Fee Provision', '4. Review', and '5. Application Submission'. The current step is '3. Special Fee Provision', which is highlighted. Below the navigation bar, the page title is 'Step 5: Special Fee Provision - Page 1 of 1'. The main content area is titled 'Special Fee Provision' and contains a list of items to be reviewed: 'Exemptions', 'Evaluation (special agreement or policy)', 'Substantial USGFSF', 'Disability Fee for Enforcement', and 'Monthly payment (advance request)'. At the bottom of the page, there are two buttons: 'Continue Application' and 'Save and review later'.



# Step 6: Review

- ❑ The entire application is shown on a single page for your review
- ❑ If you notice something that you want to change, click “Edit Application”
- ❑ Otherwise, continue to the bottom of the page

DEF Applications

WS20 - Approval to Construct a Source of 70 GPM or Greater Application

1 2 Application Information 3 Document 4 Special Fee Provision 5 Review 6 Application Summary

Step 6: Review

Continue Application Save and resume later

Please review the information below prior to submission. After the application has been submitted, you will not be able to make changes. To make changes after submital you must contact the Department directly.

Review and Certification

Edit Application

Permittee

Massachusetts Department of Environmental Protection  
100 Water Street  
Boston, MA 02108  
United States  
Telephone # 617-725-3311  
E-mail: dep@state.ma.us

Use Login Information: Yes

Permittee Company

Application Contributors

Showing 0-0 of 0

Contact Type	Name	Organization Name	Contact Person	Action
No records found.				

Site Information



# Step 6: Review

- Read the Certification Statement
- Click the check the box to complete your certification
- Click on “Continue Application” to proceed with the submittal of your application

## Application Submitter

Individual  
Testing Eipas  
Melrose, MA, 01928

Telephone #:123-123-2323  
E-mail:testing@eipas.com

I certify that I am familiar with the work proposed and that to the best of my knowledge and belief the information contained in this application is true, complete, and accurate.

By checking this box, I agree to the above certification.

Date:

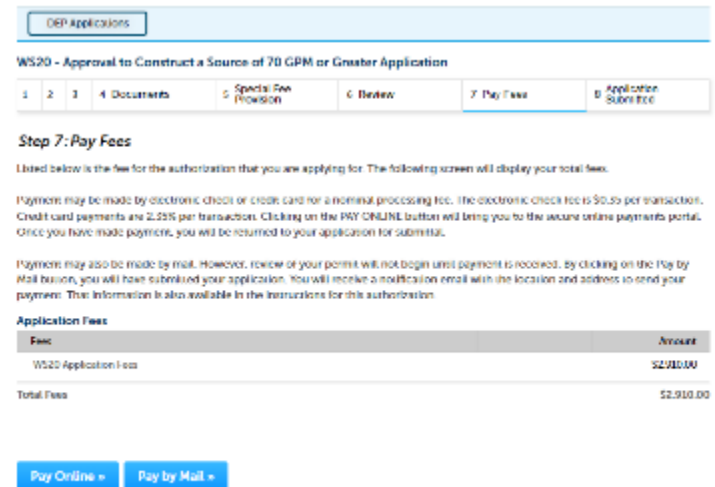
[Continue Application »](#)

[Save and resume later](#)



# Step 7: Pay Fees

- ❑ Both online payment and pay by mail options are available
- ❑ Online payment will require a service charge
- ❑ Click the appropriate box to continue



DEP Applications

WS20 - Approval to Construct a Source of 70 GPM or Greater Application

1 2 3 4 Documents 5 Special Fee Provision 6 Review 7 Pay Fees 8 Application Submittal

### Step 7: Pay Fees

Listed below is the fee for the authorization that you are applying for. The following screen will display your total fees.

Payment may be made by electronic check or credit card for a nominal processing fee. The electronic check fee is \$0.50 per transaction. Credit card payments are 2.35% per transaction. Clicking on the PAY ONLINE button will bring you to the secure online payments portal. Once you have made payment, you will be returned to your application for submittal.

Payment may also be made by mail. However, review of your permit will not begin until payment is received. By clicking on the Pay by Mail button, you will have submitted your application. You will receive a notification email with the location and address to send your payment. This information is also available in the instructions for this authorization.

Fee	Amount
WS20 Application Fee	\$2,910.00
<b>Total Fees</b>	<b>\$2,910.00</b>

[Pay Online](#) [Pay by Mail](#)



# Pay Online

- ❑ If you choose “Pay Online”, you will be brought to this screen
- ❑ Provide all payment and billing information
- ❑ Accept the terms and conditions and click submit
- ❑ You will be e-mailed a receipt

### Billing Information

First Name  
Enter First Name

Last Name  
Enter Last Name

Street  
Enter Street

City  
Enter City

State/Territory  
Select State

Zip  
Enter Zip

Phone Number  
( ) - -

Email  
Enter Email Address

Confirm Email  
Enter Email Address

### Payment Information

Credit/Debit Card **Electronic Check/ACH**

Card Type  
Select Card Type

Card Number  
**TEST MODE**

CVW Code  
123

Expiration  
01 2011

Check to accept both the Commonwealth of Massachusetts and nCourt Terms Agreements.  
 I Accept

#### Commonwealth of Massachusetts Terms Agreement

I authorize the charge to my credit card for the amount shown above. I agree to pay the total amount above according to the card issuer agreement. By checking the box below, I certify that I am an authorized user for the above referenced credit card account.

[nCourt Terms Agreement](#)

Back

Please Verify above information before the Submit Payment Button is pressed. Do not click Submit Payment button more than one time.



# Pay by Mail

---

- ❑ If you choose “Pay by mail”
  - ❑ Check your email for instructions
- ❑ Your application will not be reviewed until payment is received

**Payment online:** If you have paid online by credit or ACH you will receive an additional notification from the epayment vendor that your payment is complete. Review of your application will begin. That notification will include a Reference ID # for your records.

**Pay by Mail:** If you chose the "Pay by Mail" option, please make your payment in the form of a check or money order made payable to the Commonwealth of Massachusetts. Do not send cash. You must include your Application Number 20-WM05-0047-APP on the check or money order that must be sent to the address below.

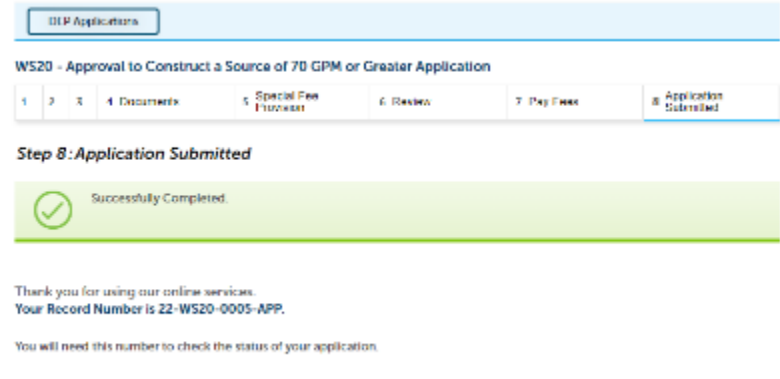
Department of Environmental Protection  
PO Box 4062  
Boston, MA 02211

*Review of your application will not begin until after your payment has been received and processed.*



# Step 8: Submission Successful!

- ❑ When you submit your application, you will receive a Record ID so you can track the status of your application online
- ❑ Upon submission of your application please make sure to check your email for system notifications



The screenshot displays the 'DIP Applications' section of the EEA ePlace Portal. It shows a progress bar for 'WS20 - Approval to Construct a Source of 70 GPM or Greater Application' with steps 1 through 8. Step 8, 'Application Submitted', is highlighted in blue. Below the progress bar, a green banner with a checkmark icon and the text 'Successfully Completed' is visible. The page also includes a thank-you message and the Record Number: 22-WS20-0005-APP.

DIP Applications

WS20 - Approval to Construct a Source of 70 GPM or Greater Application

1 2 3 4 Documents 5 Special Fee Process 6 Review 7 Pay Fees 8 Application Submitted

Step 8: Application Submitted

Successfully Completed

Thank you for using our online services.  
Your Record Number is 22-WS20-0005-APP.

You will need this number to check the status of your application.



# To check the status of an application

❑ Log on to EEA ePlace portal

➤ <https://eplace.eea.mass.gov/citizenaccess>

❑ Go to your “My Records” page to see and/or track the status of an application

Home

Dashboard My Records My Account

Welcome Test Test  
You are now logged in to the Commonwealth's EEA ePlace Portal.

What would you like to do?

- New License, Permit, Certificate, Notification or Registration [Click Here](#)
- Renew License, Permit, Certificate or Registration (select "My Records" above)
- Amend License, Permit, Certificate or Registration (select "My Records" above)

**Please note:** At this time, the EEA ePLACE Portal services only some (not all) licenses, permits, certificates and Registrations issued by Energy and Environmental Affairs (EEA). It does not service any other type of license or permit that is issued or approved by the Commonwealth or any of its agencies or municipalities. This Portal will not service any federal licenses or permits.

If you are using assistive tools such as JAWS, please check our FAQs for important information. [EEA ePlace Quick Guides](#)

To search and view all pending and final decisions for License, Permit, Certificate, Notification or Registration Applications submitted online and provide Comments on Applications that are open for Public Comments please visit the [EEA ePLACE Public Access Portal](#)

For additional information about the Commonwealth, please visit the [Mass.gov](#) portal. For EEA information, please visit the [Mass.gov/EEA](#) portal.

File an Online Application





# Questions?

---

For technical assistance:

- ❑ Contact the ePlace Help Desk Team at (844) 733-7522
- ❑ Or send an email to: [ePLACE\\_helpdesk@state.ma.us](mailto:ePLACE_helpdesk@state.ma.us)

For business related questions, please visit the link below:

<https://www.mass.gov/how-to/ws-20-approval-to-construct-a-source-of-70-gallons-per-minute-or-greater>

