

Administrative Office of the Trial Court
Case Flow Metrics Report

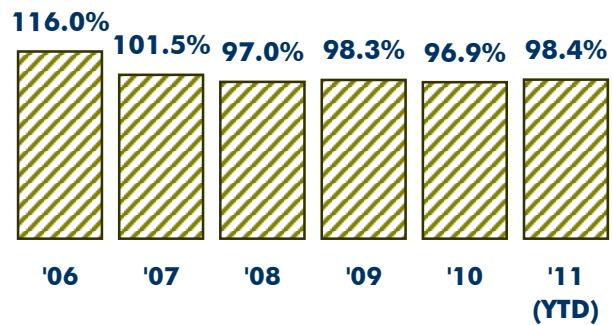
Calendar Year 2011
Quarter 2

Honorable Robert A. Mulligan
Chief Justice for Administration and Management

August 23, 2011

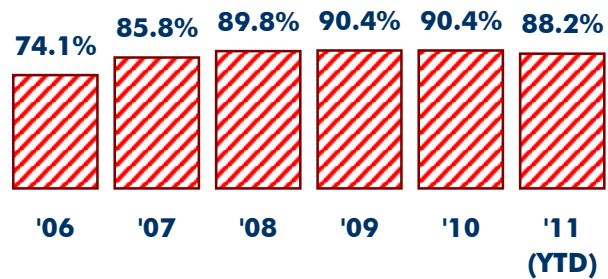
Case Flow Metrics Summary: 2006 Through 2011 (Q2) All Court Departments

Metric 1: Clearance Rate

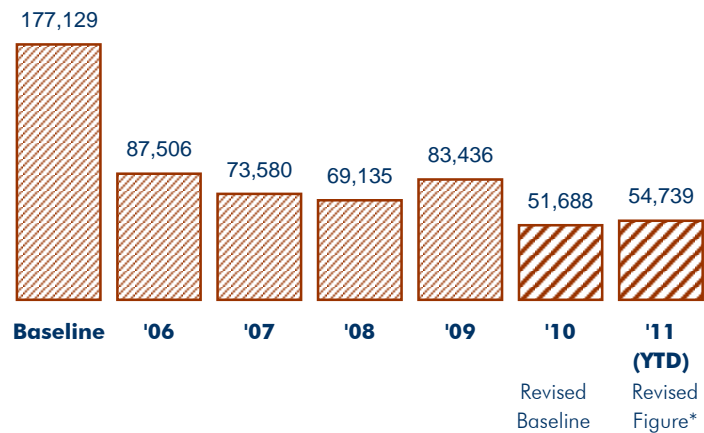


Metric 2: Time to Disposition

Percentage of cases disposed within time standard.

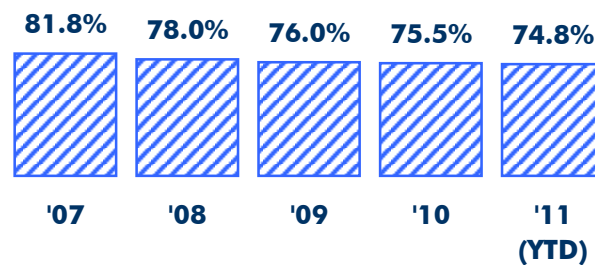


Metric 3: Cases Pending Beyond Time Standards



Metric 4: Trial Date Certainty

Percentage of cases disposed within two trial date settings.



* See Probate and Family Court Department note on Metric 3.

Case Flow Metric 1 - Clearance Rate

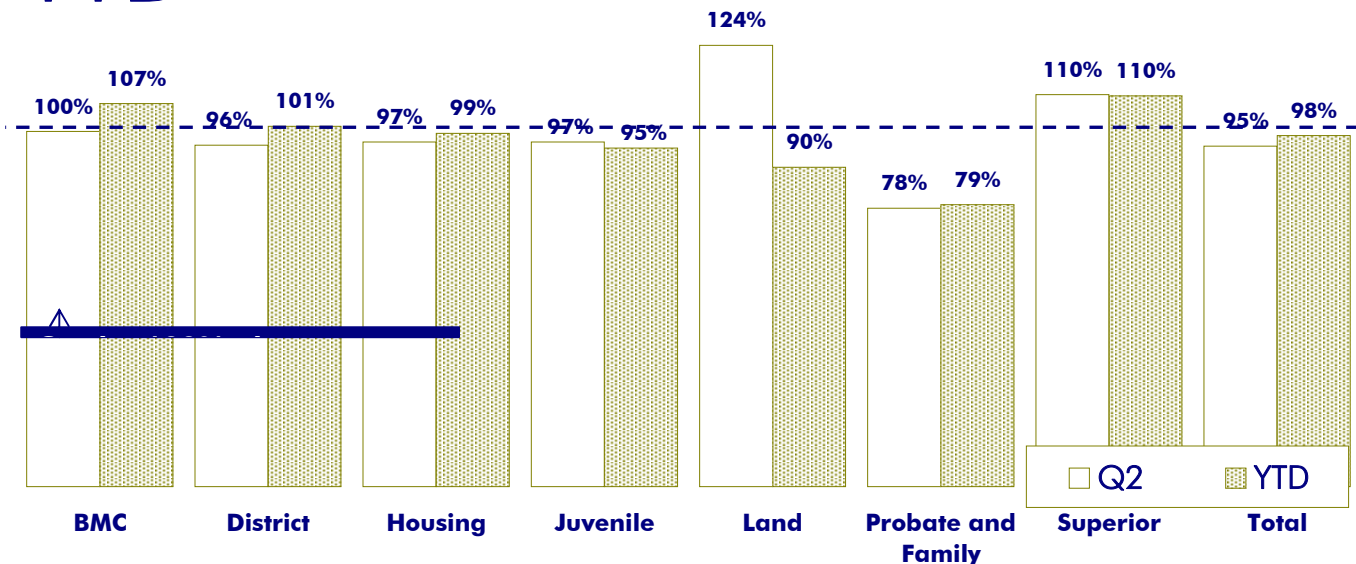
Q2

Case Activity April 1, 2011 to June 30, 2011

Court Department	New Cases	Disposed Cases	Clearance Rate (Goal: 100%)	Progress Towards Goal
Boston Municipal Court				
Civil	10,720	10,526	98%	Goal Achieved
Criminal	7,169	7,290	102%	
Sub-Total	17,889	17,816	100%	
District Court				
Civil	17,743	16,630	94%	
Criminal	42,530	41,108	97%	
Sub-Total	60,273	57,738	96%	
Housing	10,114	9,779	97%	
Juvenile				
Civil	3,277	3,737	114%	Goal Achieved
Criminal	5,042	4,304	85%	
Sub-Total	8,319	8,041	97%	
Land	3,558	4,404	124%	Goal Achieved
Probate and Family	18,011	14,063	78%	
Superior				
Civil	5,682	6,207	109%	Goal Achieved
Criminal	1,288	1,453	113%	
Sub-Total	6,970	7,660	110%	
Total	125,134	119,501	95%	

YTD

CY2011 - Clearance Rate



Notes

The quarterly and annual goal for this metric is 100%.

For the District Court, in the second quarter of 2011 many of the 62 divisions converted from BasCOT to MassCourts. The court metrics were initially developed using the BasCOT system. For the second quarter of 2011, the metrics reports includes only those divisions that are still using the BasCOT system. The Trial Court Information Services division developed extracts to support the metrics reporting from the MassCourts division, but these data were not incorporated into the quarterly report.

For the District Court the number of cases for case flow metric 1 may exceed the number of cases in case flow metric 2 because case flow metric 1 includes all 62 District Courts, whereas case flow metric 2 does not include JMS courts (Brockton, Barnstable).

For the District Court civil clearance rate the statistics for the second quarter of 2011 include information from 25 of the 62 court divisions. The clearance rate includes information on regular civil, restraining order, and mental health cases. The clearance rate does not include information on small claims, summary process, and supplementary process cases.

For the Land Court, the number of cases in case flow metric 1 may exceed the number of cases in case flow metric 2 because: (1) case flow metric 1, unlike case flow metric 2, includes both time standards and non-time standards cases. A large number of Land Court cases, including Mortgage Foreclosure cases and "S-Cases", relating to registered land, are not subject to time standards. The vast majority of these cases are disposed of in less than six months time; and, (2) case flow metric 1, unlike case flow metric 2, includes all cases disposed of during the quarter, including pre-MassCourts cases that had been completed prior to the quarter, but remained open and undisposed on the docket.

For the Superior Court the number of cases in case flow metric 1 may exceed the number of cases in case flow metric 2 because case flow metric 2 does not include cases disposed without a track assignment.

Case Flow Metric 2: Time to Disposition

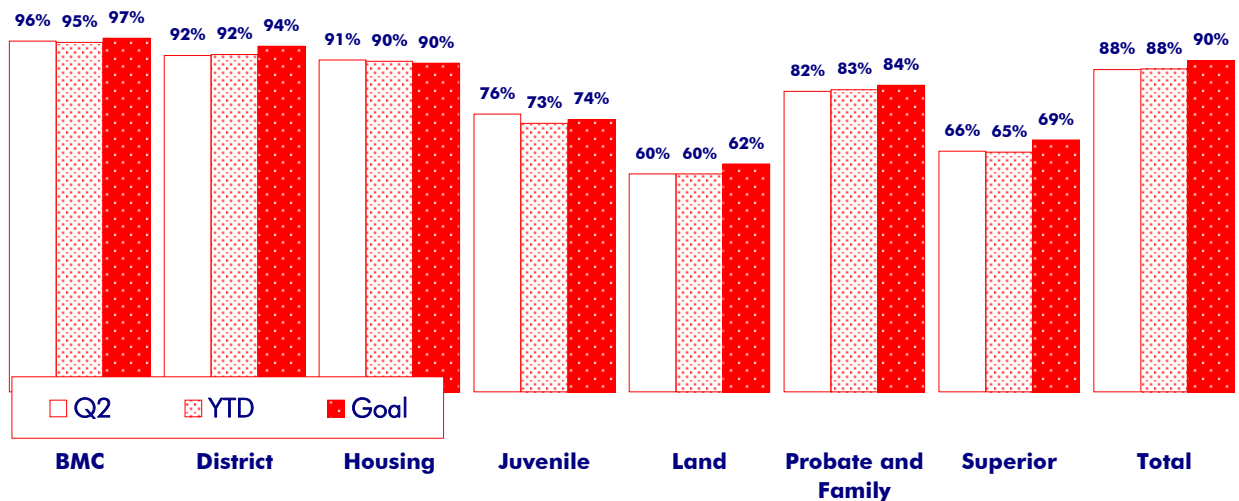
Q2

Case Activity April 1, 2011 to June 30, 2011

Court Department	Total Disposed	Disposed Within Time Standard	% Within Time Standard	Time to Disposition Goal	Progress Towards Goal
Boston Municipal Court					
Civil	10,526	10,291	98%	98%	Goal Achieved
Criminal	7,290	6,768	93%	94%	
Sub-Total	17,816	17,059	96%	97%	
District Court					
Civil	13,689	13,050	95%	98%	
Criminal	41,106	37,269	91%	92%	
Sub-Total	54,795	50,319	92%	94%	
Housing	9,779	8,858	91%	90%	Goal Achieved
Juvenile					
Civil	3,737	3,045	81%	78%	Goal Achieved
Criminal	4,304	3,054	71%	71%	Goal Achieved
Sub-Total	8,041	6,099	76%	74%	Goal Achieved
Land	731	435	60%	62%	
Probate and Family	14,000	11,484	82%	84%	
Superior					
Civil	6,168	4,474	73%	76%	Goal Achieved
Criminal	1,407	507	36%	35%	
Sub-Total	7,575	4,981	66%	69%	
Total	112,737	99,235	88%	90%	

YTD

CY2011 - % Disposed Within Time Standard



Notes

The baseline was established from calendar year 2010. The quarterly and annual goals for this metric (percent disposed within time standards) is to maintain the CY 2010 annual percentage.

For the District Court, the changes in reporting that were outlined in metric 1 with respect to the conversion of several divisions from BasCOT to MassCourts for the purposes of civil cases applies to metric 2 as well.

Case Flow Metric 3: Pending Cases Beyond Time Standards

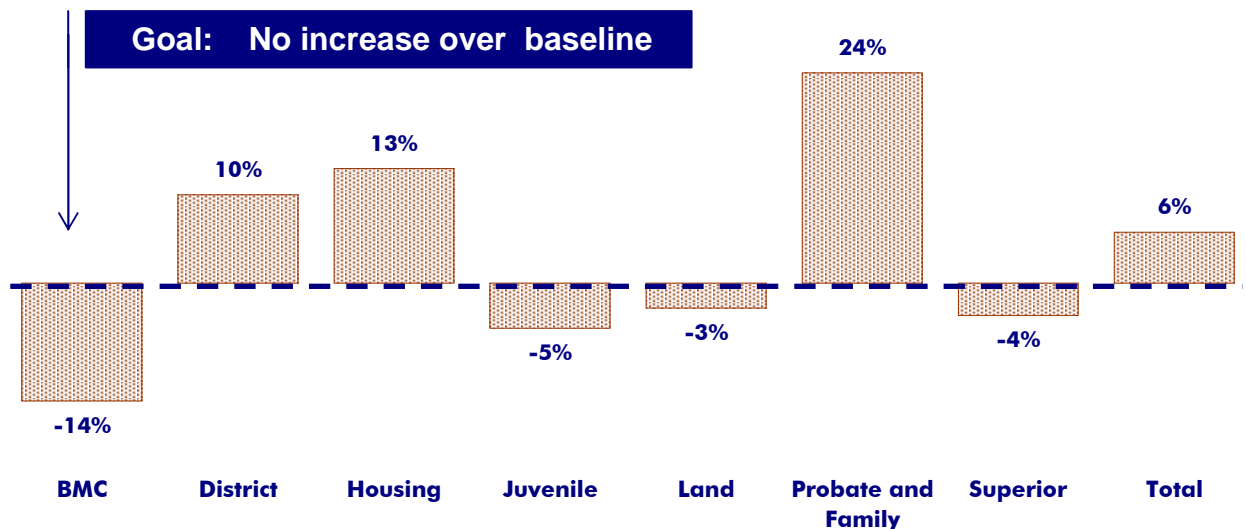
Q2

Case Status June 30, 2011

Court Department	Baseline	Pending Beyond Time Standards	Total Number Pending	% Reduction from Baseline	Progress Towards Goal
Boston Municipal Court					
Civil	180	232	7,337	29%	
Criminal	598	440	11,517	-26%	Goal Achieved
Sub-Total	778	672	18,854	-14%	Goal Achieved
District Court					
Civil	760	524	15,392	-31%	Goal Achieved
Criminal	4,918	5,735	58,541	17%	
Sub-Total	5,678	6,259	73,933	10%	
Housing	1,490	1,688	4,558	13%	
Juvenile					
Civil	4,409	4,501	11,802	2%	
Criminal	5,938	5,308	11,454	-11%	Goal Achieved
Sub-Total	10,347	9,809	23,256	-5%	Goal Achieved
Land	10,521	10,218	12,337	-3%	Goal Achieved
Probate and Family	14,493	18,025	48,764	24%	
Superior					
Civil	5,979	5,858	26,852	-2%	Goal Achieved
Criminal	2,402	2,210	5,158	-8%	Goal Achieved
Sub-Total	8,381	8,068	32,010	-4%	Goal Achieved
Total	51,688	54,739	213,712	6%	

YTD

CY2011 - % Reduction in Pending Cases Beyond Time Standards



Notes

The baseline was established from the end of calendar year 2010. The annual goal for this metric (number of cases pending beyond time standards) is not to exceed the number of cases pending beyond time standards as of December 31, 2010.

District Court:

For the District Court, the changes in reporting that were outlined in metric 1 with respect to the conversion of several divisions from BasCOT to MassCourts for the purposes of civil cases applies to metric 3 as well. BasCOT only provides information for 25 district court divisions on the civil side and is unable to extract default time in evaluating the age of a case.

Probate and Family Court :

For Probate and Family Court, the baseline established from the end of calendar year 2010 was revised during the first quarter of 2011. During this quarter, the Probate and Family Court Department worked with the Trial Court Information Services to identify and dispose, for statistical purposes, a large number of cases that had no case activity since December 31, 2008. Most typically, these were cases in which a temporary order was issued and there was no activity on the case for a period of at least 24 months. These cases had no future event scheduled or expected and are not directly comparable to those active cases for which there is a future event scheduled or expected.

With the assistance of the Trial Court Information Services, the Probate and Family Court Department was able to estimate the impact of this reporting change. As outlined in the table below, there was an estimated increase of 1,775 cases pending beyond time standards. This estimate was used to establish a new baseline for Probate and Family Court Department for 2011.

As stated by the National Center for State Courts, "Having a complete and accurate inventory of active pending cases as well as tracking their number and age is important because this pool of cases potentially requires court action . . . the court can focus attention on what is required to ensure cases are brought to completion within reasonable timeframes."

	Cases Pending Beyond Time Standard	Total Pending Cases
2011 Q1 Using New Reporting Method	16,268	44,168
2011 Q1 Using Previous Reporting Method	56,997	87,286
Difference	(40,729)	(43,118)
2010 Q4 Using Previous Reporting Method	55,222	83,832
Change from Prior Quarter Using Previous Reporting Method	1,775	3,454
Revised Baseline Estimate - Probate and Family Court Department	14,493	
Revised Baseline Estimate - AOTC	51,688	

Case Flow Metric 4: Trial Date Certainty

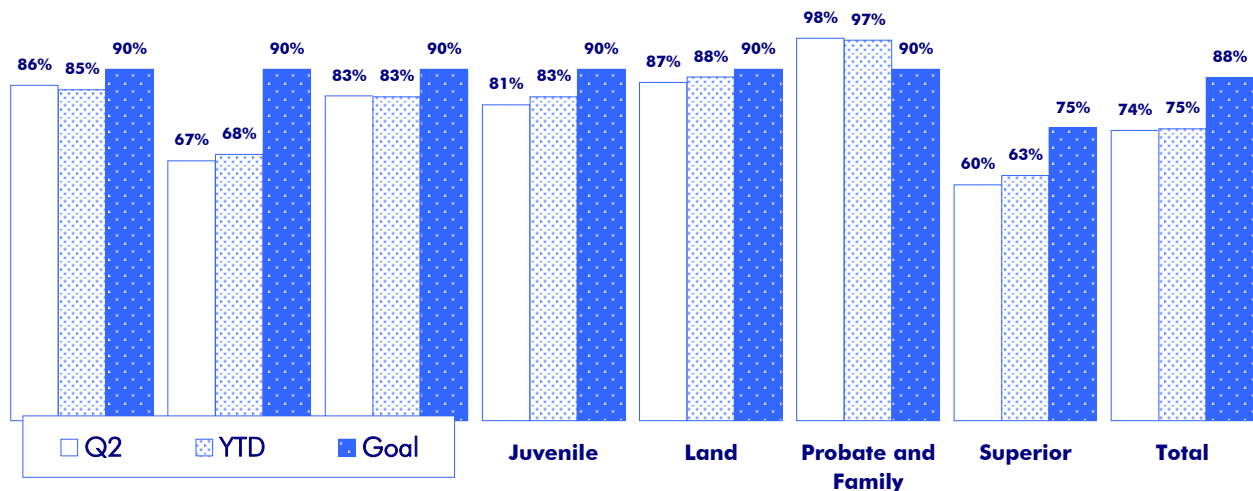
Q2

Case Activity April 1, 2011 to June 30, 2011

Court Department	Trial Settings				Disposed w/i Two Trial Date Settings	Trial Date Certainty Goal	Progress Towards Goal
	One	Two	Three	All			
Boston Municipal Court							
Civil	28	10	3	42	90%	90%	Goal Achieved
Criminal	105	58	19	192	85%	90%	
Sub-Total	133	68	22	234	86%	90%	
District Court							
Civil	45	31	13	108	70%	90%	
Criminal	453	256	117	1,072	66%	90%	
Sub-Total	498	287	130	1,180	67%	90%	
Housing	235	107	37	411	83%	90%	
Juvenile							
Civil	115	32	19	183	80%	90%	
Criminal	24	3	4	32	84%	90%	
Sub-Total	139	35	23	215	81%	90%	
Land	10	3	2	15	87%	90%	
Probate and Family	248	34	6	288	98%	90%	Goal Achieved
Superior							
Civil	83	37	38	199	60%	75%	
Criminal	55	63	23	195	61%	75%	
Sub-Total	138	100	61	394	60%	75%	
Total	1,401	634	281	2,737	74%	88%	

YTD

CY2011 - % Disposed Within Two Trial Date Settings



Notes

For case flow metric 4, the annual goal will be to have 90% of the cases that are disposed by trial actually go to trial by the second trial date setting for all departments except for the Superior Court. For the Superior Court, the annual goal will be to have 75% of the cases that are disposed by trial actually go to trial by the second trial date setting. The total trial date certainty goal was weighted by the number of trials in each department and the corresponding trial date certainty goal.