

Administrative Office of the Trial Court
Case Flow Metrics Report

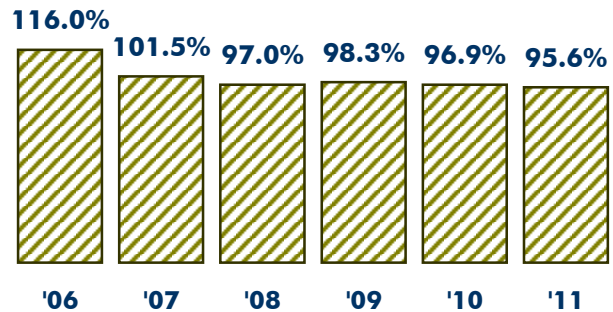
Calendar Year 2011
Quarter 4

Honorable Robert A. Mulligan
Chief Justice for Administration and Management

March 8, 2012

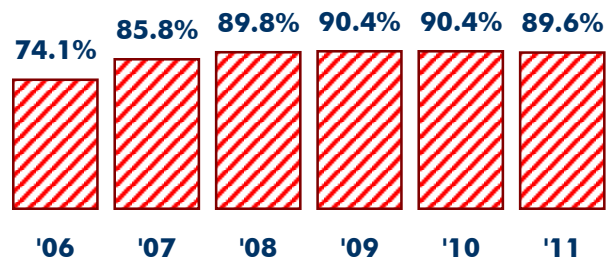
Case Flow Metrics Summary: 2006 Through 2011 (Q4) All Court Departments

Metric 1: Clearance Rate

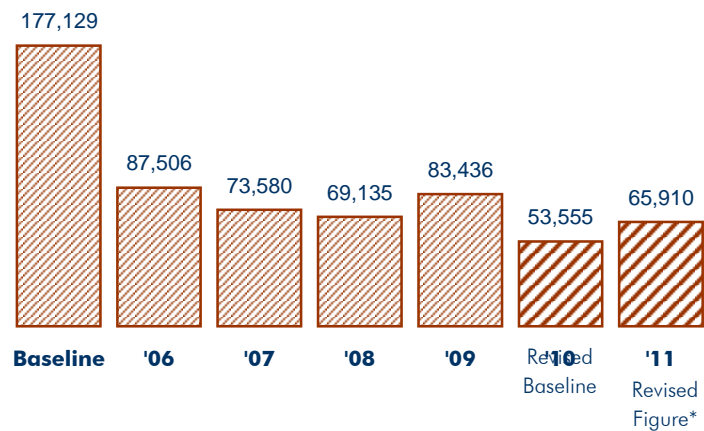


Metric 2: Time to Disposition

Percentage of cases disposed within time standard.

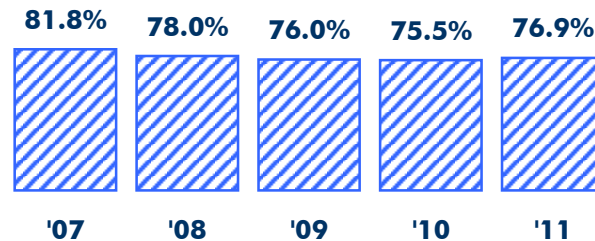


Metric 3: Cases Pending Beyond Time Standards



Metric 4: Trial Date Certainty

Percentage of cases disposed within two trial date settings.



* See District Court and Probate and Family Court Department notes on Metric 3.

Case Flow Metric 1 - Clearance Rate

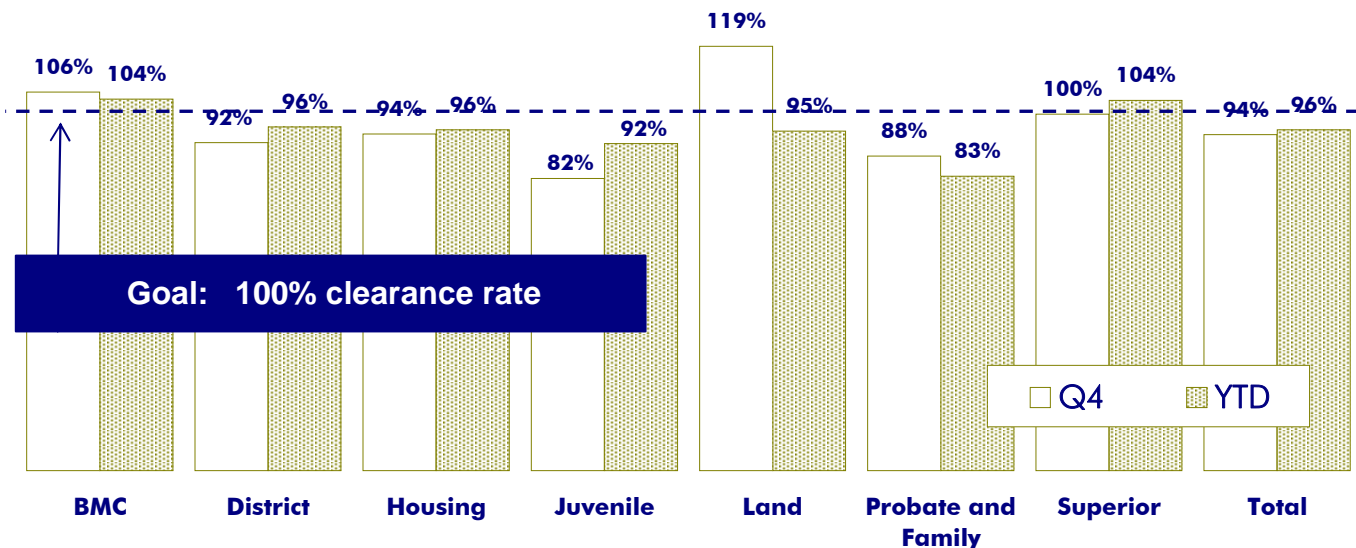
Q4

Case Activity October 1, 2011 to December 31, 2011

Court Department	New Cases	Disposed Cases	Clearance Rate (Goal: 100%)	Progress Towards Goal
Boston Municipal Court				
Civil	8,531	9,368	110%	Goal Achieved
Criminal	6,764	6,867	102%	Goal Achieved
Sub-Total	15,295	16,235	106%	Goal Achieved
District Court				
Civil	23,745	22,238	94%	
Criminal	35,703	32,432	91%	
Sub-Total	59,448	54,670	92%	
Housing	10,659	10,060	94%	
Juvenile				
Civil	3,304	3,090	94%	
Criminal	4,858	3,600	74%	
Sub-Total	8,162	6,690	82%	
Land	4,112	4,892	119%	Goal Achieved
Probate and Family	15,588	13,748	88%	
Superior				
Civil	5,547	5,618	101%	Goal Achieved
Criminal	1,264	1,193	94%	
Sub-Total	6,811	6,811	100%	Goal Achieved
Total	120,075	113,106	94%	

YTD

CY2011 - Clearance Rate



Notes

The quarterly and annual goal for this metric is 100%.

For the District Court the number of cases for case flow metric 1 may exceed the number of cases in case flow metric 2 because case flow metric 1 includes all 62 District Courts, whereas case flow metric 2 does not include JMS courts (Brockton, Barnstable).

For the **Land Court**, the number of cases in case flow metric 1 may exceed the number of cases in case flow metric 2 because: (1) case flow metric 1, unlike case flow metric 2, includes both time standards and non-time standards cases. A large number of Land Court cases, including Mortgage Foreclosure cases and "S-Cases", relating to registered land, are not subject to time standards. The vast majority of these cases are disposed of in less than six months time; and, (2) case flow metric 1, unlike case flow metric 2, includes all cases disposed of during the quarter, including pre-MassCourts cases that had been completed prior to the quarter, but remained open and undisposed on the docket.

For the **Superior Court** the number of cases in case flow metric 1 may exceed the number of cases in case flow metric 2 because case flow metric 2 does not include cases disposed without a track assignment.

Case Flow Metric 2: Time to Disposition

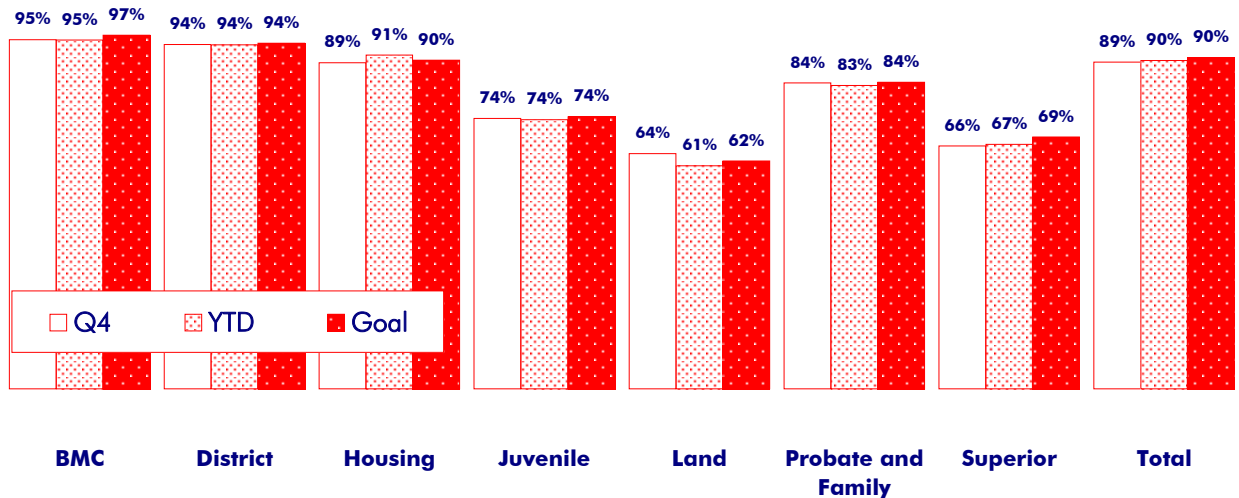
Q4

Case Activity October 1, 2011 to December 31, 2011

Court Department	Total Disposed	Disposed Within Time Standard	% Within Time Standard	Time to Disposition Goal	Progress Towards Goal
Boston Municipal Court					
Civil	9,368	9,081	97%	98%	
Criminal	6,867	6,400	93%	94%	
Sub-Total	16,235	15,481	95%	97%	
District Court					
Civil	22,784	22,132	97%	98%	
Criminal	30,024	27,532	92%	92%	Goal Achieved
Sub-Total	52,808	49,664	94%	94%	Goal Achieved
Housing	10,060	8,961	89%	90%	
Juvenile					
Civil	3,090	2,289	74%	78%	
Criminal	3,600	2,652	74%	71%	Goal Achieved
Sub-Total	6,690	4,941	74%	74%	Goal Achieved
Land	682	438	64%	62%	Goal Achieved
Probate and Family	13,748	11,488	84%	84%	Goal Achieved
Superior					
Civil	5,568	4,023	72%	76%	
Criminal	1,112	409	37%	35%	Goal Achieved
Sub-Total	6,680	4,432	66%	69%	
Total	106,903	95,405	89%	90%	

YTD

CY2011 - % Disposed Within Time Standard



Notes

The baseline was established from calendar year 2010. The quarterly and annual goals for this metric (percent disposed within time standards) is to maintain the CY 2010 annual percentage.

For the District Court, information includes all divisions. Time Standard period for all courts, excluding Bascot Courts (Barnstable, Brockton, and Lawrence) are derived from MassCourts using a total time standard period of 540 days to disposition. For Civil Bascot Courts (Barnstable, Brockton & Lawrence) time to disposition data is for an estimated 18 month period due to the limits of the Bascot system.

Case Flow Metric 3: Pending Cases Beyond Time Standards

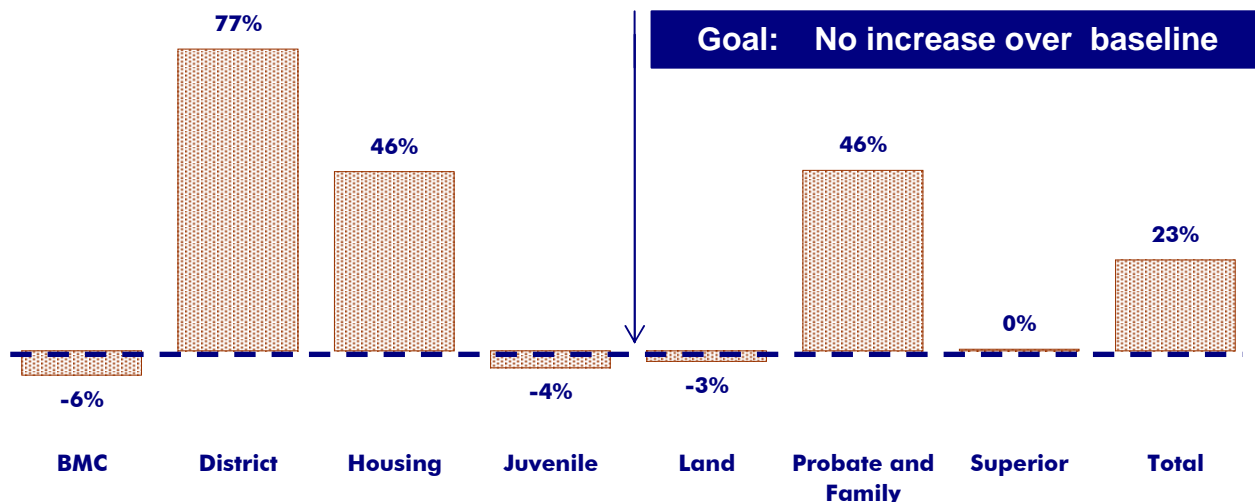
Q4

Case Status December 31, 2011

Court Department	Baseline	Pending Beyond Time Standards	Total Number Pending	% Reduction from Baseline	Progress Towards Goal
Boston Municipal Court					
Civil	180	227	4,886	26%	
Criminal	598	503	10,514	-16%	Goal Achieved
Sub-Total	778	730	15,400	-6%	Goal Achieved
District Court					
Civil	2,627	6,879	31,890	162%	
Criminal	4,918	6,445	63,367	31%	
Sub-Total	7,545	13,324	95,257	77%	
Housing	1,490	2,168	5,581	46%	
Juvenile					
Civil	4,409	4,389	10,922	0%	Goal Achieved
Criminal	5,938	5,514	11,956	-7%	Goal Achieved
Sub-Total	10,347	9,903	22,878	-4%	Goal Achieved
Land	10,521	10,237	12,540	-3%	Goal Achieved
Probate and Family	14,493	21,135	49,554	46%	
Superior					
Civil	5,979	5,866	26,650	-2%	Goal Achieved
Criminal	2,402	2,547	5,496	6%	
Sub-Total	8,381	8,413	32,146	0%	
Total	53,555	65,910	233,356	23%	

YTD

CY2011 - % Reduction in Pending Cases Beyond Time Standards



Notes

The baseline was established from the end of calendar year 2010. The annual goal for this metric (number of cases pending beyond time standards) is not to exceed the number of cases pending beyond time standards as of December 31, 2010.

District Court:

For civil cases in the District Court the baseline was established from the end of Q1, 2011.

Probate and Family Court :

For Probate and Family Court, the baseline established from the end of calendar year 2010 was revised during the first quarter of 2011. During this quarter, the Probate and Family Court Department worked with the Trial Court Information Services to identify and dispose, for statistical purposes, a large number of cases that had no case activity since December 31, 2008. Most typically, these were cases in which a temporary order was issued and there was no activity on the case for a period of at least 24 months. These cases had no future event scheduled or expected and are not directly comparable to those active cases for which there is a future event scheduled or expected.

With the assistance of the Trial Court Information Services, the Probate and Family Court Department was able to estimate the impact of this reporting change. As outlined in the table below, there was an estimated increase of 1,775 cases pending beyond time standards. This estimate was used to establish a new baseline for Probate and Family Court Department for 2011.

As stated by the National Center for State Courts, "Having a complete and accurate inventory of active pending cases as well as tracking their number and age is important because this pool of cases potentially requires court action . . . the court can focus attention on what is required to ensure cases are brought to completion within reasonable timeframes."

	Cases Pending Beyond Time Standard	Total Pending Cases
2011 Q1 Using New Reporting Method	16,268	44,168
2011 Q1 Using Previous Reporting Method	56,997	87,286
Difference	(40,729)	(43,118)
2010 Q4 Using Previous Reporting Method	55,222	83,832

Case Flow Metric 4: Trial Date Certainty

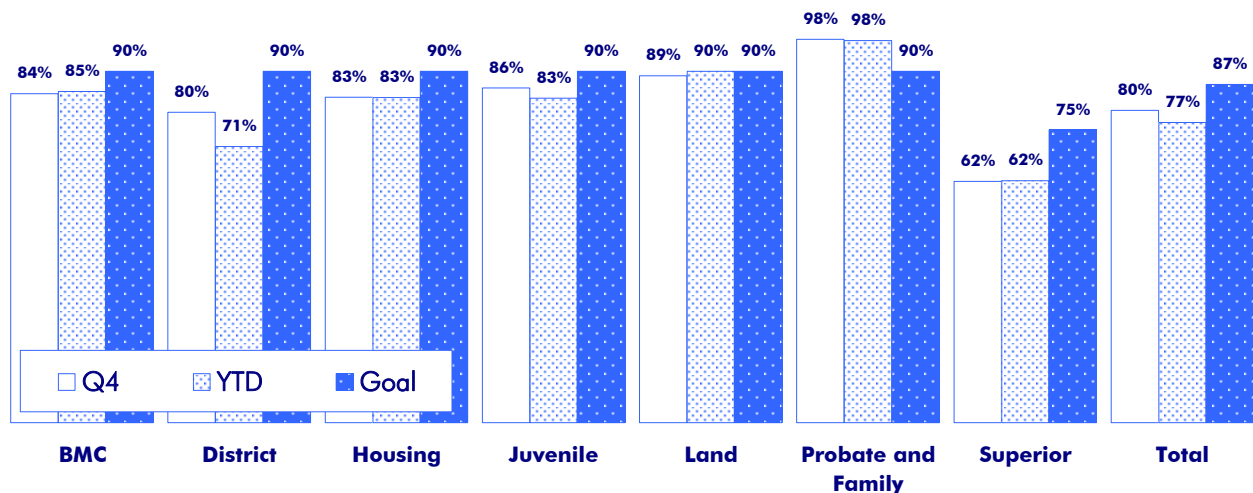
Q4

Case Activity October 1, 2011 to December 31, 2011

Court Department	Trial Settings				Disposed w/i Two Trial Date Settings	Trial Date Certainty Goal	Progress Towards Goal
	One	Two	Three	All			
Boston Municipal Court							
Civil	18	8	3	31	84%	90%	
Criminal	93	42	17	160	84%	90%	
Sub-Total	111	50	20	191	84%	90%	
District Court							
Civil	49	25	14	93	80%	90%	
Criminal	135	51	19	234	79%	90%	
Sub-Total	184	76	33	327	80%	90%	
Housing	262	109	35	445	83%	90%	
Juvenile							
Civil	90	29	8	137	87%	90%	
Criminal	16	3	5	24	79%	90%	
Sub-Total	106	32	13	161	86%	90%	
Land	8	0	1	9	89%	90%	
Probate and Family	192	22	4	218	98%	90%	Goal Achieved
Superior							
Civil	41	88	27	209	62%	75%	
Criminal	64	50	57	184	62%	75%	
Sub-Total	105	138	84	393	62%	75%	
Total	968	427	190	1,744	80%	87%	

YTD

CY2011 - % Disposed Within Two Trial Date Settings



Notes

For case flow metric 4, the annual goal will be to have 90% of the cases that are disposed by trial actually go to trial by the second trial date setting for all departments except for the Superior Court. For the Superior Court, the annual goal will be to have 75% of the cases that are disposed by trial actually go to trial by the second trial date setting. The total trial date certainty goal was weighted by the number of trials in each department and the corresponding trial date certainty goal.