



Opioid¹-Related Overdose Deaths, All Intent, MA Residents – Demographic Data Highlights

Massachusetts Department of Public Health

POSTED: MAY 2017

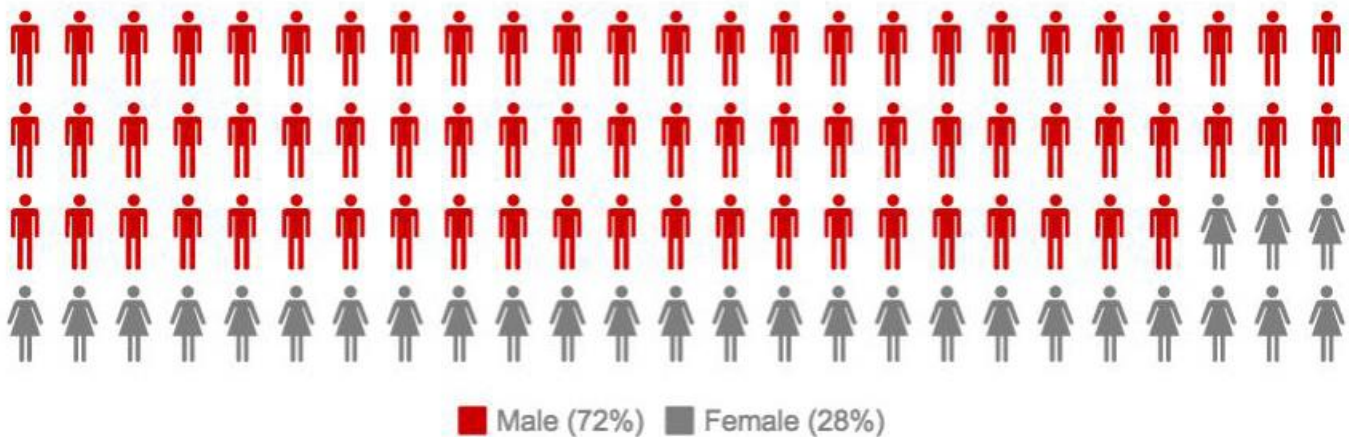
Note To Readers: This is the first quarterly report for 2017. Please note that throughout all sections of this report there has been a change in the category of deaths that are included. Death data that were previously reported as “Unintentional/Undetermined” has been updated to include deaths of “**All Intent**”, which means that opioid-related deaths that have been determined by the Office of the Chief Medical Examiner as the result of suicide will now be included in the totals. This will not add significantly to the death totals, however it will allow for consistency in interpretation in the data that are presented.

This data brief highlights demographic data from confirmed opioid-related overdose deaths for all intents, from January 2016 to December 2016.

Confirmed Opioid¹-Related Deaths, All Intent, by Gender: January 2016-December 2016

Confirmed Opioid ¹ -Related Deaths, All Intent by Gender: January 2016-December 2016	
Male	1,394
Female	539
Total	1,933

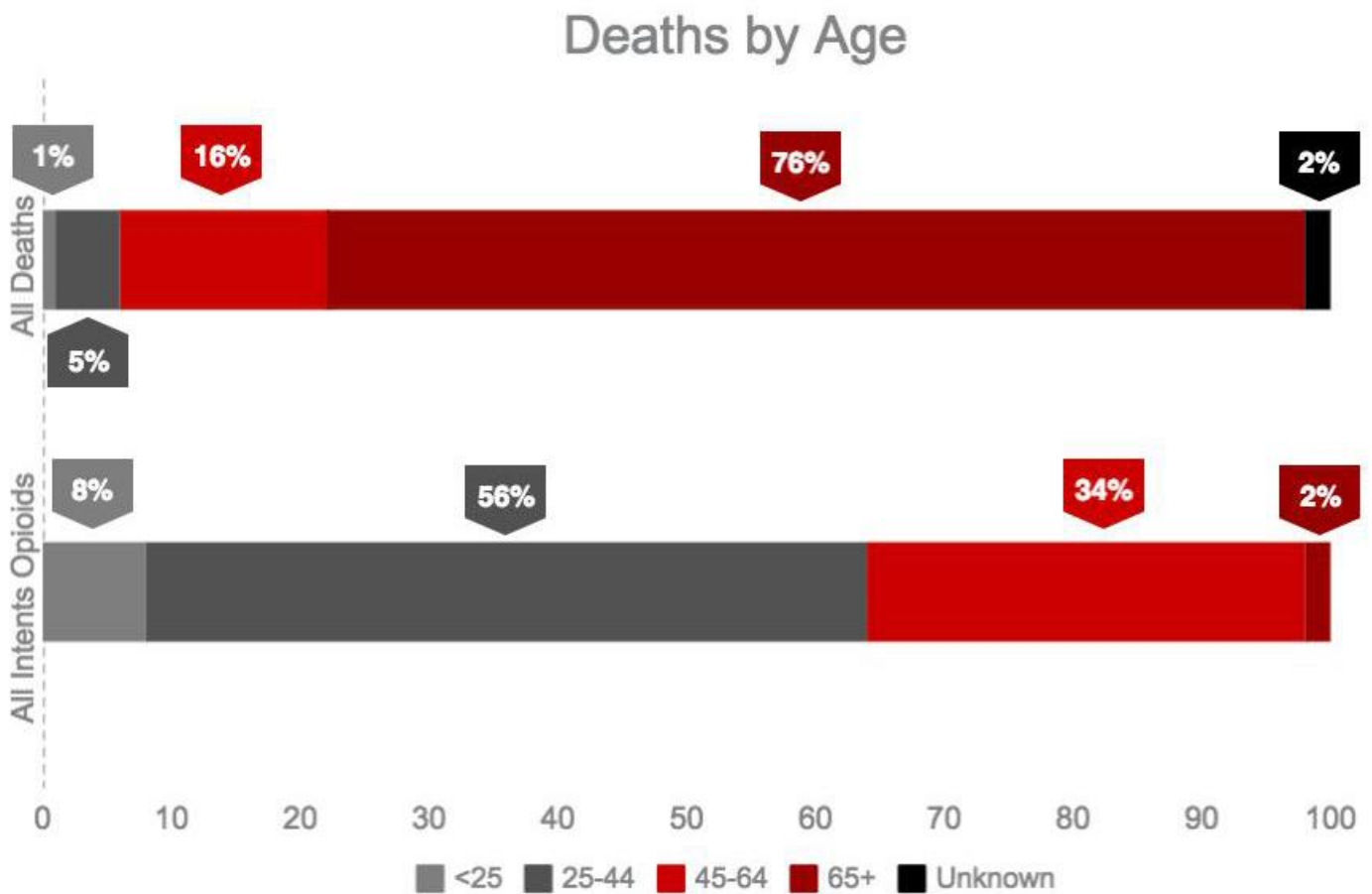
All Intent Opioids Deaths by Gender



¹Opioids include heroin, opioid-based prescription painkillers, and other unspecified opioids.

Confirmed Opioid¹-Related Deaths, All Intents Compared to All Deaths by Age: January 2016-December 2016

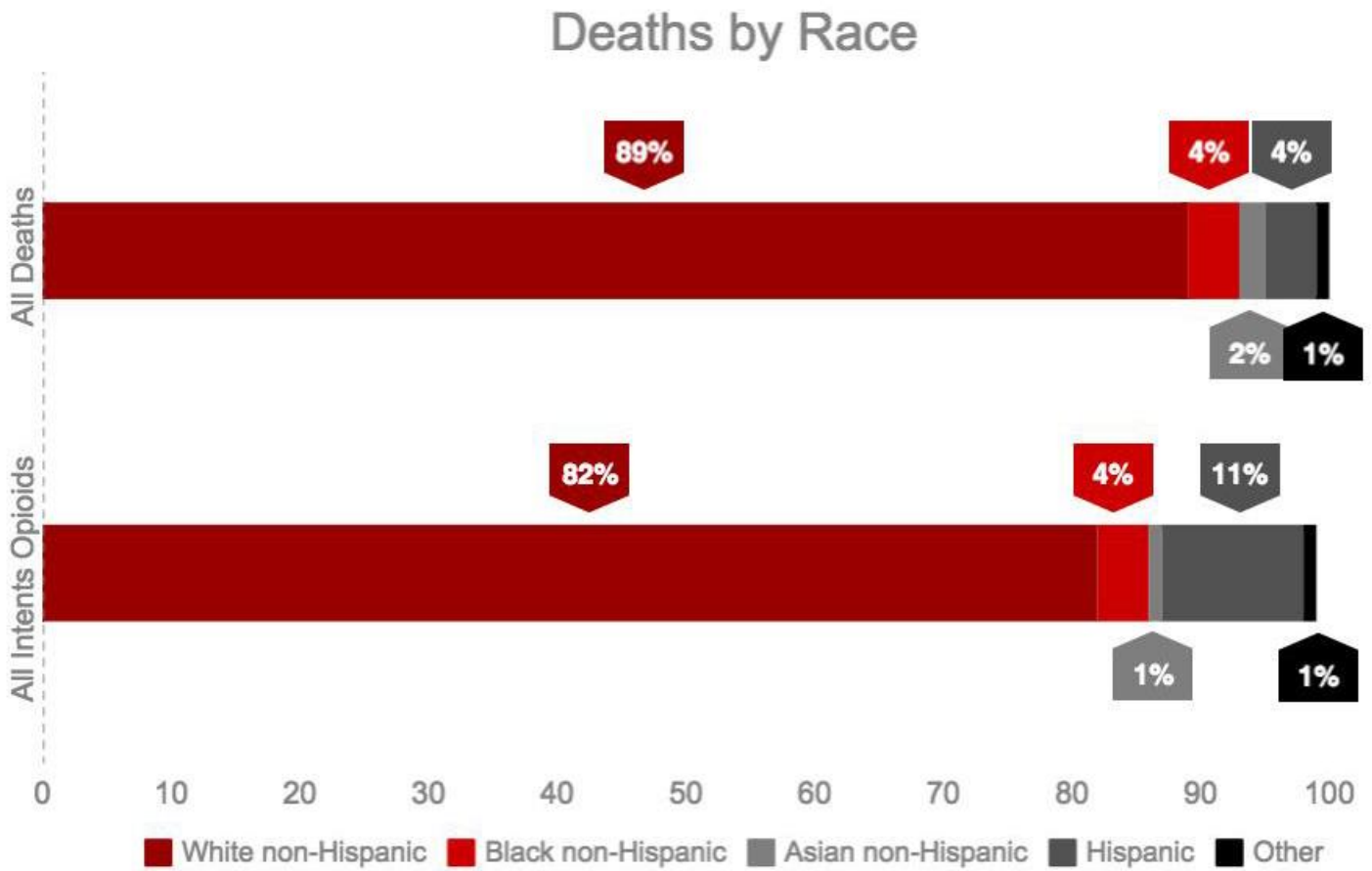
	Deaths by Age: January 2016-December 2016								
	0-14	15-24	25-34	35-44	45-54	55-64	65+	Unknown	Total
All Deaths	370	463	1,196	1,400	3,031	6,009	43,014	1,317	56,800
Confirmed Opioid ¹ -Related Deaths, All Intents	1	150	596	480	402	258	32	14	1,933



¹Opioids include heroin, opioid-based prescription painkillers, and other unspecified opioids.

Confirmed Opioid¹-Related Deaths, All Intent Compared to All Deaths by Race: January 2016-December 2016

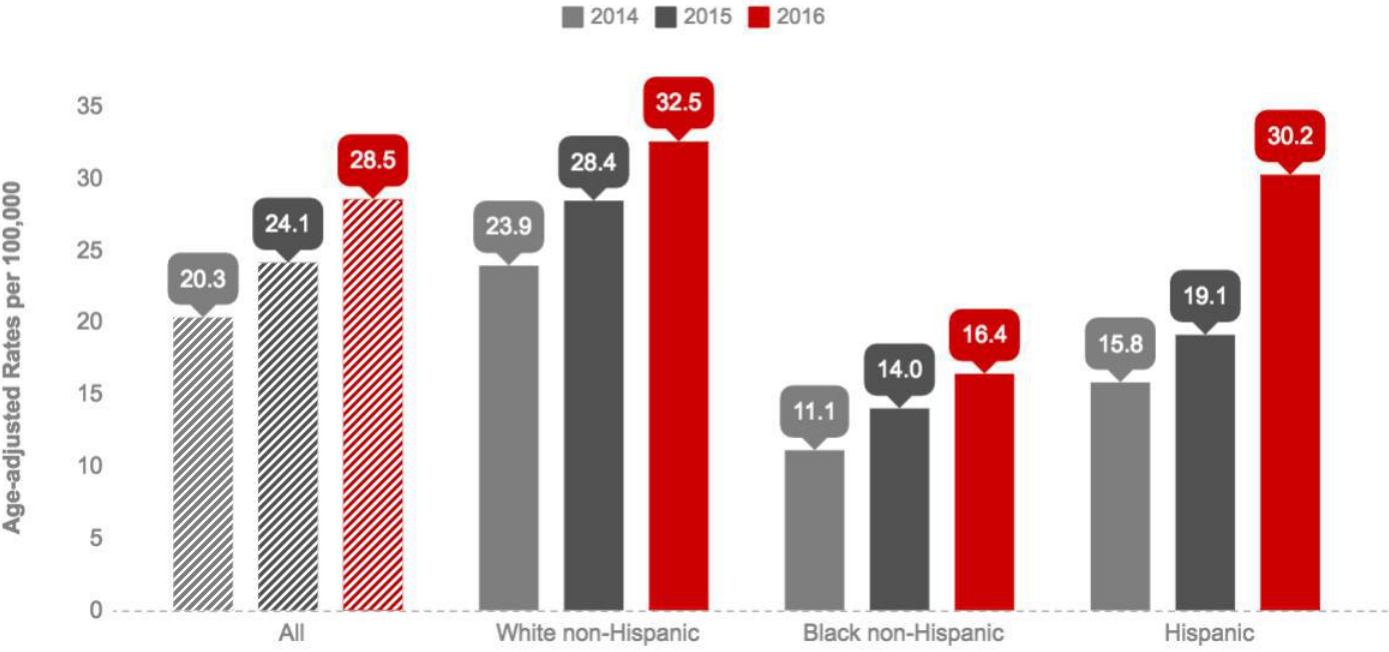
	White non-Hispanic	Black non-Hispanic	Asian non-Hispanic	Hispanic	Other/Unknown	Total
All Deaths	50,527	2,502	1,028	2,111	632	56,800
Confirmed Opioid ¹ -Related Deaths, All Intent	1,590	82	14	221	26	1,933



Note: Due to rounding, percentages under "All Intent Opioids" do not add up to 100%.

¹Opioids include heroin, opioid-based prescription painkillers, and other unspecified opioids.

Confirmed Opioid-Related Death Rates, All Intent, by Race and Year



Technical Notes

2016 death data are preliminary and subject to updates. Case reviews of deaths are evaluated and updated on an ongoing basis. A large number of deaths have yet to be assigned final cause-of-death codes. The information presented in this report only includes confirmed cases. Data updated on 04/06/2017.

Source: Registry of Vital Records and Statistics, MDPH