



# Opioid<sup>1</sup>-Related Overdose Deaths, All Intent, MA Residents – Demographic Data Highlights

Massachusetts Department of Public Health

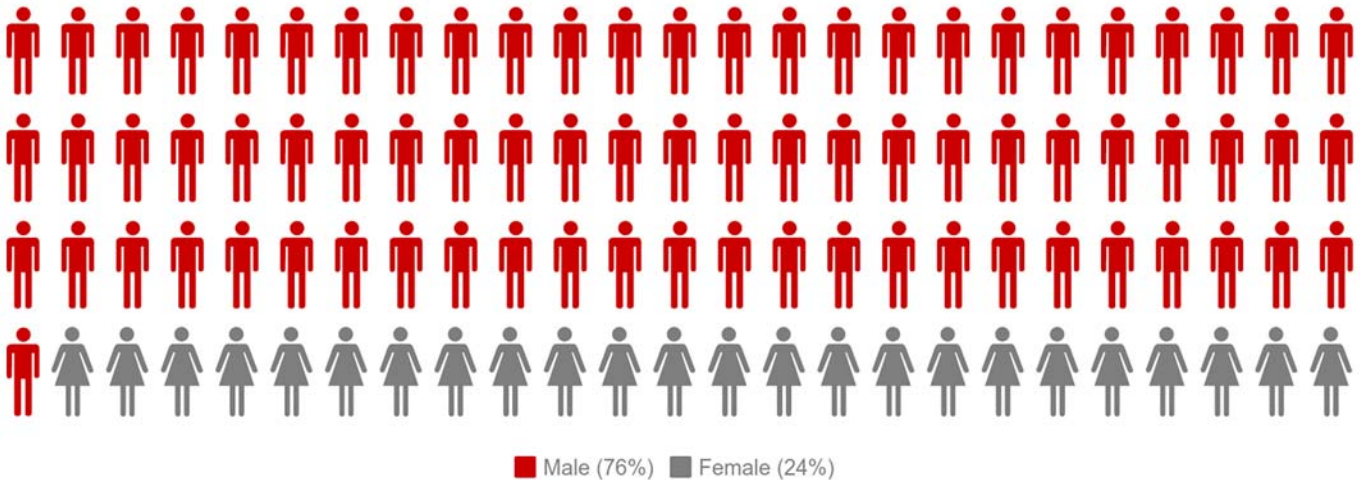
POSTED: NOVEMBER 2017

This data brief highlights demographic data from confirmed opioid-related overdose deaths for all intents, from January 2017 through September 2017.

## Confirmed Opioid<sup>1</sup>-Related Deaths, All Intent, by Gender: January 2017-September 2017

Confirmed Opioid <sup>1</sup> -Related Deaths, All Intent by Gender: January 2017-September 2017	
Male	710
Female	222
<b>Total</b>	<b>932</b>

### All Intent Opioids Deaths by Gender

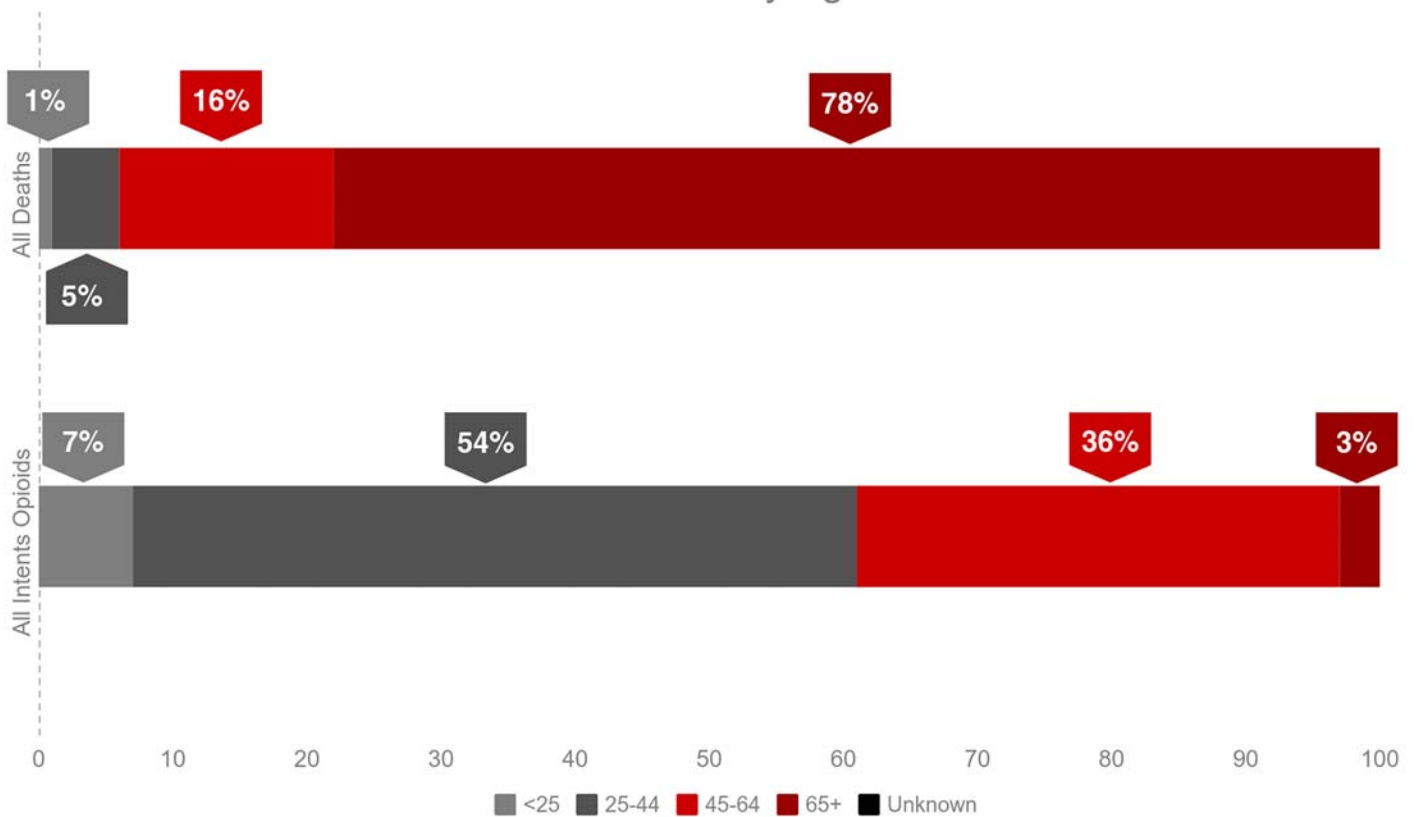


<sup>1</sup>Opioids include heroin, opioid-based prescription painkillers, and other unspecified opioids.

## Confirmed Opioid<sup>1</sup>-Related Deaths, All Intents Compared to All Deaths by Age: January 2017-September 2017

	Deaths by Age: January 2017-September 2017								Total
	0-14	15-24	25-34	35-44	45-54	55-64	65+	Unknown	
All Deaths	274	386	955	1,146	2,360	4,655	33,872	1	<b>43,649</b>
Confirmed Opioid <sup>1</sup> -Related Deaths, All Intents	0	67	281	226	213	117	28	0	<b>932</b>

Deaths by Age

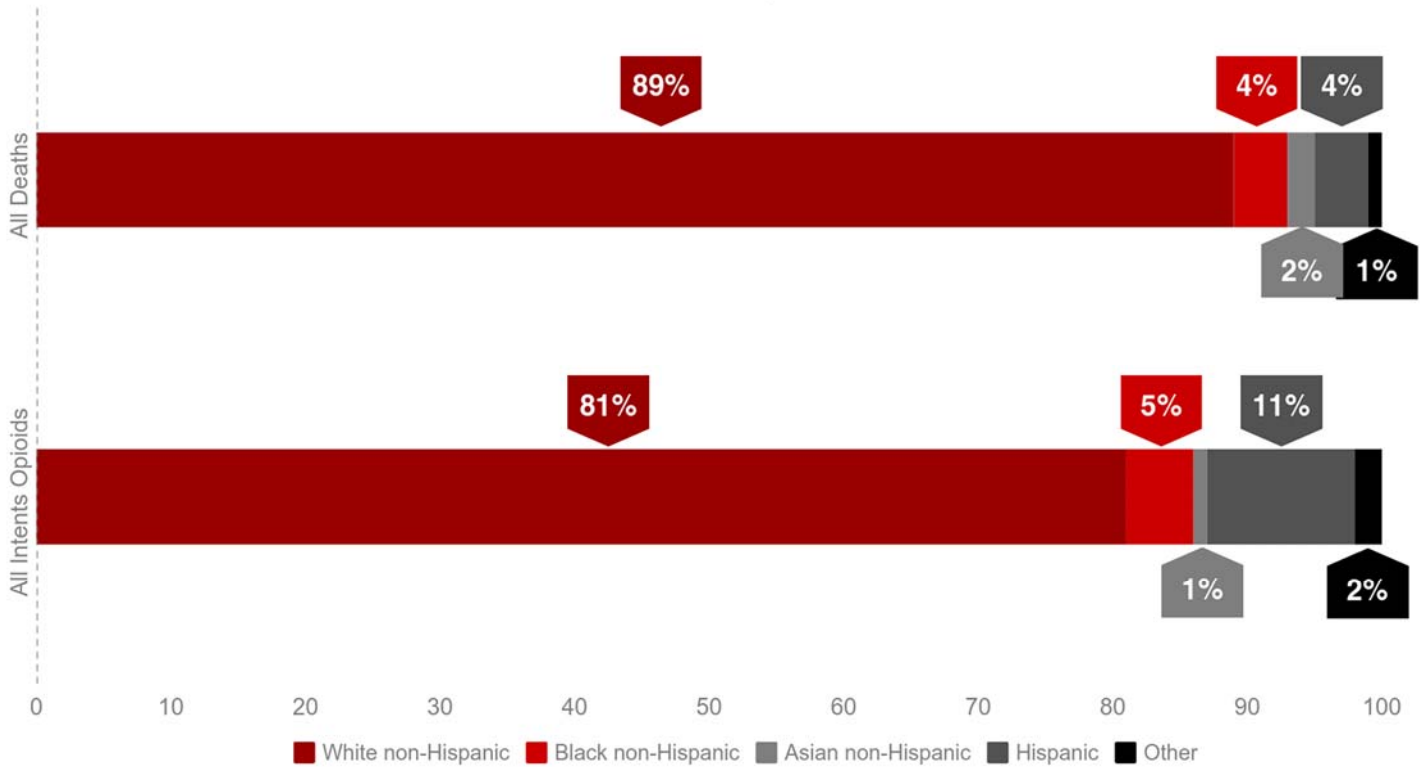


<sup>1</sup>Opioids include heroin, opioid-based prescription painkillers, and other unspecified opioids.

## Confirmed Opioid<sup>1</sup>-Related Deaths, All Intent Compared to All Deaths by Race: January 2017-September 2017

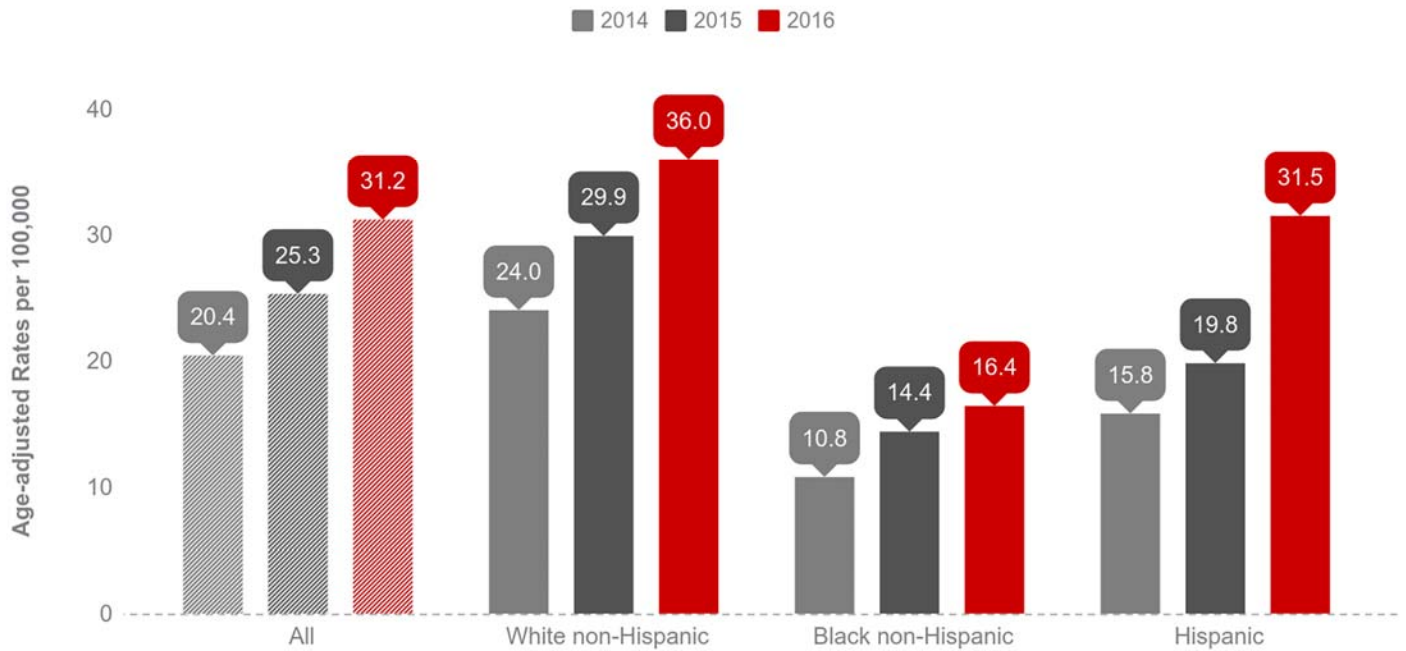
	White non-Hispanic	Black non-Hispanic	Asian non-Hispanic	Hispanic	Other/Unknown	Total
All Deaths	38,709	1,922	872	1,693	453	43,649
Confirmed Opioid <sup>1</sup> -Related Deaths, All Intent	753	49	8	104	18	932

Deaths by Race



<sup>1</sup>Opioids include heroin, opioid-based prescription painkillers, and other unspecified opioids.

## Confirmed Opioid-Related Death Rates, All Intent, by Race and Year



### Technical Notes

2017 death data are preliminary and subject to updates. Case reviews of deaths are evaluated and updated on an ongoing basis. A large number of deaths have yet to be assigned final cause-of-death codes. The information presented in this report only includes confirmed cases. Data updated on 10/12/2017. Beginning with the May 2017 report, DPH started reporting opioid-related deaths for all intents, which includes unintentional/undetermined and suicide.

**Source: Registry of Vital Records and Statistics, MDPH**