



# Commonwealth of Massachusetts Executive Office of Labor and Workforce Development

## Crossing Guard Safety: Tips for Crossing Guard Supervisors

February 2017

Department of Labor Standards

Workplace Safety & Health  
Program for Public Employees

# Objectives

- ▶ Review injury data for Crossing Guards
- ▶ Highlight top 6 safety strategies
- ▶ Connect to training resources



# September 9, 2016

*Pennsylvania*



# November 8, 2016


*Florida*

Police: St. Petersburg crossing guard struck, killed by impaired driver

By LaVendrick Smith, Times Staff Writer  
Tuesday, November 8, 2016 3:15pm

417 Tweet 417

My Edition 8

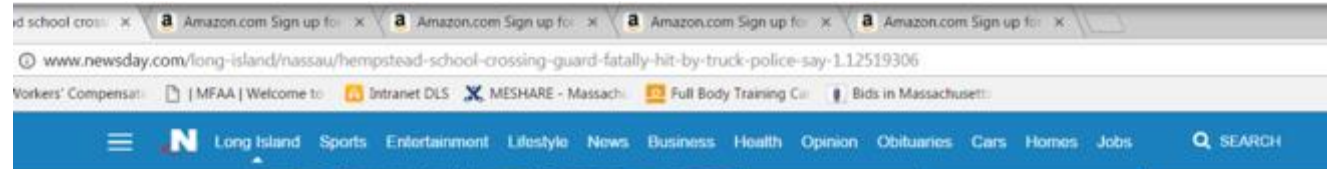


Windows taskbar icons: Internet Explorer, Google Chrome, Microsoft Word, PowerPoint, and others.



# October 28, 2016

*New  
York*



Nassau LONG ISLAND

## Hempstead school crossing guard fatally hit by truck, police say

Updated October 28, 2016 7:20 PM

By Laura Blasey and John Valenti [laura.blasey@newsday.com](mailto:laura.blasey@newsday.com), [john.valenti@newsday.com](mailto:john.valenti@newsday.com)

Reprints A+ A-



# Massachusetts Crossing Guard Injuries

A review of news reports and workers compensation data indicates that Crossing Guards get struck in Massachusetts.

rd struck by: X

https://www.google.com/webhp?sourceid=chrome-instant&ion=1&e

kers' Compensati: | MFAA | Welcome to: Intranet DLS X MESHARE

e crossing guard struck by Massachusetts 2016

All News Images Videos Shopping More

About 339,000 results (0.81 seconds)

**Crossing guard recovering after being struck by**  
wwlp.com/2016/01/07/crossing-guard-struck-by-car-in-holyo  
A crossing guard was taken to the hospital after being struck by a  
By Kaitlin Goslee and Anthony Fay Published: January 7, 2016, 6:1  
pm ... HOLYOKE, Mass. (WWLP) ...

**Crossing Guard Struck And Killed In Hempstead**  
newyork.cbslocal.com/2016/10/28/crossing-guard-killed-in-h  
Crossing Guard Struck And Killed By Truck In Hempstead. October  
Crossing Guard, Hempstead, Jennifer McLogan, Roger Stern ...

**Groveland crossing guard struck by car, not badl**  
www.eagletribune.com/...crossing-guard-struck.../article\_1bd  
Oct 18, 2012 - GROVELAND — A Pentucket school crossing guard  
(01845) ... Updated: November 1, 2016 @ 8:54 am.

**Marblehead School Crossing Guard Nearly Struc**  
patch.com/massachusetts/.../marblehead-school-crossing-g  
Marblehead, MA - A Marblehead school crossing guard was nearly  
Claffey (Patch Staff) - November 22, 2016 12:07 pm ET ...

**Crossing Guard Struck by Vehicle | NBC Boston**  
www.nbcboston.com/news/local/Crossing-Guard-Struck-by-V  
Sep 22, 2014 - Guard suffered minor injuries in Chelsea, Mass. cras  
guard suffered minor injuries after being struck by vehicle on Sep

Year	Struck-by-Car
2016	5
2015	7
2014	5 (1 fatal)
2012	9 (1 fatal)

# MYTH: Crossing Guards get hurt because they're old.

## Reality:

A 4,000 pound car  
traveling at 40 mph  
does damage  
*regardless of age.*



# Myth: Sun Glare.

## There's nothing I can do.

If an accident report concludes: “sun glare” there are still steps the town should take.

### Strategies to Consider:

- ▶ Signals
  - Traffic lights
  - Hybrid beacons
- ▶ Signs
  - Advanced warning
  - Flashing signs
- ▶ Cones
- ▶ Speed enforcement

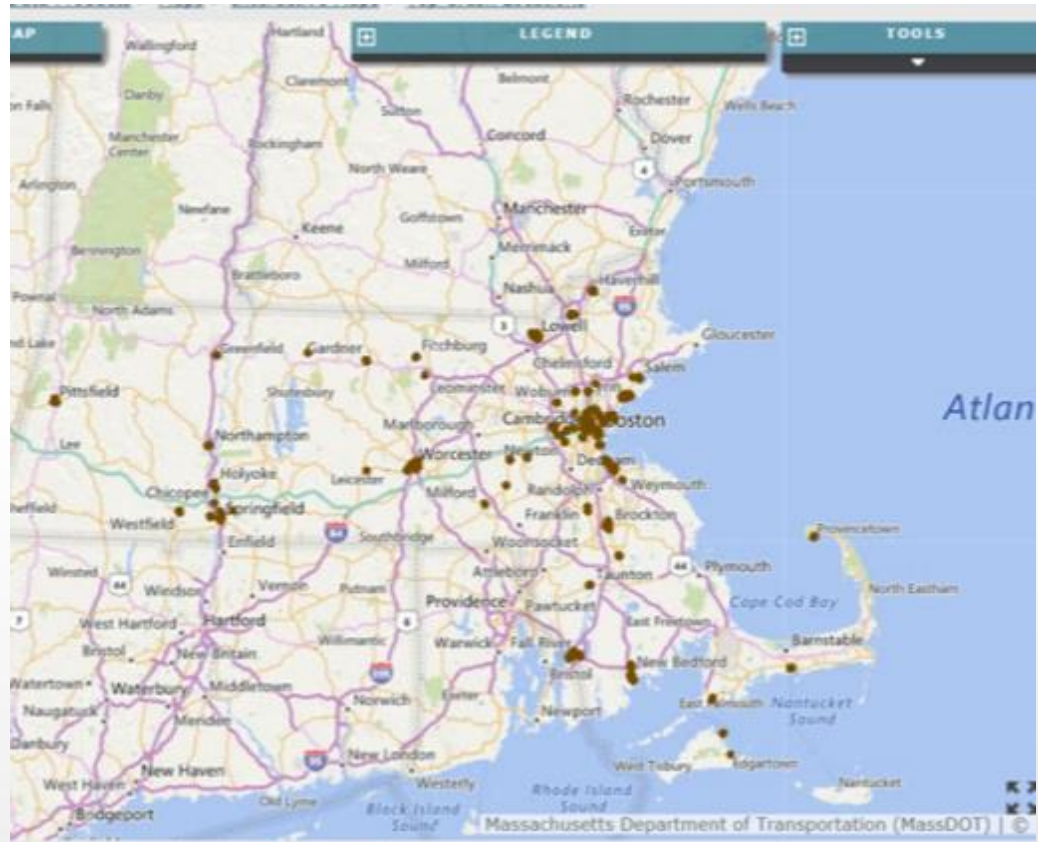




# Top Crash Locations for Pedestrians

Pedestrian crash site data can indicate risk for Crossing Guards:

- Motorist behavior
- Street density
- Crosswalk visibility



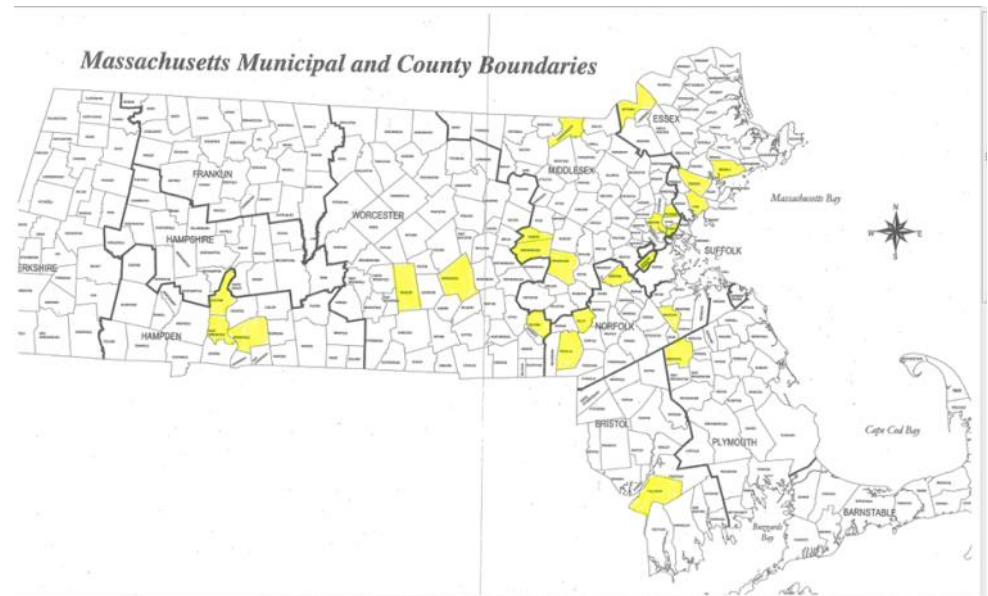
MassDOT website for top pedestrian crash locations (all pedestrians, not just Crossing Guards)

<http://gis.massdot.state.ma.us/maptemplate/topcrashlocations>

# DLS Inspections 2012–2016

## Reason for Inspection:

- Injury Follow-Up
- Planned pro-active inspection based on town demographics and MassDOT crash data



# DLS inspection

Types of conditions observed that require correction:

- ▶ Pedestrian crossing signs missing
- ▶ Inoperable cross signal
- ▶ Parking encroachment
- ▶ Faded crosswalk paint
- ▶ No STOP paddle
- ▶ No proof of training



# Where do these strategies come from?

## MUTCD

- ▶ The Federal Highway Administration “Manual for Uniform Traffic Control Devices” contains recommendations for crosswalk design.

## Safe Routes for Schools

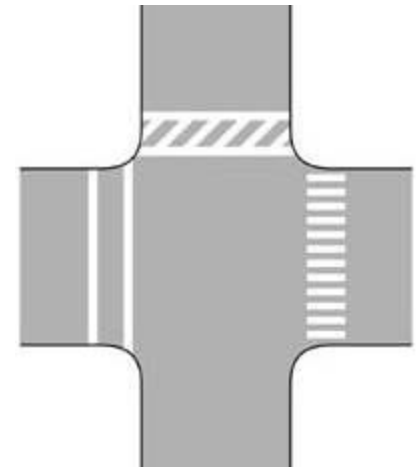
- ▶ The US Department of Transportation provides recommendations for Crossing Guard and pedestrian safety.





# Top 6 Requirements for Crossing Guard Safety

- ▶ Choose a Safe Crosswalk Location
- ▶ Make Crosswalk Visible
- ▶ Make the Crossing Guard Visible
- ▶ Standard Procedures
- ▶ Traffic Enforcement
- ▶ Training



# Requirement 1: Choose a Safe Location for Crosswalk

## MUTCD 3B.18.09 (Guidance)

Crosswalks should not be located on streets where traffic is faster than 40 mph.  
If so, an engineering study should be conducted.



# Choose a Safe Location

- ▶ MUTCD 3B.18.08  
(Guidance)

## First Choice:

Choose a location  
with a STOP sign.



A STOP sign requires motorists to come to a complete stop before encroaching on the crosswalk.

# Choose a Safe Location

- ▶ MUTCD 3B.18.08 (Guidance)

Second choice:

Choose a location  
at a traffic light.

- ▶ NOTE:
- ▶ Crossing Guards should not contradict the traffic signal.





# Caution: Crosswalks near Convenience Stores

- ▶ Two fatal Crossing Guard injuries in Massachusetts occurred in front of a convenient store.

Factors:

- ▶ Parked cars
- ▶ Motorist distraction



# Caution: Left-turn lanes

Left-Turn Arrow  
may appear to  
give motorists  
the right-of-way  
while the  
Crossing Guard  
is still in the  
crosswalk.



A 2010 NYC report indicates that 3x as many pedestrian accidents occur in Left-turn crosswalks than in Right-turn crosswalks. 57% were obeying the Walk/Don't Walk signal.

# Why Left-Turn Collisions Happen

- ▶ Driver watching gap in oncoming traffic to take left;
- ▶ Driver accelerates to catch the gap;
- ▶ A support pillar in car creates a Blind Spot where windshield meets door;
- ▶ A pedestrian walking in crosswalk can walk at same pace as the drivers blind spot



# Left-Turn Solutions used in NYC

- ▶ Move XG to different location;
- ▶ Give separate, dedicated phases for Pedestrian WALK and green arrow (split phase timing);
- ▶ Reduce 2-lane traffic in each direction to 1-lane each direction;
- ▶ Improve line-of-sight by painting No Parking area;
- ▶ Yield Sign





# Supervisor and Traffic Engineer should evaluate each XG post before school starts and throughout year:

*To see strategies to improve this crosswalk, click next*



# Requirement 2: Make the Crosswalk Visible

- ▶ MUTCD 7C.02.03:  
Use a distinctive paint pattern, stripe width, and crosswalk width.



Bad. Paint markings are faded and not visible.



Good. A zebra design is used to increase visibility. See MUTCD for other pattern suggestions.

# Make the Crosswalk Visible

MUTCD Fig3B.19:

- ▶ Prohibit parking within 20 feet of the crosswalk, in both directions.



view of pedestrian is  
obstructed

Bad. Pedestrian must  
walk into street in order  
to see around vehicles.



Good. Pavement markings  
prohibit parking, so that  
motorist can see pedestrian  
on sidewalk.

# Make the Crosswalk Visible

- ▶ MUTCD 3B.18.11 and 7C.02.03
- ▶ Use a high visibility Pedestrian Crossing sign at un-signalized crosswalks.



Bad. Foliage obstructs sign.



Good  
Sign not obstructed.



# MUTCD signage rules

- ▶ A pedestrian crossing sign is not used at STOP signs or traffic lights because drivers are already expected to come to a complete stop.



Pedestrian signs are not used at STOP signs.



Pedestrian signs are Not used at traffic lights.



A pedestrian sign is used at non-signalized crosswalks.

# MUTCD signage

Old, NO GOOD!

- ▶ Not fluorescent



MUTCD

7B.07.01 (Required):

- ▶ Crosswalks where a Crossing Guard is posted must have a yellow fluorescent sign



# Ideas – Flashing signs



Flashing signs are an option that may be appropriate at some Crossing Guard locations.



Flashing lights that are activated by crossing guard are an option for some locations.

# Ideas – No Turn on Red

Flashing “No turn on Red” sign appears when pedestrian walk signal is active.

This could be an option at some locations.



# School Zones

Can I just post a School Zone sign to slow cars down?

**MassDOT MUTCD amendment 7E-4:**

“The School Zone Speed Limit Sign may be used to limit speed to 20 mph where the school building or the grounds thereof abuts the street or highway. It shall not be used at any other location.”





# Requirement 3: Make the Crossing Guard Visible

The worker should be visible from all angles.

An acceptable vest has

- Reflective stripe on both shoulders.
- Reflective stripe that completely wraps around the torso.
- Fabric that completely covers torso.
- Fully zipped



ANSI Class 2

•MUTCD 7D.04.01

# Make the Crossing Guard Visible



**BAD. Not Acceptable.**

This bib does not have fabric around entire torso.

Avoid orange which = traffic cone.  
Use lime yellow which means person.



**BAD. Not Acceptable.**

Black area removes some of the hi-vis yellow. This is sold for construction workers at a non-road worksite.

# Clothing options

- ▶ Pants
- ▶ Hi-vis gloves



Hi-Vis pants and gloves are optional. However, could be very good ideas at Left-Turn crosswalks and convenience stores.

# Labels are Changing, but reflection staying the same –

- ▶ 2004 – Class 2
- ▶ *Grandfathered for existing clothing*



- ▶ 2015 – Type R2
- ▶ *Label changed, amount of reflective stripe is the same*



R means Road.  
Use R Class 2 for  
Crossing Guards

# Hi-Vis Problems

- ▶ Replace when faded.
- ▶ MUST be zipped





# Requirement 4: Follow Safe Work Practices

## Traffic Lights:

- ▶ Wait for the RED light to stop traffic flow.
- ▶ Crossing Guards should not contradict a green light.



Good. This crossing guard is waiting for the WALK signal before entering the road.

*NOTE: The orange reflective bib does not meet ANSI requirements*

# Follow Safe Work Practices

MUTCD 7D.05.02  
requires that a  
STOP paddle  
is used.

- ▶ STOP paddle must be octagonal, red, with STOP letters.



# STOP Paddle Options



- ▶ Lighted STOP paddles are available, which increases visibility.



- ▶ A STOP paddle on a 5-foot pole increases visibility for streets that may have a line of stopped cars.

# Follow Safe Work Practices

## MUTCD 7D.05.01

- ▶ Crossing guards should not direct traffic in the traditional sense. MUTCD
- ▶ Crossing guards should not instruct cars to violate traditional traffic rules.



# Requirement 5: Traffic Enforcement

## Work with local police:

- ▶ Speed and parking tickets
- ▶ Report drivers to police:
- ▶ Drivers proceed while children still in crosswalk.
- ▶ Drivers speed up “to beat” the stop.
- ▶ Drivers refuse to stop.





# Requirement 6: Training

- ▶ “School Crossing Guard Training Guidelines,”

[www.dot.state.fl.us](http://www.dot.state.fl.us)

[www.guide.saferoutesinfo.org](http://www.guide.saferoutesinfo.org)



- ▶ “Videos: Vermont and New Jersey
- ▶ <https://www.youtube.com/watch?v=h88b6fay0ew>”
- ▶ Training tests:
  - [www.iowasaferoutes.org/crossingguard](http://www.iowasaferoutes.org/crossingguard)
  - [www.coloradodot.info.gov](http://www.coloradodot.info.gov)

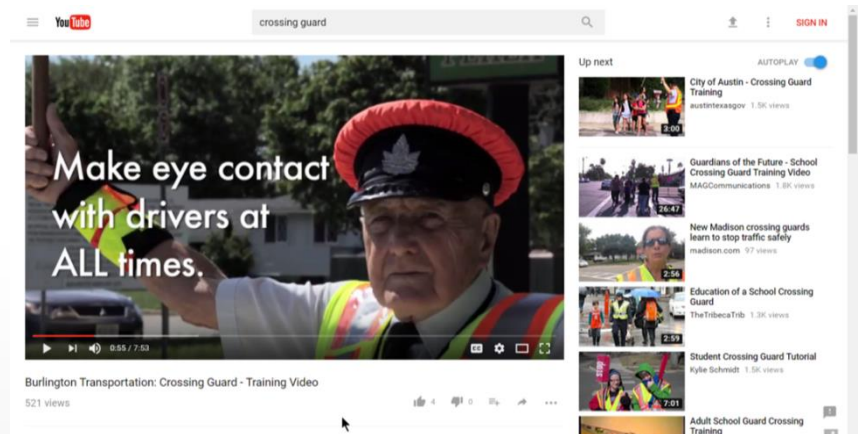
# Training

## ▶ Classroom Style



- ▶ Specifically explain
- ▶ Demonstrate duties

## ➤ Video



# Proof of Training

## Minimum: Attendance Log

### Attendance Log

Date: \_\_\_\_\_



Topic: \_\_\_\_\_

Instructor: \_\_\_\_\_

Name	Signature
------	-----------

▶ _____	_____
▶ _____	_____
▶ _____	_____
▶ _____	_____

Optional:  
Test demonstrates that training was received. Talking and sharing during test is OK and encouraged.

 **Adult School Crossing Guard Final Exam Answer Key** 

Name: \_\_\_\_\_ Date: \_\_\_\_\_

1. Crossing guards direct traffic. (circle one) True or False

2. What are the two required elements of a crossing guard uniform?  
STOP paddle and retro-reflective vest

3. Should children be allowed to ride the bikes across the street?  
No

4. What should you request the children do before crossing the street?  
Look left, right, left again and behind them if at an intersection

5. What should you do if the Don't Walk signal starts flashing while the children are still in the crosswalk?  
Stay in position and wait for the children to clear the crosswalk

6. It is not appropriate to cross adults. (circle one) True or False

7. You are allowed to listen to the radio while on duty. (circle one) True or False

8. Where should you position yourself in the crosswalk?  
On the outside of the crosswalk, facing the greatest threat

9. What kind of signal do you use to let students know it is safe to cross?  
Verbal

10. You should allow student to cross whenever they want to. (circle one) True or False

11. When is it appropriate to leave the crosswalk and return to your starting position?

# Wrap-Up

- ▶ Review injury data for Crossing Guards
- ▶ Highlight top 6 safety strategies
- ▶ Connect to training resources

