

» BIKE MAINTENANCE

A, B, C check before every ride
Air, Brakes, Chain

AIR


Check the air in your tires and add more if your tire is squishy.

BRAKES

Test your brakes and make sure they stop your bike.

CHAIN

Check that your chain is aligned properly.



Clean your bike weekly or after riding in the rain, snow, or dirt



massDOT
Massachusetts Department of Transportation

 **MASSACHUSETTS**
Safe Routes to School
Mass.gov/MassDOT/SafeRoutes

» WINTER VISIBILITY



BE BRIGHT

Wear brightly colored clothing while biking in the winter and all year long. Avoid wearing white as it blends in with snow.



BE SEEN

Use a headlight & taillight on your bike when it's dark or hard to see. If cars are using their lights, you should be too!



BE AWARE


Pay extra attention when riding in the road. Avoid being hidden behind snow banks.



» SIDEWALK/CROSSWALK SAFETY

CROSS THE STREET SAFELY

- Stop at the curb or edge of the street.
- Look left, right, left and look behind and ahead of you for traffic.
- Make eye contact with drivers who stop to allow you to cross, or wait until no cars are coming and begin crossing.
- Keep looking for cars until you have finished crossing.
- Walk, don't run across the street.




OBEY ALL TRAFFIC SIGNS AND SIGNALS.



LOOK FOR CARS

at every driveway and intersection. Be aware of parked cars that may be getting ready to move.


IF IT'S DARK OR HARD FOR DRIVERS TO SEE YOU,
wear bright-colored clothes, carry flashlights, or wear reflective gear.



massDOT
Massachusetts Department of Transportation


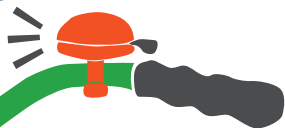
 **MASSACHUSETTS**
Safe Routes to School
Mass.gov/MassDOT/SafeRoutes

» RIDING AT NIGHT



USE
HEADLIGHTS
AND
TAILLIGHTS

USE A BELL OR TELL SOMEONE
WHEN YOU'RE RIDING PAST THEM



STAY
TO THE
RIGHT
SIDE
OF THE
ROAD

massDOT
Massachusetts Department of Transportation

 MASSACHUSETTS
Safe Routes to School
Mass.gov/MassDOT/SafeRoutes