



# DIVISION OF FISHERIES & WILDLIFE

## Instructions for the Youth Ages 15-17

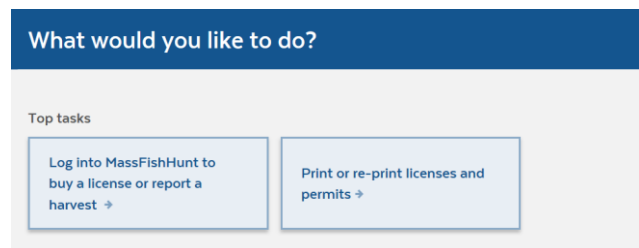

Youth between the ages of 15-17 need the Youth Turkey Authorization which makes you legal to hunt on the youth day. These authorizations are available to youth who have completed hunter education and a MassWildlife Youth Turkey Class. You will need to purchase your own hunting license and turkey permit. If you are hunting with a shotgun, you will need your own Firearms Identification card.

To get your authorization, you can either go to any MassWildlife vendor and the vendor will complete these steps for you **OR** you can obtain your authorization online. You must have your hunting license and turkey permit prior to obtaining your authorization. You cannot purchase a hunting license online, you must go to a license vendor. If you still need to purchase a hunting license you can also purchase your turkey permit and obtain the Authorization Form at a license vendor. Our license vendors can be found at [www.mass.gov/dfw/license-sales-map](http://www.mass.gov/dfw/license-sales-map)


### Directions for Getting Your Youth Turkey Authorization Age 15-17 Online:

To get your permit, you can either go to any MassWildlife vendor and the vendor will complete these steps for you **OR** you can obtain your permit online.

**Step 1:** Go to [www.mass.gov/massfishhunt](http://www.mass.gov/massfishhunt) and click “Log into MassFishHunt to buy a license or report a harvest” to log into your customer profile.



**Step 2:** You are a returning customer, so please type in your last name, and date of birth. If your customer profile does not show up, **do not** create an account; email the issue to Astrid Huseby at [astrid.huseby@mass.gov](mailto:astrid.huseby@mass.gov)

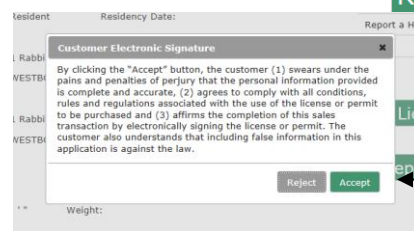


License Sales

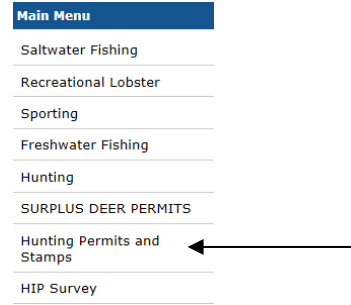
**Step 3:** Make sure the information about you in your profile is correct. On the right hand side of the screen you want to click on License Sales.

Report a Harvest

**Step 4:** Once you click License Sales, the Customer Electronic Signature box will open, you must hit accept to get into License Sales.



**Step 5:** Once in License Sales, under Main Menu on the left hand side you will want to click “Hunting Permits and Stamps”



**Step 6:** Add the Youth Turkey Hunt Authorization Age 15-17 (see images and description below)

**If you see image 1:** This means that you have not yet purchased a hunting license. Minors CANNOT purchase a hunting license online; you must purchase it at a license vendor. At this point you need to log out and visit a license vendor. Our license vendors can be found at [www.Mass.gov/dfg/license-sales-map](http://www.Mass.gov/dfg/license-sales-map). When you purchase your license, you can also purchase your turkey permit and obtain the Authorization Form.

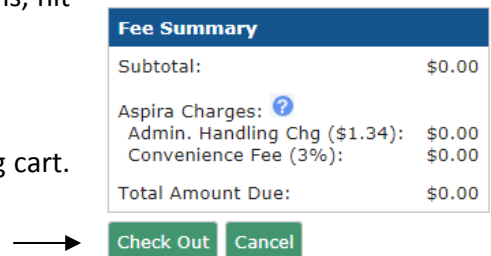
**If you see image 2:** This means that you have purchased a hunting license but have not yet bought a turkey permit. You will need to “Add” the turkey permit (\$5.00 fee) before you can add the Youth Turkey Hunt Authorization Age 15-17. Once you hit “Add” next to the Turkey Permit, it will allow you to add the Youth Turkey Hunt Authorization Age 15-17.

**If you see image 3:** This means that you have already purchased both a hunting license and turkey permit! You want to “Add” the Youth Turkey Hunt Authorization Age 15-17.



**Step 7:** Once you click add, you will be asked a series of questions. You must fill out the questions to add your authorization. Once you have filled out all the questions, hit Submit.

**Step 8:** Your Youth Turkey Authorization is now in your shopping cart. You must hit “Check Out”



**Step 9:** This will bring you to an inventory of your shopping cart where you need to hit “Check Out” again.

**Step 10:** This will take you to the fee summary page, you need to hit submit. There is no cost for your authorization. (You will have a fee if you are also purchasing your turkey permit).

Fee Summary	
Subtotal:	\$0.00
Aspira Charges: 	
Admin. Handling Chg (\$1.34):	\$0.00
Convenience Fee (3%):	\$0.00
Total Amount Due:	\$0.00

No Payment Required for this Transaction.

→

**Step 11:** Once you hit Submit the Youth Turkey Hunt Authorization is in your License Inventory! It will print out on your turkey permit. You must carry your permit with you when hunting. To print your permit hit "Print Licenses/Permits and Receipt"

### Printing Licenses / Permits and Receipt

If licenses/permits and receipt are not printed at this time, they may be printed at a later date via the Print/Reprint menu option. Adobe Acrobat Reader is required to view and print.

→

After you have printed out your permit you are all set! All regular hunting laws apply

*If you were not able to add the Youth Turkey Permit, please email [astrid.huseby@mass.gov](mailto:astrid.huseby@mass.gov) or call Astrid Huseby, at 508-389-6305 (I am available Monday – Friday between 8am and 4pm.)*