



The Commonwealth of Massachusetts

RETURN
OF THE
MUNICIPAL LIGHT DEPARTMENT OF
THE TOWN OF SOUTH HADLEY
TO THE
DEPARTMENT OF PUBLIC UTILITIES
OF MASSACHUSETTS

For the Year Ended December 31,

2022

Name of Officer to whom correspondence should
be addressed regarding this report :

Sean P. Fitzgerald

Official Title: **Manager**

Office Address:

**85 Main Street
South Hadley, MA 01075**

TABLE OF CONTENTS

	Pages
General Information	3
Schedule of Estimates	4
Customers in each City or Town	4
Appropriations Since Beginning of Year	5
Changes in the Property	5
Bonds	6
Town Notes	7
Cost of Plant	8
Comparative Balance Sheet	10-11
Income Statement	12
Earned Surplus	12
Cash Balances	14
Materials and Supplies	14
Depreciation Fund Account	14
Utility Plant - Electric	15-17
Miscellaneous Non-operating Income	21
Other Income Deductions	21
Miscellaneous Credits to Surplus	21
Miscellaneous Debits to Surplus	21
Appropriations of Surplus	21
Municipal Revenues	22
Purchased Power	22
Sales for Resale	22
Electric Operating Revenues	37
Sales of Electricity to Ultimate Consumers	38
Electric Operation and Maintenance Expenses	39-42
Income from Merchandising, Jobbing and Contract Work	51
Sales for Resale	52-53
Purchased Power	54-55
Interchange Power	56
Electric Energy Account	57
Monthly Peaks and Output	57
Substations	68
Overhead Distribution Lines Operated	69
Electric Distribution Services, Meters and Line Transformers	69
Electric Distribution Services, Meters and Line Transformers	69
Conduit, Underground Cable and Submarine Cable	70
Street Lamps	71
Rate Schedule Information	79
Signature Page	81

FOR GAS PLANTS ONLY:

	Pages		Pages
Utility Plant - Gas	19-20	Gas Generating Plant	74
Gas Operating Revenues	43	Boilers	75
Sales of Gas to Ultimate Consumers	44	Scrubbers, Condensers and Exhausters	75
Gas Operation & Maintenance Expenses	45-47	Purifiers	76
Purchased Gas	48	Holders	76
Sales for Resale	48	Transmission and Distribution Mains	77
Sales of Residuals	48	Gas Distribution Services, House Governors	
Record of Sendout for the Year in MCF	72-73	and Meters	78

PAGES INTENTIONALLY OMITTED: 9, 13, 18-20, 23-36, 43-50, 58-67, 72-78, 80

GENERAL INFORMATION

- | | |
|--|--|
| 1. Name of town (or city) making this report: | Town of South Hadley, Massachusetts |
| 2. If the town (or city) has acquired a plant, kind of plant, whether gas or electric: | Electric |
| Owner from whom purchased, if so acquired. | Amherst Power Company |
| Date of votes to acquire a plant in accordance with the provisions of chapter 164 of the General Laws: | April 14, 1914 |
| Record of votes: | First vote - Yes 141, No 35 Second vote - Yes 169, No 44 |
| Date when town (or city) began to sell electricity: | 1914 |
| 3. Name and address of manager of municipal lighting: | Sean P. Fitzgerald, 38 Bissonnette Circle, Southampton, MA |
| 4. Name and address of mayor or selectmen | Chair : Jefferey Cyr, 8 Crystal Lane, South Hadley, MA
Vice Chair : Andrea Miles, 127 Granby Road, South Hadley, MA
Clerk : Renee Sweeney, 11 Boynton Ave, South Hadley, MA
Member : Carol P. Constant, 100 Morgan Street, South Hadley, MA
Member : Nicole Casolari, 1 Harvard Street, South Hadley, MA |
| 5. Name and address of town (or city) treasurer: | Donna Whiteley, 52 Maple Street, Southampton, MA |
| 6. Name and address of town (or city) clerk: | Sarah B Gmeiner, 145 Lathrop Street, South Hadley, MA |
| 7. Names and addresses of members of municipal light board: | Chair : John R. Hine, 39 Chestnut Hill Road, South Hadley, MA
Vice-Chair : Denise Presley, 19 The Knolls, South Hadley, MA
Clerk : Gregory R. Dubreill, 5 Eagle Drive, South hadley, MA
Member : Paul Dobosh, 26 Jewett Lane, South Hadley, MA
Member : Kurt C. Schenker, 59 Pine Street, South Hadley, MA |
| 8. Total valuation of estates in town (or city) according to last state valuation: Fiscal 2023 | \$2,072,904,843 |
| 9. Tax rate for all purposes during the year: Fiscal 2023 | Town - \$15.42, Fire District 1 - \$2.13, Fire District 2 - \$2.35 |
| 10. Amount of manager's salary: | \$204,290 |
| 11. Amount of manager's bond: | None |
| 12. Amount of salary paid to members of municipal light board (each): | None |

FURNISH SCHEDULE OF ESTIMATES REQUIRED BY GENERAL LAWS, CHAPTER 164, SECTION 57 FOR GAS AND ELECTRIC LIGHT PLANTS FOR THE FISCAL YEAR ENDING DECEMBER 31, NEXT

INCOME FROM PRIVATE CONSUMERS:		
1	FROM SALES OF GAS	
2	FROM SALE OF ELECTRICITY	15,913,592
3	FROM RATE STABILIZATION FUND	
4		
	Totals	15,913,592
5	Expenses:	
6	For operation, maintenance and repairs	14,217,402
7	For interest on bonds, notes or scrip	
8	For depreciation fund	1,238,595
9	For sinking fund requirements	
10	For note payments	
11	For bond payments	
12	For loss in preceding year	
13		
	Totals	15,455,997
14		
15	Cost:	
16	Of gas to be used for municipal buildings	
17	Of gas to be used for street lights	
18	Of electricity to be used for municipal buildings	811,385
19	Of electricity to be used for street lights	86,437
20	Total of the above items to be included in the tax levy	897,822
21		
22	New construction to be included in the tax levy	
23	Total amounts to be included in the tax levy	897,822

CUSTOMERS

Names of cities of towns in which the plant supplies GAS, with the number of customers' meters in each		Names of cities of towns in which the plant supplies ELECTRICITY, with the number of customers' meters in each	
City or Town	Number of Customers' Meters, December 31.	City or Town	Number of Customers' Meters, December 31.
None	None	South Hadley	7,913
		Granby	45
		Hadley	10
		Totals	7,968

APPROPRIATIONS SINCE BEGINNING OF YEAR

(Include also all items charged direct to tax levy, even where no appropriation is made or required.)

FOR CONSTRUCTION OR PURCHASE OF PLANT:

* At	meeting	, to be paid from {	_____
* At	meeting	, to be paid from {	_____

FOR THE ESTIMATED COST OF THE GAS OR ELECTRICITY TO BE USED BY THE CITY OR TOWN FOR:

1. Municipal Buildings	811,385
2. Street Lights	86,437
TOTAL	897,822

*Date of meeting and whether regular or special { Here insert bonds, notes or tax levy

CHANGES IN THE PROPERTY

1. Describe briefly all the important physical changes in the property during the last fiscal period including additions, alterations or improvements to the works or physical property retired.

Continued implimentaion of a system wide conversion to Advanced Meterig Infrastructure

Continued expansion of fiber optic network

Continued vehicle replacement plan

BONDS
(Issued on Account of Gas or Electric Lighting)

When Authorized*	Date of issue	Amount of Original Issue	Period of Payments		Interest		Amount Outstanding
			Amounts	When Payable	Rate	When Payable	
January 1, 1915 SEE ATTACHMENT A - MMWEC	January 1, 1915	\$ 40,000					
	Total	\$ 40,000				Total	NONE

The bonds and notes outstanding at the end of the year should agree with the balance sheet. When bond and notes are repaid, report the first three columns only.

*Date of meeting and whether regular or special

TOWN NOTES
(Issued on Account of Gas or Electric Lighting)

When Authorized*	Date of issue	Amount of Original Issue	Period of Payments		Interest		Amount Outstanding
			Amounts	When Payable	Rate	When Payable	
April 5, 2021	April 5, 2021	12,000,000	40,000	Monthly	2.75%	Monthly	10,680,000.00
	Total	12,000,000				Total	10,680,000

The bonds and notes outstanding at the end of the year should agree with the balance sheet. When bond and notes are repaid, report the first three columns only.

*Date of meeting and whether regular or special

TOTAL COST OF PLANT - ELECTRIC

1. Report below the cost of utility plant in service according to prescribed accounts.
 2. Do not include as adjustments, corrections of additions and retirements for the current or the preceding year. Such items should be included in column (c) or (d) as appropriate.
 3. Credit adjustments of plant accounts should be enclosed in parentheses to indicate the negative effect of such amounts.
 4. Reclassifications or transfers within utility plant accounts should be shown in column (f).

Line No.	Account	Balance Beginning of Year	Additions	Retirements	Adjustments	Transfers	Balance End of Year
	(a)	(b)	(c)	(d)	(e)	(f)	(g)
1	1. INTANGIBLE PLANT						
2							
3							
4		0	0	0	0	0	0
5	2. PRODUCTION PLANT						
6	A. Steam Production						
7	310 Land and Land Rights						
8	311 Structures and Improvements						
9	312 Boiler Plant Equipment						
10	313 Engines and Engine Driven Generators						
11	314 Turbogenerator Units						
12	315 Accessory Electric Equipment						
13	316 Miscellaneous Power Plant Equipment						
15	Total Steam Production Plant	0	0	0	0	0	0
16	B. Nuclear Production Plant						
17	320 Land and Land Rights						
18	321 Structures and Improvements						
19	322 Reactor Plant Equipment						
20	323 Turbogenerator Units						
21	324 Accessory Electric Equipment						
22	325 Miscellaneous Power Plant Equipment						
23	Total Nuclear Production Plant	0	0	0	0	0	0

TOTAL COST OF PLANT - ELECTRIC (Continued)

Line No.	Account	Balance Beginning of Year	Additions	Retirements	Adjustments	Transfers	Balance End of Year
	(a)	(b)	(c)	(d)	(e)	(f)	(g)
1	C. Hydraulic Production Plant	/					
2	330 Land and Land Rights						
3	331 Structures and Improvements						
4	332 Reservoirs, Dams and Waterways						
5	333 Water wheels, Turbines and Generators						
6	334 Accessory Electric Equipment						
7	335 Miscellaneous Power Plant Equipment						
8	336 Roads, Railroads and Bridges						
9	Total Hydraulic Production Plant						
10	D. Other Production Plant	/					
11	340 Land and Land Rights						
12	341 Structures and Improvements						
13	342 Fuel Holders, Producers and Accessories						
14	343 Prime Movers						
15	344 Generators						
16	345 Accessory Electric Equipment						
17	346 Miscellaneous Power Plant Equipment						
18	Total Other Production Plant	0	0	0	0	0	
19	Total Production Plant	0	0	0	0	0	
20	3. TRANSMISSION PLANT	/					
21	350 Land and Land Rights						
22	351 Clearing Land and Rights of Way						
23	352 Structures and Improvements						
24	353 Station Equipment						
25	354 Towers and Fixtures						
26	355 Poles and Fixtures						
27	356 Overhead Conductors and Devices						
28	357 Underground Conduits						
29	358 Underground Conductors and Devices						
30	359 Roads and Trails						
31	Total Transmission Plant	0	0	0	0	0	

TOTAL COST OF PLANT - ELECTRIC (Continued)

Line No.	Account	Balance Beginning of Year	Additions	Retirements	Adjustments	Transfers	Balance End of Year	
	(a)	(b)	(c)	(d)	(e)	(f)	(g)	
1	4. DISTRIBUTION PLANT							
2	360 Land and Land Rights							
3	361 Structures and Improvements							
4	362 Station Equipment	6,048,992	9,930				6,058,922	
5	363 Storage Battery Equipment							
6	364 Poles, Towers and Fixtures	2,297,464	84,511	15,434			2,366,542	
7	365 Overhead Conductors and Devices	10,660,264	193,287	15,379		373,552	11,211,725	
8	366 Underground Conduits	3,130,837	111,299				3,242,136	
9	367 Underground Conductors & Devices	4,397,281	73,221	10,004		154,306	4,614,804	
10	368 Line Transformers	1,986,546	26,385	20,480			1,992,450	
11	369 Services	872,737	4,853	1,186			876,405	
12	370 Meters	2,016,482	485,871	679,589			1,822,764	
13	371 Installation on Cust's Premises							
14	372 Leased Prop. on Cust's Premises	189,651					189,651	
15	373 Street Light and Signal Systems	828,834	28,972	14,026			843,780	
16	Total Distribution Plant	32,429,088	1,018,330	756,097	0	527,858	33,219,179	
17	5. GENERAL PLANT							
18	389 Land and Land rights	503,349					503,349	
19	390 Structures and Improvements	935,070	42,553				977,623	
20	391 Office Furniture and Equipment	1,354,558	16,738				1,371,296	
21	392 Transportation Equipment	1,846,851	237,600				2,084,451	
22	393 Stores Equipment	28,701					28,701	
23	394 Tools, Shop and Garage Equipment	447,302					447,302	
24	395 Laboratory Equipment	119,298					119,298	
25	396 Power Operated Equipment	142,985					142,985	
26	397 Communication Equipment	126,185	1,050				127,235	
27	398 Miscellaneous Equipment	65,897					65,897	
28	399 Other Tangible Property	7,175,560	1,949,146			(527,858)	8,596,848	
29	Total General Plant	12,745,755	2,247,088	0	0	(527,858)	14,464,985	
30	Total Electric Plant in Service	45,174,843	3,265,418	756,097	0	0	47,684,164	
31	TOTAL COST OF PLANT.....							47,684,164
32								
33	Less Cost of Land, Land Rights, and Rights of Way							503,349
34	Total Cost upon which depreciation is based							47,180,815

The above figures should show the original cost of existing property. In case any part of the property is sold or retired, the cost of such property should be deducted from the cost of the plant. The net cost of the property, less the land values, should be taken as a basis for figuring depreciation.

COMPARATIVE BALANCE SHEET Assets and Other Debits

Line No.	Title of Account	Balance	Balance	Increase
		Beginning of Year	End of Year	or (Decrease)
	(a)	(b)	(c)	(d)
1	UTILITY PLANT			
2	101 Utility Plant -Electric	10,080,381	12,005,655	1,925,274
3	101 Utility Plant- Gas			
4	123 Investment in Associated Companies			
5	Total Utility Plant	10,080,381	12,005,655	1,925,274
6				
7				
8				
9				
10				
11	FUND ACCOUNTS			
12	125 Sinking Funds			
13	126 Depreciation Fund (P. 14)	7,566,749	6,858,766	(707,983)
14	128 Other Special Funds	15,185,569	11,672,992	(3,512,577)
15	Total Funds	22,752,318	18,531,758	(4,220,560)
16	CURRENT AND ACCRUED ASSETS			
17	131 Cash (P. 14)	6,733,819	6,803,109	69,289
18	132 Special Deposits	471,309	377,109	(94,200)
19	132 Working Funds	1,086,796	1,059,981	(26,815)
20	141 Notes and Receivables			
21	142 Customer Accounts Receivable	128,100	489,303	361,203
22	143 Other Accounts Receivable			
23	146 Receivables from Municipality			
24	151 Materials and Supplies (P. 14)	1,310,000	1,405,867	95,868
25	165 Prepayments	51,524	119,133	67,609
26	174 Miscellaneous Current Assets			
27	Total Current and Accrued Assets	9,781,548	10,254,502	472,954
28	DEFERRED DEBITS			
29	181 Unamortized Debt Discount			
30	182 Extraordinary Property Debits			
	183 Preliminary survey & Investigation Charges	490,786	490,786	0
31	185 Other Deferred Debits	2,037,449	2,291,623	254,174
32	Total Deferred Debits	2,528,235	2,782,409	254,174
33				
34	Total Assets and Other Debits	45,142,482	43,574,325	(1,568,158)

COMPARATIVE BALANCE SHEET Liabilities and Other Credits

Line No.	Title of Account	Balance Beginning of Year	Balance End of Year	Increase or (Decrease)
	(a)	(b)	(c)	(d)
1	APPROPRIATIONS			
2	201 Appropriations for Construction			
3	SURPLUS			
4	205 Sinking Fund Reserves			
5	206 Loans Repayment			
6	207 Appropriations for Construction Repayment..			
7	208 Unappropriated Earned Surplus (P. 12)	20,077,681	20,548,805	471,124
8	Total Surplus	20,077,681	20,548,805	471,124
9	LONG TERM DEBT			
10	221 Bonds (P. 6)			
11	231 Notes Payable (P 7)	11,160,000	10,680,000	(480,000)
12	Total Bonds and Notes	11,160,000	10,680,000	(480,000)
13	CURRENT AND ACCRUED LIABILITIES			
14	232 Accounts Payable	1,049,892	1,305,418	255,526
15	234 Payables to Municipality			
16	235 Customer Deposits	471,309	377,109	(94,200)
17	236 Taxes Accrued			
18	237 Interest Accrued			
19	242 Miscellaneous Current and Accrued Liabilities	489,881	496,446	6,565
20	Total Current and Accrued Liabilities	2,011,082	2,178,973	167,891
21	DEFERRED CREDITS			
22	251 Unamortized Premium on Debt			
23	252 Customer Advance for Construction			
24	253 Other Deferred Credits	8,376,522	6,549,906	(1,826,616)
25	Total Deferred Credits	8,376,522	6,549,906	(1,826,616)
26	RESERVES			
27	260 Reserves for Uncollectable Accounts			
28	261 Property Insurance Reserve			
29	262 Injuries and Damages Reserves			
30	263 Pensions and Benefits			
31	265 Miscellaneous Operating Reserves			
32	Total Reserves			
33	CONTRIBUTIONS IN AID OF CONSTRUCTION			
34	271 Contributions in Aid of Construction	3,517,197	3,616,641	99,444
35	Total Liabilities and Other Credits	45,142,482	43,574,325	(1,568,157)

State below if any earnings of the Municipal Lighting Plant have been used for any purpose other than discharging indebtedness of the plant, the purpose for which used and the amount thereof.

STATEMENT OF INCOME FOR THE YEAR

Line No.	Account (a)	Current Year	Increase or (Decrease) from Preceding Year
1	OPERATING INCOME		
2	400 Operating Revenue (P. 37 and P. 43)	19,011,917	3,943,434
3	Operating Expenses:		
4	401 Operation Expense (P.42)	15,274,244	2,025,086
5	402 Maintenance Expense (P. 42)	594,271	768
6	403 Depreciation Expense	1,340,144	97,521
7	407 Amortization of Property Losses		
8			
9	408 Taxes (P. 48)		
10	Total Operating Expenses	17,208,659	2,123,375
11	Operating Income	1,803,258	1,820,059
12	414 Other Utility Operating Income (P.50)		
13			
14	Total Operating Income	1,803,258	1,820,059
15	OTHER INCOME		
16	415 Income from Merchandising, Jobbing, and Contract Work (P. 51)		
17	419 Interest Income	(852,883)	(1,301,451)
18	421 Miscellaneous Income	25,294	(14,838)
19	Total Other Income	(827,588)	(1,316,289)
20	Total Income	975,669	503,770
21	MISCELLANEOUS INCOME DEDUCTIONS		
22	425 Miscellaneous Amortization		
23	426 Other Income Deductions		
24	Total Income Deductions	0	0
25	Income before Interest Charges	975,669	503,770
26	INTEREST CHARGES		
27	427 Interest on Bonds and Notes	324,546	78,879
28	428 Amortization of Debt Discount and Expense		
29	429 Amortization of Premium on Debt		
30	431 Other Interest Expense		
31	432 Interest Charged to Construction-Credit		
32	Total Interest Charges	324,546	78,879
33	Net Income	651,124	424,891

EARNED SURPLUS

Line No.	(a)	Debits (b)	Credits (c)
34	Unappropriated Earned Surplus (at beginning of Period)		20,077,681
35			
36	433 Balance transferred from Income		651,124
37	434 Miscellaneous Credits to Surplus		
38	435 Miscellaneous Debits to Surplus	180,000	
39	436 Appropriations of Surplus (P.21)		
40	437 Surplus Applied to Depreciation		
41	208 Unappropriated Earned Surplus (at end of period)	20,548,805	
42	Totals	20,728,805	20,728,805

ANNUAL REPORT OF THE TOWN OF SOUTH HADLEY

YEAR ENDED DECEMBER 31, 2022

CASH BALANCES AT END OF YEAR (Account 131)

Line No.	Items (a)	Amount (b)
1	Operation Fund	6,803,109
2	Interest Fund	
3	Bond Fund	
4	Construction Fund	
5		
6		
7		
8		
9	Totals	

MATERIALS AND SUPPLIES (Account 151-159, 163)
Summary per Balance Sheet

Line No.	Account (a)	Amount End of Year	
		Electric (b)	Gas (c)
10	Fuel (Account 151) (See Schedule, Page 25)	1,405,867	0
11	Fuel Stock Expenses (Account 152)		
12	Residuals (Account 153)		
13	Plant Materials and Operating Supplies (Account 154)		
14	Merchandise (Account 155)		
15	Other Materials and Supplies (Account 156)		
16	Nuclear Fuel Assemblies and Components - In Reactor (Acct 157)		
17	Nuclear Fuel Assemblies and Components - Stock Acct (Acct 158)		
18	Nuclear Byproduct Materials (Account 159)		
19	Stores Expense (Account 163)		
20	Total per Balance Sheet		

DEPRECIATION FUND ACCOUNT (Account 126)

Line No.	(a)	Amount (b)
DEBITS		
21	Balance of Account at Beginning of Year	7,566,749
22	Income During Year from Balance on Deposit	(167,948)
22	Amount Transferred from Income	1,178,210
23	Gain oin Disposition of Property and Equipment	25,294
24	Contributions in Aid of Construction	99,444
25		
26	Totals	8,701,749
CREDITS		
29	Amount expended for Construction Purposes (Sec. 57C164 of G.L.)	
30	Amounts Expended for Renewals	1,842,983
31	Adjustment: Retirements	0
32		
33		
34	Balance on Hand at End of Year	6,858,766
35	Totals	8,701,749

UTILITY PLANT - ELECTRIC

1. Report below the cost of utility plant in service according to prescribed accounts.
 2. Do not include as adjustments, corrections of additions and retirements for the current or the preceding year. Such items should be included in column (c) or (d) as appropriate.
 3. Credit adjustments of plant accounts should be enclosed in parentheses to indicate the negative effect of such amounts.
 4. Reclassifications or transfers within utility plant accounts should be shown in column (f).

Line No.	Account	Balance Beginning of Year	Additions	Depreciation	Other Credits	Adjustments Transfers	Balance End of Year
	(a)	(b)	(c)	(d)	(e)	(f)	(g)
1	1. INTANGIBLE PLANT	/					
2							
3							
4			0	0	0	0	0
5	2. PRODUCTION PLANT	/					
6	A. Steam Production						
7	310 Land and Land Rights						
8	311 Structures and Improvements						
9	312 Boiler Plant Equipment						
10	313 Engines and Engine Driven Generators						
11	314 Turbogenerator Units						
12	315 Accessory Electric Equipment						
13	316 Miscellaneous Power Plant Equipment						
15	Total Steam Production Plant		0	0	0	0	0
16	B. Nuclear Production Plant						
17	320 Land and Land Rights						
18	321 Structures and Improvements						
19	322 Reactor Plant Equipment						
20	323 Turbogenerator Units						
21	324 Accessory Electric Equipment						
22	325 Miscellaneous Power Plant Equipment						
23	Total Nuclear Production Plant	0	0	0	0	0	

UTILITY PLANT - ELECTRIC (Continued)

Line No.	Account	Balance Beginning of Year	Additions	Depreciation	Other Credits	Adjustments Transfers	Balance End of Year
	(a)	(b)	(c)	(d)	(e)	(f)	(g)
1	C. Hydraulic Production Plant	/	/	/	/	/	/
2	330 Land and Land Rights						
3	331 Structures and Improvements						
4	332 Reservoirs, Dams and Waterways						
5	333 Water wheels, Turbines and Generators						
6	334 Accessory Electric Equipment						
7	335 Miscellaneous Power Plant Equipment						
8	336 Roads, Railroads and Bridges						
9	Total Hydraulic Production Plant						
10	D. Other Production Plant	/	/	/	/	/	/
11	340 Land and Land Rights						
12	341 Structures and Improvements						
13	342 Fuel Holders, Producers and Accessories						
14	343 Prime Movers						
15	344 Generators						
16	345 Accessory Electric Equipment						
17	346 Miscellaneous Power Plant Equipment						
18	Total Other Production Plant	0	0	0	0	0	
19	Total Production Plant	0	0	0	0	0	
20	3. TRANSMISSION PLANT	/	/	/	/	/	/
21	350 Land and Land Rights						
22	351 Clearing Land and Rights of Way						
23	352 Structures and Improvements						
24	353 Station Equipment						
25	354 Towers and Fixtures						
26	355 Poles and Fixtures						
27	356 Overhead Conductors and Devices						
28	357 Underground Conduits						
29	358 Underground Conductors and Devices						
30	359 Roads and Trails						
31	Total Transmission Plant	0	0	0	0	0	

UTILITY PLANT - ELECTRIC (Continued)

Line No.	Account	Balance Beginning of Year	Additions	Depreciation	Other Credits	Adjustments Transfers	Balance End of Year
	(a)	(b)	(c)	(d)	(e)	(f)	(g)
1	4. DISTRIBUTION PLANT						
2	360 Land and Land Rights						
3	361 Structures and Improvements						
4	362 Station Equipment	981,302	9,930	181,470			809,762
5	363 Storage Battery Equipment						
6	364 Poles, Towers and Fixtures	199,262	84,511	68,924			214,849
7	365 Overhead Conductors and Devices	1,543,829	193,287	303,140		373,552	1,807,528
8	366 Underground Conduits	91,606	111,299	91,604			111,301
9	367 Underground Conductors & Devices	278,323	73,221	73,620		154,306	432,230
10	368 Line Transformers	28,218	26,385	28,218			26,385
11	369 Services	8,283	4,853	8,283			4,853
12	370 Meters	85,126	485,871	60,494			510,502
13	371 Installation on Cust's Premises						
14	372 Leased Prop. on Cust's Premises	137,048		5,689			131,359
15	373 Street Light and Signal Systems	410,092	28,972	24,865			414,199
16	Total Distribution Plant	3,763,086	1,018,330	846,307	0	527,858	4,462,968
17	5. GENERAL PLANT						
18	389 Land and Land rights	503,349					503,349
19	390 Structures and Improvements	1,371	42,553	1,371			42,553
20	391 Office Furniture and Equipment	18,407	16,738	18,407			16,739
21	392 Transportation Equipment	413,446	237,600	184,685			466,361
22	393 Stores Equipment						
23	394 Tools, Shop and Garage Equipment	9,779	0	9,779			0
24	395 Laboratory Equipment						
25	396 Power Operated Equipment	0					0
26	397 Communication Equipment	1,066	1,050	1,066			1,050
27	398 Miscellaneous Equipment						
28	399 Other Tangible Property	5,369,877	1,949,146	278,530		(527,858)	6,512,635
29	Total General Plant	6,317,295	2,247,088	493,837	0	(527,858)	7,542,688
30	Total Electric Plant in Service	10,080,381	3,265,418	1,340,144	0	0	12,005,655
31	104 Utility Plant leased to Others						
32	105 Property Held for Future Use						
33	107 Construction Work in Progress						
	108 Accumulated Depreciation						
34	Total Utility Electric Plant	10,080,381	3,265,418	1,340,144	0	0	12,005,655

MISCELLANEOUS NON-OPERATING INCOME (Account 421)

Line No.	Item	Amount
	(a)	(b)
1		
2	Gain on disposition of property and equipment	25,294
4		
5		
6	Total	25,294

OTHER INCOME DEDUCTIONS (Account 426)

Line No.	Item	Amount
	(a)	(b)
7		
8		
9		
11		
12		
13		
14	Total	0

MISCELLANEOUS CREDITS TO SURPLUS (Account 434)

Line No.	Item	Amount
	(a)	(b)
15		
16		
17		
19		
21		
22		
23	Total	0

MISCELLANEOUS DEBITS TO SURPLUS (Account 435)

Line No.	Item	Amount
	(a)	(b)
24		
25	Operating Transfer to Town of South Hadley	180,000
26		
27		
29		
30		
31		
32	Total	180,000

APPROPRIATIONS OF SURPLUS (Account 436)

Line No.	Item	Amount
	(a)	(b)
33		
34		
36		
37		
38		
39		
40	Total	0

MUNICIPAL REVENUES (Accounts 482,444)
(K.W.H. Sold under the Provision of Chapter 269, Acts of 1927)

Line No.		Electric Schedule	K.W.H.	Revenue Received	Average Revenue per K.W.H.
					(cents) [0.0000]
		(a)	(b)	(c)	(d)
3	444	Municipal: (Other Than Street Lighting)	5,628,284	853,827	15.1703
4					
5					
6		Totals	5,628,284	853,827	15.1703
7					
8		Street Lighting	544,732	86,368	15.8551
9					
10	Totals	544,732	86,368	15.8551	
11					
12	Totals	6,173,016	940,195	15.2307	

PURCHASED POWER (Account 555)

Line No.	Names of Utilities from which Electric Energy is Purchased	Where and at What Voltage Received	K.W.H.	Amount	Cost per K.W.H.
					(cents) [0.0000]
	(a)	(b)	(c)	(d)	(e)
13	New York Power Authority	Pine Shed 115 KV	6,652,736	91,725	1.3788
14	Millstone 3	Pine Shed 115 KV	51,999,907	2,046,998	3.9365
15	Seabrook 4 & 5	Pine Shed 115 KV	37,265,067	992,561	2.6635
16	HYDROQUEBEC	Pine Shed 115 KV	438,000	16,863	3.8500
17	SSGS	Pine Shed 115 KV	222,110	12,981	5.8444
18					
19					
20					
21					
22					
23					
24					
		Totals	96,577,820	3,161,127	3.2731

SALES FOR RESALE (Account 447)

Line No.	Names of Utilities to which Electric Energy is Sold	Voltage Received Where and at What Voltage Received	K.W.H.	Amount	Revenues per K.W.H.
					[cents] [0.0000]
	(a)	(b)	(c)	(c)	(e)
1					
2		Totals			

ELECTRIC OPERATING REVENUES (Account 400)

- | | | |
|--|---|---|
| <p>1. Report below the amount of Operating Revenue for the year for each prescribed account and the amount of increase or decrease over the preceding year.</p> <p>2. If increases and decreases are not derived from previously reported figures explain any inconsistencies.</p> <p>3. Number of customers should be reported on the basis of number of meters, plus number of flat rate accounts, except that where separate meter readings</p> | <p>are added for billing purposes, one customer shall be counted for each group of meters so added. The average number of customers means the average of the 12 figures at the close of each month. If the customer count in the residential service classification includes customers counted more than once because of special services, such as water heating, etc., indicate in a footnote the number of such duplicate customers included in the classification.</p> | <p>4. Unmetered sales should be included below. The details of such sales should be given in a footnote.</p> <p>5. Classification of Commercial and Industrial Sales, Account 442, according to small (or Commercial) and Large (or Industrial) may be according to the basis of classification regularly used by the respondent if such basis of classification is not greater than 1000 Kw of demand. See Account 442 of the Uniform System of Accounts. Explain basis of classification.</p> |
|--|---|---|

Line No.	Account	Operating Revenues		Kilowatt-hours Sold		Average Number of Customers per Month	
		Amount for Year	Increase or (Decrease) from Preceding Year	Amount for Year	Increase or (Decrease) from Preceding Year	Number for Year	Increase or (Decrease) from Preceding Year
	(a)	(b)	(c)	(d)	(e)	(f)	(g)
1	SALES OF ELECTRICITY						
2	440 Residential Sales	9,879,246	1,801,169	62,353,843	145,134	7,118	(116)
3	442 Commercial and Industrial Sales:						
4	Small (or Commercial) see instr. 5	2,800,301	488,154	16,850,208	(6,976)	788	(1)
5	Large (or Industrial) see instr. 5	3,537,202	837,909	25,770,330	1,078,137	10	0
6	444 Municipal Sales (P.22)	940,195	189,702	6,173,016	404,225	56	1
7	445 Other Sales to Public Authorities						
8	446 Sales to Railroads and Railways						
10	449 Miscellaneous Electric Sales	67,017	8,514	266,786	(7,276)	108	(5)
11	Total Sales to Ultimate Consumers	17,223,961	3,325,448	111,414,183	1,613,244	8,080	(121)
12	447 Sales for Resale	0	0		0	0	
13	Total Sales of Electricity*	17,223,961	3,325,448	111,414,183	1,613,244	8,080	(121)
14	OTHER OPERATING REVENUES						
15	450 Forfeited Discounts						
16	451 Miscellaneous Service Revenues	1,740,252	619,241				
17	453 Sales of Water and Water Power						
18	454 Rent from Electric Property	0	(3,872)				
19	455 Interdepartmental Rents						
20	456 Other Electric Revenues	47,704	2,618				
24							
25	Total Other Operating Revenues.....	1,787,956	617,987				
26	Total Electric Operating Revenues.	19,011,917	3,943,435				

*Includes increases from application of fuel clauses 1,120,631
Total KWH to which applied 110,869,451

SALES OF ELECTRICITY TO ULTIMATE CONSUMERS

Report by account number the K.W.H. sold, the amount derived and the number of customers under each filed schedule or contract. Municipal sales and unbilled sales may be reported separately in total.

Line No.	Acct No.	Schedule	K.W.H.	Revenue	Average Revenue per K.W.H. (cents) *(0.0000)	Number of Customers (per Bills Rendered)	
						July 31	December 31
						(e)	(f)
(a)	(b)	(c)	(d)	(e)	(f)		
1	440	Residential - General	48,916,891	7,852,862	16.0535	N/A	5,963
2		Residential - Heating	13,436,952	2,026,384	15.0807	N/A	1,155
3	442	Commercial - Small	16,850,208	2,800,301	16.6188	N/A	788
4		Industrial	25,770,330	3,537,202	13.7259	N/A	10
5	444	Municipal - General	5,628,284	853,827	15.1703	N/A	55
6		Municipal - Street Lights	544,732	86,368	15.8551	N/A	1
7	449	Miscellaneous	266,786	67,017	25.1200	N/A	108
8							
9							
10							
11							
12							
13							
14							
15							
16							
17							
18							
19							
20							
21							
22							
23							
24							
25							
26							
27							
28							
29							
30							
31							
32							
33							
34							
35							
36							
37							
38							
39							
40							
41							
42	Total Sales to Ultimate						
43	Consumers (Page 37 Line 11)		111,414,183	17,223,961	15.4594	N/A	8,080

ANNUAL REPORT OF THE TOWN OF SOUTH HADLEY

YEAR ENDED DECEMBER 31, 2022

ELECTRIC OPERATION AND MAINTENANCE EXPENSES

1. Enter in the space provided the operation and maintenance expenses for the year.

2. If the increases and decreases are not divided from previously reported figures explain in footnote.

Line No.	Account	Amount for Year	Increase or (Decrease) from Preceding Year
	(a)	(b)	(c)
1	POWER PRODUCTION EXPENSE		
2	STEAM POWER GENERATION		
3	Operation:		
4	500 Operation supervision and engineering		
5	501 Fuel		
6	502 Steam expense		
7	503 Steam from other sources		
8	504 Steam transferred - Cr		
9	505 Electric expenses		
10	506 Miscellaneous steam power expenses		
12	Total Operation	0	0
13	Maintenance:		
14	510 Maintenance supervision and engineering		
15	511 Maintenance of structures		
16	512 Maintenance of boiler plant		
17	513 Maintenance of electric plant		
18	514 Maintenance of miscellaneous steam plant		
19	Total Maintenance	0	0
20	Total power production expenses - steam power	0	0
21	NUCLEAR POWER GENERATION		
22	Operation:		
23	517 Operation supervision and engineering		
24	518 Fuel		
25	519 Coolants and water		
26	520 Steam expense		
27	521 Steam from other sources		
28	522 Steam transferred - Cr		
29	523 Electric expenses		
30	524 Miscellaneous nuclear power expenses		
32	Total Operation	0	0
33	Maintenance:		
34	528 Maintenance supervision and engineering		
35	529 Maintenance of structures		
36	530 Maintenance of reactor plant equipment		
37	531 Maintenance of electric plant		
38	532 Maintenance of miscellaneous nuclear plant		
39	Total Maintenance	0	0
40	Total power production expenses - nuclear power	0	0
41	HYDRAULIC POWER GENERATION		
42	Operation:		
43	535 Operation supervision and engineering		
44	536 Water for power		
45	537 Hydraulic expenses		
46	538 Electric expenses		
47	539 Miscellaneous hydraulic power generation expenses		
48	540 Rents		
49	Total Operation	0	0

(continued on page 40)

ELECTRIC OPERATION AND MAINTENANCE EXPENSES (Continued)

Line No.	Account	Amount for Year	Increase or (Decrease) from Preceding Year
	(a)	(b)	(c)
1	HYDRAULIC POWER GENERATION - CONTINUED		
2	Maintenance:		
3	541 Maintenance Supervision and Engineering		
4	542 Maintenance of Structures		
5	543 Maintenance of Reservoirs, Dams and Waterways		
6	544 Maintenance of Electric Plant		
7	545 Maintenance of Miscellaneous Hydraulic Plant		
8	Total Maintenance	0	0
9	Total Power Production Expenses - Hydraulic Power	0	0
10	OTHER POWER GENERATION		
11	Operation:		
12	546 Operation Supervision and Engineering		
13	547 Fuel		
14	548 Operation Expenses		
15	549 Miscellaneous Other Power Generation Expenses		
17	Total Operation	0	0
18	Maintenance:		
19	551 Maintenance Supervision and Engineering		
20	552 Maintenance of Structure		
21	553 Maintenance of Generating and Electric Plant		
22	554 Maintenance of Miscellaneous Other Power Generation Plant		
23	Total Maintenance	0	0
24	Total Power Production Expenses - Other Power	0	0
25	OTHER POWER SUPPLY EXPENSES		
26	555 Purchased Power	7,296,244	1,227,068
27	556 System Control and Load Dispatching		
28	557 Other Expenses	335,097	95,283
29	Total Other Power Supply Expenses	7,631,341	1,322,351
30	Total Power Production Expenses	7,631,341	1,322,351
31	TRANSMISSION EXPENSES		
32	Operation:		
33	560 Operation Supervision and Engineering		
34	561 Load Dispatching		
35	562 Station Expenses		
36	563 Overhead Line Expenses		
37	564 Underground Line Expenses		
38	565 Transmission of Electricity by Others	2,992,138	179,474
39	566 Miscellaneous Transmission Expenses		
41	Total Operation	2,992,138	179,474
42	Maintenance:		
43	568 Maintenance Supervision and Engineering		
44	569 Maintenance of Structures		
45	570 Maintenance of Station Equipment		
46	571 Maintenance of Overhead Lines		
47	572 Maintenance of Underground Lines		
48	573 Maintenance of Miscellaneous Transmission Plant		
49	Total Maintenance	0	0
50	Total Transmission Expenses	2,992,138	179,474

ELECTRIC OPERATION AND MAINTENANCE EXPENSES (Continued)

Line No.	Account	Amount for Year	Increase or (Decrease) from Preceding Year
	(a)	(b)	(c)
1	DISTRIBUTION EXPENSES		
2	Operation:		
3	580 Operation Supervision and Engineering	21,369	5,548
4	581 Load Dispatching		
5	582 Station Expenses	844	(606)
6	583 Overhead Line Expenses	568,217	(22,764)
7	584 Underground Line Expenses	25,184	1,024
8	585 Street Lighting and Signal System Expenses	179	179
9	586 Meter Expenses	10,921	3,826
10	587 Customer Installations Expenses	19,078	13,922
11	588 Miscellaneous Distribution Expenses	396,165	78,161
13	Total Operation	1,041,957	79,290
14	Maintenance:		
15	590 Maintenance supervision and engineering	128,354	52,954
16	591 Maintenance of Structures		
17	592 Maintenance of Station Equipment	33,794	2,543
18	593 Maintenance of Overhead Lines	105,459	(22,273)
19	594 Maintenance of Underground Lines	73,800	23,137
20	595 Maintenance of Line Transformers	12,728	(42,768)
21	596 Maintenance of Street Lighting and Signal Systems	8,940	(5,112)
22	597 Maintenance of Meters	800	(542)
23	598 Maintenance of Miscellaneous Distribution Plant	895	(4,744)
24	Total Maintenance	364,769	3,195
25	Total Distribution Expenses	1,406,726	82,485
26	CUSTOMER ACCOUNTS EXPENSES		
27	Operation:		
28	901 Supervision		
29	902 Meter Reading Expenses	13,458	(6,253)
30	903 Customer Records and Collection Expenses	640,082	76,737
31	904 Uncollectable Accounts	22,924	172,242
32	905 Miscellaneous Customer Accounts Expenses		
33	Total Customer Accounts Expenses	676,463	242,727
34	SALES EXPENSES		
35	Operation:		
36	911 Supervision		
37	912 Demonstrating and Selling Expenses		
38	913 Advertising Expenses	120,272	56,170
39	916 Miscellaneous Sales Expense		
40	Total Sales Expenses	120,272	56,170
41	ADMINISTRATIVE AND GENERAL EXPENSES		
42	Operation:		
43	920 Administrative and General Salaries	1,018,001	242,452
44	921 Office Supplies and Expenses	823,884	331,899
46	923 Outside Services Employed	176,897	(71,039)
47	924 Property Insurance	141,373	17,923
48	925 Injuries and Damages	19,458	12,151
49	926 Employees Pensions and Benefits	426,262	(417,229)
52	930 Miscellaneous General Expenses	206,198	28,917
54	Total Operation	2,812,073	145,074

ELECTRIC OPERATION AND MAINTENANCE EXPENSES (Continued)

Line No.	Account	Amount for Year	Increase or (Decrease) from Preceding Year
	(a)	(b)	(c)
1	ADMINISTRATIVE EXPENSES		
2	Maintenance:		
3	932 Maintenance of General Plant	167,960	(2,892)
4	933 Transportation expense	61,541	466
5	Total Maintenance	229,502	(2,427)
6	Total Administrative and General Expenses	3,041,574	142,648
7	Total Electric Operation and Maintenance Expenses	15,868,514	2,025,854

SUMMARY OF ELECTRIC OPERATION AND MAINTENANCE EXPENSES

Line No.	Functional Classification	OPERATION	MAINTENANCE	TOTAL
	(a)	(b)	(c)	(d)
8	Power Production Expenses			
9	Electric Generation			
10	Steam Power			
11	Nuclear Power			
12	Hydraulic Power			
13	Other Power			
14	Other Power Supply Expenses	7,631,341		7,631,341
15	Total Power Production Expenses	7,631,341		7,631,341
16	Transmission Expenses	2,992,138		2,992,138
17	Distribution Expenses	1,041,957	364,769	1,406,726
18	Customer Accounts Expenses	676,463		676,463
19	Sales Expenses	120,272		120,272
20	Administrative and General Expenses	2,812,073	229,502	3,041,574
21	Power Production Expenses			
22	Total Electric Operation and Maintenance Expenses	15,274,244	594,271	15,868,514

- 23 Ratio of Operating Expenses to Operating Revenues (carry out decimal two places, (e.g. 0.00%)
 Compute by dividing Revenues (acct 400) into the sum of Operation and Maintenance Expenses (Page 42,
 Line 22 (d), Depreciation (Acct 403) and Amortization (Acct 407) 90.52%
- 24 Total salaries and wages of electric department for year, including amounts charged to operating
 expenses, construction and other accounts 2,733,136
- 25 Total number of employees of electric department at end of year including administrative,
 operating, maintenance and other employees (including part time employees) 26

INCOME FROM MERCHANDISE, JOBBING AND CONTRACT WORK (Account 415)

Report by utility departments the revenues, costs, expenses, and net income from merchandising, jobbing, and contract work during year.

Line No.	Item	Electric Department	Gas Department	Other Utility Department	Total
	(a)	(c)	(d)	(d)	(e)
1	Revenues:				
2	Merchandising sales, less discounts,				
3	allowances and returns				
4	Contract Work				
5	Commissions				
6	Other(List according to major classes)				
7					
8					
9					
10	Total Revenues	0	0	0	0
11					
12					
13	Costs and Expenses:				
14	Cost of Sales (List according to Major				
15	classes of cost)				
16					
17	Labor				
18	Materials				
19					
20					
21					
22					
23					
24					
25					
26	Sales expenses				
27	Customer accounts expenses				
28	Administrative and general expenses				
29					
30					
31					
32					
33					
34					
35					
36					
37					
38					
39					
40					
41					
42					
43					
44					
45	Total Costs and Expenses	0	0	0	0
46	Net Profit (or Loss)	0	0	0	0

SALES FOR RESALE (Account 447) (Continued)

5 If a fixed number of kilowatts of maximum demand is specified in the power contract as a basis of billings to the customer this number should be shown in column (f).. The number of kilowatts of maximum demand to be shown in column (g) and (h) should be actual based on monthly readings and should be furnished whether or not used in the determination of demand charges. Show in column (i) type of demand reading (instantaneous, 15, 30, or 60 minutes integrated).

6. The number of Kilowatt-hours sold should be the quantities shown by the bills rendered to the purchasers.

7. Explain any amounts entered in column (n) such as fuel or other adjustments.

8. If a contract covers several points of delivery and small amounts of electric energy are delivered at each point, such sale may be grouped.

Type of Demand Reading	Voltage at which Delivered	Kilowatt-Hours	Revenue (Omit Cents)				Revenue per Kwh (cents) [0.0000}	Line No.
			Demand Charges	Energy Charges	Other Charges	Total		
(i)	(j)	(k)	(l)	(m)	(n)	(o)	(p)	
								1
								2
								3
								4
								5
								6
								7
								8
								9
								10
								11
								12
								13
								14
								15
								16
								17
								18
								19
								20
								21
								22
								23
								24
								25
								26
								27
								28
								29
								30
	Totals	0	0	0	0	0	0.0000	31

PURCHASED POWER (Account 555) (Continued)

(except interchange power)

- 4. If receipt of power is at a substation indicate ownership in column (e), thus: respondent owned or leased, RS; seller owned or leased, SS. should be furnished whether or not used in the determination of demand charges. Show in column (l) type of demand reading (instantaneous, 15, 30, or 60 minutes integrated).
- 5. If a fixed number of kilowatts of maximum demand is specified in the power contract as a basis of billing, this number should be shown in column (f). The number of kilowatts of maximum demand to be shown in column (g) and (h) should be actual based on monthly readings and
- 6. The number of kilowatt hours purchased should be the quantities shown by the power bills.
- 7. Explain any amount entered in column (n) such as fuel or other adjustments.

Type of Demand Reading	Voltage at which Delivered	Kilowatt-Hours	Cost of Energy (Omit Cents)				KWH (cents) (0.0000)	Line No.
			Capacity Charges	Energy Charges	Other Charges	Total		
(i)	(j)	(k)	(l)*	(m)	(n)	(n)	(p)	
60 Min	115KV	6,652,736	50,503	41,222		91,725	1.3788	1
60 Min	115KV	51,999,907	1,723,862	323,136		2,046,998	3.9365	2
60 Min	115KV	37,265,067	821,887	170,674		992,561	2.6635	3
	115KV	438,000		16,863		16,863	3.8500	4
	.48KV	222,110		12,981		12,981	5.8444	5
								6
								7
								8
								9
								10
								11
								12
								13
								14
								15
								16
								17
								18
								19
								20
								21
								22
								23
								24
								25
								26
								27
								28
								29
	Totals	96,577,820	2,596,251	564,876	0	3,161,127	3.2731	30

INTERCHANGE POWER (Included in Account 555)

1. Report below the Kilowatt-hours received and delivered during the year and the net charge or credit under interchange power agreements.

2. Provide subheadings and classify interchanges as to (1) Associated Utilities, (2) Nonassociated Utilities, (3) Associated Nonutilities, (4) Other Nonutilities, (5) Municipalities, (6) R.E.A., Cooperatives, and (7) Other Public Authorities. For each interchange across a state line place an "X" in column (b).

3. Particulars of settlements for interchange power shall be furnished in Part B, Details of Settlement for Interchange Power. If settlement for any transaction also includes credit or debit amounts other than for increment generation expenses, show such other component amounts separately, in addition to debit or credit for increment generation expenses, and give a brief explanation of the factors and principles under which such other component amounts were determined. If such settlement represents the net of debits and credits under an interconnection, power pooling, coordination, or other such arrangement, submit a copy of the annual summary of transactions and billings among the parties to the agreement. If the amount of settlement reported in this schedule for any transaction does not represent all of the charges and credits covered by the agreement, furnish in a footnote a description of the other debits and credits and state the amounts and accounts in which such other amounts are included for the year.

A. Summary of Interchange According to Companies and Points of Interchange

Line No.	Name of Company	Interchange Across State Lines	Point of Interchange	Voltage at Which Interchanged	Kilowatt-hours			Amount of Settlement
					Received	Delivered	Net Difference	
	(a)	(b)	(c)	(d)	(e)	(f)	(g)	(h)
1	NEPEX			115KV	114,760,220	96,353,590	18,406,630	3,906,507
2								
3								
4								
5								
6				Totals	114,760,220	96,353,590	18,406,630	3,906,507

B. Details of Settlement for Interchange Power

Line No.	Name of Company	Explanation	Amount
	(i)	(j)	(k)
7	NEPEX	NEPOOL Expense	228,610
8		Interchange Expense	3,906,507
9			
10			
11			Total 4,135,117

ELECTRIC ENERGY ACCOUNT

Report below the information called for concerning the disposition of electric generated, purchased, and interchanged during the year.

Line No.	Item (a)	Kilowatt-hours (b)
SOURCES OF ENERGY		
1	Generation (excluding station use):	
3	Steam Gas Turbine Combined Cycle	
4	Nuclea	
5	Hydro	
6	Other Diesel	
7	Total generation	0
8	Purchases	96,577,820
9	{ In (gross)	114,760,220
10	Interchanges { Out (gross)	96,353,590
11	{ Net (Kwh)	18,406,630
12	{ Received	
13	Transmission for/by others { Delivered	
14	{ Net (kwh)	
15	TOTAL	114,984,450
DISPOSITION OF ENERGY		
17	Sales to ultimate consumers (including interdepartmental sales)	111,414,183
18	Sales for resale	
19	Energy furnished without charge	
20	Energy used by the company (excluding station use)	
21	Electric department only	377,331
22	Energy losses:	
23	Transmission and conversion losses	
24	Distribution losses	3,192,936
25	Unaccounted for losses	
26	Total energy losses	3,192,936
27	Energy losses as percent of total on line 15	2.78%
28	Total	114,984,450

MONTHLY PEAKS AND OUTPUT

- Report hereunder the information called for pertaining to simultaneous peaks established monthly (in kilowatts) and monthly output (in kilowatt-hours) for the combined sources of electric energy of respondent.
- Monthly peak col. (b) should be respondent's maximum Kw load as measured by the sum of its coincidental net generation and purchases plus or minus net interchange minus temporary deliveries (not interchange) or emergency power to another system. Monthly peak including such emergency deliveries should be shown in a footnote with a brief explanation as to the nature of the emergency.
- State type of monthly peak reading (instantaneous 15, 30, or 60 minute integrated.)
- Monthly output should be the sum of respondent's net generation and purchases plus or minus net interchange and plus or minus net transmission or wheeling. Total should agree with line 15 above.
- If the respondent has two or more power systems and physically connected, the information called for below should be furnished for each system.

Monthly Peak

Line No.	Month (a)	Kilowatts (b)	Day of Week (c)	Day of Month (d)	Hour (e)	Type of Reading (f)	Monthly Output (kwh) See Instr. 4) (g)
29	January	19,728	Saturday	29	18:00	60 min	10,970,567
30	February	18,475	Monday	14	19:00	60 min	9,401,177
31	March	17,023	Tuesday	1	19:00	60 min	9,080,968
32	April	13,928	Thursday	7	20:00	60 min	7,989,776
33	May	23,095	Tuesday	31	18:00	60 min	8,694,919
34	June	23,353	Sunday	26	18:00	60 min	9,201,807
35	July	27,363	Wednesday	20	18:00	60 min	11,898,347
36	August	27,463	Monday	8	17:00	60 min	12,031,326
37	September	18,520	Sunday	4	17:00	60 min	8,610,200
38	October	16,262	Wednesday	19	18:00	60 min	8,052,330
39	November	17,074	Monday	21	18:00	60 min	8,807,109
40	December	18,095	Sunday	11	18:00	60 min	10,245,924
41	Total						114,984,450

SUBSTATIONS

- | | | |
|---|---|---|
| <p>1. Report below the information called for concerning substations of the respondent as of the end of the year.</p> <p>2. Substations which serve but one industrial or street railway customer should not be listed hereunder.</p> <p>3. Substations with capacities of less than 5000 Kva, except those serving customers with energy for resale, may be grouped according to functional character, but the number of such substations must be shown.</p> | <p>4. Indicate in column (b) the functional character of each substation, designating whether transmission or distribution and whether attended or unattended.</p> <p>5. Show in columns (i), (j), and (k) special equipment such as rotary converters, reflectors, condensers, etc. and auxiliary equipment for increasing capacity.</p> <p>6. Designate substations or major items of equipment leased from others, jointly owned with others, or operated otherwise than</p> | <p>by reason of sole ownership by the respondent. For any substation or equipment operated under lease, give name of lessor, date and period of lease and annual rent. For any substation or equipment operated other than by reason of sole ownership or lease, give name of co-owner or other party, explain basis of sharing expenses of other accounting between the parties, and state amounts and accounts affected in respondent's books of account. Specify in each case whether lessor, co-owner, or other party is an associated company.</p> |
|---|---|---|

Line No.	Name and Location of Substation	Character of Substation	Voltage			Capacity of Substation in Kva (in Service)	Number Of Transformers in Service	Number of Spare Transformers	Conversion Apparatus and Special Equipment		
			Primary	Secondary	Tertiary				Type of Equipment	No. of Units	Total Capacity
			(a)	(b)	(c)						
1	PINESHED	Distribution	115KV	13.8KV		93,000	2	0			
2											
3											
4											
5											
6	UNATTENDED										
7											
8											
9											
10											
11											
12											
13											
14											
15											
16											
17											
18											
19											
20											
21					Totals	93,000	2	0		1	20,000 KVA

OVERHEAD DISTRIBUTION LINES OPERATED

Line No.	Item	Length (Pole Miles)		
		Wood Poles	Steel Towers	Total
1	Miles - Beginning of Year	92.72	NONE	92.72
2	Added During Year	0.15		0.15
3	Retired During Year	0.15		0.15
4	Miles - End of Year	92.72		92.72
5				
6				
7				
8				
9				
10				
11				
12				
13				
14				
15				
16				
17				

ELECTRIC DISTRIBUTION SERVICES, METERS AND LINE TRANSFORMERS

Line No.	Item	Electric Services	Number of Watt-hour Meters	Line Transformers	
				Number	Total Capacity (Kva)
18	Number at beginning of year	5,896	8,636	1,095	69,466.0
19	Additions during year:				
20	Purchased		2,652	10	500.0
21	Installed	15		1	37.5
22	Associated with utility plant acquired				
23	Total additions	15	2,652	11	537.5
24	Reduction during year:				
25	Retirements	8	2,723		
26	Associated with utility plant sold				
27	Total reductions	8	2,723	0	0.0
28	Number at End of Year	5,903	8,565	1,106	70,003.5
29	In Stock		575	130	11,485.0
30	Locked Meters' on customers' premises		18		
31	Inactive Transformers on System				
32	In Customers' Use		7,968	972	57,943.5
33	In Companys' Use		4	4	575.0
34	Number at End of Year		8,565	1,106	70,003.5
35					
36					
37					
38					
39					

CONDUIT, UNDERGROUND CABLE AND SUBMARINE CABLE - (Distribution System)
Report below the information called for concerning conduit, underground cable, and submarine cable at end of year.

Line No.	Designation of Underground Distribution System	Miles of Conduit Bank (All sizes and Types)	Underground Cable		Submarine Cable	
			Miles*	Operating voltage	Feet*	Operating Voltage
			(c)	(d)	(e)	(f)
1	Primary Distribution	2.05	0.65	5kv		
2	Primary Distribution	27.15	36.50	15kv		
3	Secondary Distribution	19.54	67.83	120/240V		
4	Municipal Distribution	7.00	15.77	120V		
5						
6						
7	* (1) Conductor per Cable					
8						
9						
10						
11						
12						
13						
14						
15						
16						
17						
18						
19						
20						
21						
22						
23						
24						
25						
26						
27						
28						
29	Totals	55.74	120.75		0	

*Indicate number of conductors per cable.

STREET LAMPS CONNECTED TO SYSTEM

Line No.	City or Town	Total	TYPE							
			LED		Mercury Vapor		Fluorescent		High Press. Sodium	
			Municipal	Other	Municipal	Other	Municipal	Other	Municipal	Other
			(a)	(b)	(c)	(d)	(e)	(f)	(g)	(h)
1	South Hadley	1,912	1,356	55	51	42	0	0	230	178
2										
3										
4										
5										
6										
7										
8										
9										
10										
11										
12										
13										
14										
16										
17										
18										
19										
20										
21										
22										
23										
24										
25										
26										
27										
28										
29										
30										
31										
32										
33										
34										
35										
36										
37										
43										
44										
45										
46										
47										
48										
49										
50										
51										
52	Totals	1,912	1,356	55	51	42	0	0	230	178


RATE SCHEDULE INFORMATION

1. Attach copies of all Filed Rates for General Consumers.
2. Show below the changes in rate schedules during year and the estimated increase or decrease in annual revenue predicted on the previous year's operations.

Date Effective	M.D.P.U. Number	Rate Schedule	Estimated Effect of Annual Revenues	
			Increases	Decrease
		***** SEE ATTACHMENT "B" *****		

THIS RETURN IS SIGNED UNDER THE PENALTIES OF PERJURY


Mayor



Sean P. Fitzgerald, Manager


Manager of Electric Light
Department


John R. Hine, Chair

Selectmen
or
Members
of the
Municipal
Light
Board


Denise L. Presley, Vice-Chair


Paul A. Dobosh, Clerk


Kurt C. Schenker, Member


Ronald P. Coutu, Member

INDEX

	Pages
Appropriations of Surplus	21
Appropriations Since Beginning of Year	5
Bonds	6
Cash Balances	14
Changes in the Property	5
Comparative Balance Sheet	10-11
Conduit, Underground Cable and Submarine Cable	70
Cost of Plant	8
Customers in each City or Town	4
Depreciation Fund Account	14
Earned Surplus	12
Electric Distribution Services, Meters and Line Transformers	69
Electric Energy Account	57
Electric Operating Revenues	37
Electric Operation and Maintenance Expenses	39-42
General Information	3
Income from Merchandising, Jobbing and Contract Work	51
Income Statement	12-13
Interchange Power	56
Materials and Supplies	14
Miscellaneous Credits to Surplus	21
Miscellaneous Debits to Surplus	21
Miscellaneous Non-operating Income	21
Monthly Peaks and Output	57
Municipal Revenues	22
Other Income Deductions	21
Other Utility Operating Income	50
Overhead Distribution Lines Operated	69
Purchased Power	22
Purchased Power	54-55
Rate Schedule Information	79
Sales for Resale	22
Sales for Resale	52-53
Sales of Electricity to Ultimate Consumers	38
Schedule of Estimates	4
Signature Page	81
Street Lamps	71
Substations	68
Town Notes	7
Utility Plant - Electric	15-17

FOR GAS PLANTS ONLY:

	Pages		Pages
Boilers	75	Purifiers	76
Gas Distribution Services, House Governors and Meters	78	Record of Sendout for the Year in MCF	72-73
Gas Generating Plant	74	Sales for Resale	48
Gas Operating Revenues	43	Sales of Gas to Ultimate Consumers	44
Gas Operation & Maintenance Expenses	45-47	Sales of Residuals	48
Holdings	76	Scrubbers, Condensers and Exhausters	75
Purchased Gas	48	Transmission and Distribution Mains	77
		Utility Plant - Gas	19-20

PAGES INTENTIONALLY OMITTED 9, 13, 18-20, 23-36, 43-50, 58-67, 72-78, 80

EXTRACTS FROM CHAPTER 164 OF THE GENERAL LAWS AS AMENDED

Section 56. The mayor of a city, or the selectmen or municipal light board, if any, of a town acquiring a gas or electric plant shall appoint a manager of municipal lighting who shall, under the direction and control of the mayor, selectmen or municipal light board, if any, and subject to this chapter, have full charge of the operation and management of the plant, the manufacture and distribution of gas or electricity, the purchase of supplies, the employment of attorneys and of agents and servants, the method, time, price, quantity and quality of the supply, the collection of bills, and the keeping of accounts. His compensation and term of office shall be fixed in cities by the city council and in towns by the selectmen or municipal light board, if any; and, before entering upon the performance of his official duties, he shall give bond to the city or town for the faithful performance thereof in a sum and form and with sureties to the satisfaction of the mayor, selectmen or municipal light board, if any, and shall, at the end of each municipal year, render to them such detailed statement of his doings and of the business and financial matters in his charge as the department may prescribe. All moneys payable to or received by the city, town, manager or municipal light board in connection with the operation of the plant, for the sale of gas or electricity or otherwise, shall be paid to the city or town treasurer. All accounts rendered to or kept in the gas or electric plant of any city shall be subject to the inspection of the city auditor or officer having similar duties, and in towns they shall be subject to the inspection of the selectmen. The auditor or officer having similar duties, or the selectmen, may require any person presenting for settlement an account or claim against such plant to make oath before him or them, in such form as he or they may prescribe, as to the accuracy of such account or claim. The willful making of a false oath shall be punishable as perjury. The auditor or officer having similar duties in cities, and the selectmen in towns, shall approve the payment of all bills or payrolls of such plants before they are paid by the treasurer, and may disallow and refuse to approve for payment, in whole or in part, any claim as fraudulent, unlawful or excessive; and in that case the auditor or officer having similar duties, or the selectmen, shall file with the city or town treasurer a written statement of the reasons for the refusal; and the treasurer shall not pay any claim or bill so disallowed. This section shall not abridge the powers conferred on town accountants by sections fifty-five to sixty-one, inclusive, of chapter forty-one. The manager shall at any time, when required by the mayor, selectmen, municipal light board, if any, or department, make a statement to such officers of his doings, business, receipts, disbursements, balances, and of the indebtedness of the town in his department.

Section 57. At the beginning of each fiscal year, the manager of municipal lighting shall furnish to the mayor, selectmen or municipal light board, if any, an estimate of the income from sales of gas and electricity to private consumers during the ensuing fiscal year, and of the expense of the plant during said year, meaning the gross expenses of operation, maintenance and repair, the interest on the bonds, notes or certificates of indebtedness issued to pay for the plant, an amount for depreciation equal to three per cent of the cost of the plant exclusive of land and any water power appurtenant thereto, or such smaller or larger amount as the department may approve, the requirements of the sinking fund or debt incurred for the plant, and the loss, if any, in the operation of the plant during the preceding year, and of the cost, as defined in section fifty-eight, of the gas and electricity to be used by the town. The town shall include in its annual appropriations and in the tax levy not less than the estimated cost of the gas and electricity to be used by the town as above defined and estimated. By cost of the plant is intended the total amount expended on the plant to the beginning of the fiscal year for the purpose of establishing, purchasing, extending or enlarging the same. By loss in operation is intended the difference between the actual income from private consumers plus the appropriations for maintenance for the preceding fiscal year and the actual expense of the plant, reckoned as above, for that year in case such expenses exceeded the amount of such income and appropriation. The income from sales and the money appropriated as aforesaid shall be used to pay the annual expense of the plant, defined as above, for the fiscal year, except that no part of the sum therein included for depreciation shall be used for any other purpose than renewals in excess of ordinary repairs, extensions, reconstruction, enlargements and additions. The surplus, if any, of said annual allowances for depreciation after making the above payments shall be kept as a separate fund and used for renewals other than ordinary repairs, extensions, reconstructions, enlargements and additions in succeeding years, and for the cost of plant, nuclear decommissioning costs, the costs of contractual commitments, and deferred costs related to such commitments which the city council, the board of selectmen, or the municipal light board, if any, determines are above market value. Said depreciation fund shall be kept and managed by the town treasurer as a separate fund, subject to appropriation by the city council or selectmen or municipal light board, if any, for the foregoing purpose. Upon his own initiative or upon the request of the city council, selectmen or municipal light board, the treasurer shall invest or deposit the same as permitted by section fifty-five A of chapter forty-four, and any income thereon shall be credited to the depreciation fund. So much of said fund as the department may from time to time approve may also be used to pay notes, bonds or certificates of indebtedness issued to pay for the cost of reconstruction or renewals in excess of ordinary repairs, when such notes, bonds or certificates of indebtedness become due. All appropriations for the plant shall be either for the annual expense defined as above, or for extensions, reconstruction, enlargements or additions; and no appropriation shall be used for any purpose other than that stated in the vote making the same. No bonds, notes or certificates of indebtedness shall be issued by a town for the annual expenses as defined in this section.

Section 63. A town manufacturing or selling gas or electricity for lighting shall keep records of its work and doings at its manufacturing station, and in respect to its distributing plant, as may be required by the department. It shall install and maintain apparatus, satisfactory to the department, for the measurement and recording of the output of gas and electricity, and shall sell the same by meter to private consumers when required by the department, and, if required by it, shall measure all gas or electricity consumed by the town. The books, accounts and returns shall be made and kept in a form prescribed by the department, and the accounts shall be closed annually on the last day of the fiscal year of such town, and a balance sheet of that date shall be taken therefrom and included in the return to the department. The mayor, selectmen or municipal light board and manager shall, at any time, on request, submit said books and accounts to the inspection of the department and furnish any statement or information required by it relative to the condition, management and operation of said business. The department shall, in its annual report, describe the operation of the several municipal plants with such detail as may be necessary to disclose the financial condition and results of each plant; and shall state what towns, if any, operating a plant have failed to comply with this chapter, and what towns, if any, are selling gas or electricity with the approval of the department at less than cost. The mayor, or selectmen, or municipal light board, if any, shall annually, on or before such date as the department fixes, make a return to the department, for the preceding fiscal year, signed and sworn to by the mayor, or by a majority of the selectmen or municipal light board, if any, and by the manager, stating the financial condition of said business, the amount of authorized and existing indebtedness, a statement of income and expenses in such detail as the department may require, and a list of its salaried officers and the salary paid to each. The mayor, the selectmen or the municipal light board may direct any additional returns to be made at such time and in such detail as he or they may order. Any officer of a town manufacturing or selling gas or electricity for lighting who, being required by this section to make an annual return to the department, neglects to make such annual return shall, for the first fifteen days or portion thereof during which such neglect continues, forfeit five dollars a day; for the second fifteen days or any portion thereof, ten dollars a day; and for each day thereafter not more than fifteen dollars a day. Any such officer who unreasonably refuses or neglects to make such return shall, in addition thereto, forfeit not more than five hundred dollars. If a return is defective or appears to be erroneous, the department shall notify the officer to amend it within fifteen days. Any such officer who neglects to amend said return within the time specified, when notified to do so, shall forfeit fifteen dollars for each day during which such neglect continues. All forfeitures incurred under this section may be recovered by an information in equity brought in the supreme judicial court by the attorney general, at the relation of the department, and when so recovered shall be paid to the commonwealth.

Section 69. The supreme judicial court for the county where the town is situated shall have jurisdiction on petition of the department or of twenty taxable inhabitants of the town to compel the fixing of prices by the town in compliance with sections fifty-seven and fifty-eight, to prevent any town from purchasing, operating or selling a gas or electric plant in violation of any provision of this chapter, and generally to enforce compliance with the terms and provisions thereof relative to the manufacture or distribution of gas or electricity by a town.

SOUTH HADLEY ELECTRIC LIGHT DEPARTMENT

NOTE TO ANNUAL REPORT

DECEMBER 31, 2022

Massachusetts Municipal Wholesale Electric Company

The Town of South Hadley, acting through its Light Department, is a participant in certain Projects of the Massachusetts Municipal Wholesale Electric Company (MMWEC).

MMWEC is a public corporation and a political subdivision of the Commonwealth of Massachusetts, created to develop a bulk power supply for its members and other utilities. MMWEC is authorized to construct, own or purchase ownership interests in, and to issue revenue bonds to finance, electric facilities (Projects). MMWEC has acquired ownership interests in electric facilities operated by other entities and also owns and operates its own electric facilities. MMWEC operates the Stony Brook Intermediate Project and the Stony Brook Peaking Project, both fossil-fueled power plants. MMWEC has the Nuclear Mix No 1 Project, Nuclear Project Three, Nuclear Project Four, Nuclear Project Five and Project Six, which comprise an 11.6% ownership interest in the Seabrook Station nuclear generating unit operated by NextEra Energy Seabrook, LLC, and a 4.8% ownership interest in the Millstone Unit 3 nuclear unit, operated by Dominion Nuclear Connecticut, Inc. The operating license for Seabrook Station extends to March 15, 2050. The operating license for the Millstone Unit 3 nuclear unit extends to November 25, 2045.

The Light Department is also a participant in MMWEC Project 2015A, a capacity reliability resource in Peabody, Massachusetts. Project 2015A is under construction as of December 31, 2022.

MMWEC sells all of the capability (Project Capability) of each of its Projects to its Members and other utilities (Project Participants) under Power Sales Agreements (PSAs). The Light Department has entered into PSAs with MMWEC. Under the PSAs the Department is required to make certain payments to MMWEC payable solely from Municipal Light Department revenues. Among other things, the PSAs require each Project Participant to pay its pro rata share of MMWEC's costs related to the Project, which costs include debt service on the revenue bonds issued by MMWEC to finance the Project. In addition, should a Project Participant fail to make any payment when due, other Project Participants of that Project may be required to increase (step-up) their payments and correspondingly their Participant's share of that Project's Project Capability. Project Participants have covenanted to fix, revise, and collect rates at least sufficient to meet their obligations under the PSAs. Each Participant is unconditionally obligated to make payments due to MMWEC whether or not the Project(s) is completed or operating and notwithstanding the suspension or interruption of the output of the Project(s).

Pursuant to the PSAs, the MMWEC Project Participants are liable for their proportionate share of the costs associated with decommissioning the plants, which are being funded through monthly Project billings, as needed. Also, the Millstone and Seabrook Project Participants are liable for their proportionate share of the uninsured costs of a nuclear incident that might be imposed under the Price-Anderson Act (Act). Originally enacted in 1957, the Act has been renewed several times. In July 2005, as part of the Energy Policy Act of 2005, Congress extended the Act until the end of 2025.

MMWEC is involved in various legal actions. In the opinion of management, the outcome of such litigation or claims will not have a material adverse effect on the financial position of the company.

Total capital expenditures and annual capacity, fuel, and transmission costs (which include debt service, operations and maintenance, and decommissioning expenses as discussed above), and the amount of required debt service payments (if applicable) under the PSAs, associated with the Department's Project Capability of the Projects in which it participates for the years ended December 31, 2022 and 2021 are as follows:

<u>Projects</u>	<u>Share</u>	<u>Capital Expenditures</u>	<u>Annual Capacity, Fuel and Transmission Costs</u>	
		<u>2022</u>	<u>2022</u>	<u>2021</u>
Nuclear Project No. 3 - Millstone	18.01%	\$ 27,862,493	\$ 2,126,123	\$ 2,384,233
Nuclear Project No. 4 - Seabrook	7.40%	22,661,863	933,848	847,811
Nuclear Project No. 5 - Seabrook	1.88%	1,554,752	61,417	55,328
Project 2015A - Capacity Resource	10.91%	7,069,515	-	-
		<u>\$ 59,148,622</u>	<u>\$ 3,121,388</u>	<u>\$ 3,287,373</u>

<u>Years Ending</u>	<u>Debt Service Project 2015A</u>
2023	\$ 321,577
2024	467,312
2025	466,490
2026	465,995
2027	465,893
2028-2032	2,323,179
2033-2037	2,321,277
2038-2042	2,317,496
2043-2047	2,311,260
2048-2051	1,843,342
TOTAL	<u>\$ 13,303,822</u>

**SOUTH HADLEY ELECTRIC LIGHT DEPARTMENT
TERMS AND CONDITIONS FOR ELECTRIC SERVICE**

THE FOLLOWING TERMS AND CONDITIONS ARE APPLICABLE TO AND MADE PART OF ALL RATE SCHEDULES. ANY SUCH TERMS AND CONDITIONS AS ARE INCONSISTENT WITH ANY SPECIFIC PROVISIONS OR ANY RATE SCHEDULE SHALL NOT APPLY THERETO.

- 1** The supply of electric service is contingent upon the Department's ability to secure and retain the necessary location for its poles, wires, conduit, cable and other apparatus. The character of service, to be made available at each location, will be determined by the Department and information relative thereto will be furnished by the Department on request. In general, the standard voltage supplied will be One Hundred Twenty – Two Hundred Forty (120/240) volts, single phase. Contact the Department to determine the availability of other voltages and characteristics.
- 2** Such wiring and other electrical equipment and apparatus as may be necessary in order to utilize the service shall be provided, installed, maintained, and used by the Customer in accordance with the requirements, if any, of the National Electric Code, and of all public authorities having jurisdiction of the same and the requirements of the Department. In general, the Department will not provide service until the Customer's wiring has been inspected and approved for energization by the Authority having Jurisdiction. The Department's *Information and Requirements for Electric Service* will be furnished upon request.
- 3** In general, all customers shall be served from one service location and one meter. Apartment buildings shall be served through one service, one building service meter, and individual meter(s) for each occupancy. In the case of more than one building in an apartment complex, each building service meter shall be considered an individual and separate account and will be billed separately.
- 4** All bills shall be due and payable upon presentation and shall be rendered monthly; however, the Department reserves the right to read meters and render bills on a bi-monthly basis. All bills of non-residential accounts, not paid within 45 days from the date of billing, shall bear interest at 1.5% per month on the unpaid balance from the date thereof until the date of payment.
- 5** The Department may discontinue its supply and remove its property from the premises in case the Customer fails to pay any bill due the Department for such service, after due notice thereof to the Customer, or fails to maintain his service equipment in a safe manner, or to perform any of his obligations to the Department. After such discontinuance, a reconnection fee will be charged to the Customer by the Department for restoration of service.

**SOUTH HADLEY ELECTRIC LIGHT DEPARTMENT
TERMS AND CONDITIONS FOR ELECTRIC SERVICE**

- 6 For the purpose of determining the amount of electricity delivered, meters shall be installed by the Department at locations to be designated by the Department. The Department, may at any time, change any of its meters.
- 7 The Customer shall furnish without charge, suitable locations and enclosures upon his premises for such lines, transformers, meters, and other apparatus and equipment as the Department may install for the purpose of supplying service. The Department shall have the right of access, at reasonable times, to the premises of the Customer for the purpose of installing, reading, inspecting, testing, and keeping in repair the apparatus and equipment of the Department, or for discontinuing service or for removing any or all of its apparatus and equipment or for the purpose of obtaining the necessary information for the proper application of the rate or rates under which service is supplied.
- 8 The Customer shall not injure, interfere, destroy or tamper with the meter or other property of the Department nor suffer or permit any person to do so. The Customer shall use all reasonable precautions to protect the property of the Department located on the premises of the Customer from damage and interference and shall be responsible for all damages to, or loss of, such property of the Department. The Customer shall so maintain and operate its electric equipment and apparatus as not to endanger or interfere with the service of the Department. Electric meters are the property of the Department. No one but authorized Department personnel shall cut and open the Department seal on a meter, remove and install a meter, install jumper pieces or other bypassing devices, remove or install sleeves, change the meter registration, or tamper in any way with the electric meter. Meters damaged accidentally or otherwise will be replaced at the expense of the property owner where the meter is located. When a meter is found to be tampered with, service to that meter will be disconnected. To have service restored, the responsible party must first pay a \$45.00 reconnection fee, payable in cash at the Department Office. All violations will be reported to the Police Department for legal prosecution. In addition to the fee for tampering, a deposit will be required, which will be equivalent to three month's normal consumption on the premises in question. Service will be reconnected 24 hours after payment of the preceding fee and deposit, if the matter has been resolved to the satisfaction of the Department.
- 9 Whenever the integrity of the supply of electric service may be threatened by the conditions on the Department's system or on a part or parts of the transmission and/or distribution system with which the Department is interconnected, the Department, in its sole judgment, may curtail or interrupt electrical service to the Customer and such curtailment or interruption shall not constitute willful default by the Department. The Department shall not be responsible for any failure to supply electric service nor interruption or abnormal voltage of the supply, or any damage resulting from the restoration of service, if such failure, interruption, abnormal voltage, or damage is without willful default on its part.

**SOUTH HADLEY ELECTRIC LIGHT DEPARTMENT
TERMS AND CONDITIONS FOR ELECTRIC SERVICE**

- 10 The Department shall not be liable for damage to the person or property of the Customer or any other person resulting from the use of electricity or the presence of the Department's apparatus and equipment on the Customer's premises.
- 11 The Department shall not be required to furnish electricity as a stand-by or to supplement electricity for a Customer's source of electricity supply.
- 12 Costs and requirements for services and line extensions are listed in the Department's *Information and Requirements for Electric Service* publication. If any payments are due, a lump sum payment must be received prior to construction, or any other method mutually agreed upon.
- 13 Temporary service connections for new building construction purposes will be subject to a service charge covering the actual cost of installation and removal. Service supplied will be billed under the Temporary General Service (TS) rate schedule.
- 14 The South Hadley Electric Light Department shall not be liable for, or in any way in respect of, any interruption, abnormal voltage, discontinuance or reversal of its service, due to causes beyond its immediate control whether by accident, labor difficulties, conditions of fuel supply, the action of any public authority, reduction in voltage, rotating of its feeders, selected blackouts, or failure to receive any electricity for which in any manner it has contracted, or due to the operation in accordance with good utility practice of any emergency load reduction program by the South Hadley Electric Light Department or one with whom it has contracted for the supply of electricity or inability for any good reason to maintain uninterrupted and continuous service; provided, however, that if the South Hadley Electric Light Department is unable for any of the causes enumerated above to supply electricity for a continued period of two (2) days or more, then upon request of the Customer, the demand charge, if any, shall be pro-rated for the number of days of such inability as it relates to the number of days in the billing month.
- 15 The South Hadley Electric Light Department reserves the right to withhold and/or remove electric service to loads, which adversely affect the supply to other customers. Loads that produce harmonic distortion, voltage fluctuations, noise or low power factor, are examples of loads that are potentially detrimental.
- 16 The Customer shall, at all times, take and use energy in such a manner that the load will be balanced between phases to within 10%. The Department reserves the right to require the Customer to make necessary changes at his expense to correct the unbalanced

**SOUTH HADLEY ELECTRIC LIGHT DEPARTMENT
TERMS AND CONDITIONS FOR ELECTRIC SERVICE**

- 17** The Department reserves the right to disconnect electric service at any time without notice, or to refuse to connect electric service, if to its knowledge or its judgement, the Customer's installation is unsafe or defective or will become unsafe imminently. Electric service may not be resumed until the local wiring inspector approved the installation.

- 18** All such policies and regulations shall be consistent with the General Laws of the Commonwealth of Massachusetts, Chapter 164 in particular, and other applicable regulations and orders of the Massachusetts Department of Telecommunications and Energy.

**SOUTH HADLEY ELECTRIC LIGHT DEPARTMENT
RESIDENTIAL SERVICE**

1 AVAILABILITY

Available in all areas served by the South Hadley Electric Light Department

2 APPLICABILITY

Service under this rate is applicable to all single and multiple occupancy residential customers.

3 CHARACTER OF SERVICE

A.C.; 60 Hertz; Single Phase - 120, 208, 240 Volts

4 MONTHLY RATE

Power Supply Services

Power Consumption Charge \$ 0.08929 per kWh

Delivery Services

Distribution Charge \$ 0.04179 per kWh

Customer Charge \$ 5.00 per month

5 POWER ADJUSTMENT CHARGE / CREDIT

There shall be an adjustment in rate due to changes in the cost of power as provided in the Department's Power Adjustment Clause in effect from time to time.

6 HYDRO POWER CHARGE / CREDIT

There shall be an adjustment in rate due to changes in the cost of power as provided in the Department's Hydro Power Adjustment Clause in effect from time to time.

7 DISTRIBUTIVE GENERATION CREDIT

There shall be an adjustment in rate due to distributive power generation as provided in the Department's Distributive Generation Clause in effect from time to time.

8 DISTRIBUTION ADJUSTMENT CHARGE / CREDIT

There shall be an adjustment in rate due to changes in the cost of distribution as provided in the Department's Distribution Adjustment Clause in effect from time to time.

9 TERMS AND CONDITIONS

This rate is subject to termination at any time upon notice to the Department. Bills are considered due when presented. Payments received within fourteen days of the billing date are eligible for a 6% discount on power consumption, distribution, and customer base rate charges. The Department's Terms and Conditions for Electric Service are a part of this rate schedule.

**SOUTH HADLEY ELECTRIC LIGHT DEPARTMENT
RESIDENTIAL SPACE HEATING SERVICE**

1 AVAILABILITY

Available in all areas served by the South Hadley Electric Light Department

2 APPLICABILITY

Service under this rate is applicable to all single and multiple occupancy residential customers with permanently installed electric comfort heating, having no other source of comfort heating available.

3 CHARACTER OF SERVICE

A.C.; 60 Hertz; Single Phase - 120, 208, 240 Volts

4 MONTHLY RATE

Power Supply Services

Power Consumption Charge (December - April)

First 800 kWh	\$	0.07929	per kWh
---------------	----	---------	---------

Over 800 kWh	\$	0.06929	per kWh
--------------	----	---------	---------

Power Consumption Charge (May - November)

First 800 kWh	\$	0.08889	per kWh
---------------	----	---------	---------

Over 800 kWh	\$	0.09989	per kWh
--------------	----	---------	---------

Delivery Services

Distribution Charge	\$	0.04016	per kWh
---------------------	----	---------	---------

Customer Charge	\$	5.00	per month
-----------------	----	------	-----------

5 POWER ADJUSTMENT CHARGE / CREDIT

There shall be an adjustment in rate due to changes in the cost of power as provided in the Department's Power Adjustment Clause in effect from time to time.

6 HYDRO POWER CHARGE / CREDIT

There shall be an adjustment in rate due to changes in the cost of power as provided in the Department's Hydro Power Adjustment Clause in effect from time to time.

7 DISTRIBUTIVE GENERATION CREDIT

There shall be an adjustment in rate due to distributive power generation as provided in the Department's Distributive Generation Clause in effect from time to time.

8 DISTRIBUTION ADJUSTMENT CHARGE / CREDIT

There shall be an adjustment in rate due to changes in the cost of distribution as provided in the Department's Distribution Adjustment Clause in effect from time to time.

**SOUTH HADLEY ELECTRIC LIGHT DEPARTMENT
RESIDENTIAL SPACE HEATING SERVICE**

9 TERMS AND CONDITIONS

This rate is subject to termination at any time upon notice to the Department. Bills are considered due when presented. Payments received within fourteen days of the billing date are eligible for a 6% discount on power consumption, distribution, and customer base rate charges. The Department's Terms and Conditions for Electric Service are a part of this rate schedule.

**SOUTH HADLEY ELECTRIC LIGHT DEPARTMENT
SMALL GENERAL SERVICE**

1 AVAILABILITY

Available in all areas served by the South Hadley Electric Light Department

2 APPLICABILITY

Service under this rate is applicable for any purpose having monthly usage of less than 10,000 kWh and monthly demand of less than 200 kW. If usage or demand exceed these limits in any month, the customer will be moved to the GDS or LGS rates for the following twelve months.

3 CHARACTER OF SERVICE

A.C.; 60 Hertz; Single Phase - 120, 208, 240 Volts or Three Phase - 208, 480 Volts

4 MONTHLY RATE

Power Supply Services

Power Consumption Charge	\$	0.09450	per kWh
--------------------------	----	---------	---------

Delivery Services

Distribution Charge	\$	0.03486	per kWh
Customer Charge	\$	10.00	per month

5 POWER ADJUSTMENT CHARGE / CREDIT

There shall be an adjustment in rate due to changes in the cost of power as provided in the Department's Power Adjustment Clause in effect from time to time.

6 DISTRIBUTIVE GENERATION CREDIT

There shall be an adjustment in rate due to distributive power generation as provided in the Department's Distributive Generation Clause in effect from time to time.

7 DISTRIBUTION ADJUSTMENT CHARGE / CREDIT

There shall be an adjustment in rate due to changes in the cost of distribution as provided in the Department's Distribution Adjustment Clause in effect from time to time.

8 TERMS AND CONDITIONS

This rate is subject to termination at any time upon notice to the Department. Bills are considered due when presented. All bills not paid within forty five days of billing shall bear interest at 1.5% per month on the unpaid balance from the date thereof until paid. The Department's Terms and Conditions for Electric Service are a part of this rate schedule.

**SOUTH HADLEY ELECTRIC LIGHT DEPARTMENT
GENERAL DEMAND SERVICE**

1 AVAILABILITY

Available in all areas served by the South Hadley Electric Light Department

2 APPLICABILITY

Service under this rate is applicable for any purpose having monthly usage of greater than 10,000 kWh and monthly demand of less than 200 kW in any month during the preceding twelve months. If demand exceed this limit in any month, the customer will be moved to the LGS rate for the following twelve months.

3 CHARACTER OF SERVICE

A.C.; 60 Hertz; Three Phase - 208, 480 Volts

4 MONTHLY RATE

Power Supply Services

Power Consumption Charge	\$ 0.07105	per kWh
Power Demand Charge	\$ 8.00	per kW

Delivery Services

Distribution Charge	\$ 0.03190	per kWh
Customer Charge	\$ 50.00	per month

5 POWER ADJUSTMENT CHARGE / CREDIT

There shall be an adjustment in rate due to changes in the cost of power as provided in the Department's Power Adjustment Clause in effect from time to time.

6 DISTRIBUTIVE GENERATION CREDIT

There shall be an adjustment in rate due to distributive power generation as provided in the Department's Distributive Generation Clause in effect from time to time.

7 DISTRIBUTION ADJUSTMENT CHARGE / CREDIT

There shall be an adjustment in rate due to changes in the cost of distribution as provided in the Department's Distribution Adjustment Clause in effect from time to time.

8 TERMS AND CONDITIONS

This rate is subject to termination at any time upon notice to the Department. Bills are considered due when presented. All bills not paid within forty five days of billing shall bear interest at 1.5% per month on the unpaid balance from the date thereof until paid. The Department's Terms and Conditions for Electric Service are a part of this rate schedule.

**SOUTH HADLEY ELECTRIC LIGHT DEPARTMENT
LARGE GENERAL SERVICE**

1 AVAILABILITY

Available in all areas served by the South Hadley Electric Light Department.

2 APPLICABILITY

Service under this rate is applicable for any purpose having monthly demand of greater than 200 kW in any month during the preceding twelve months.

3 CHARACTER OF SERVICE

A.C.; 60 Hertz; Three Phase - 208, 480, 13,800 Volts where available

4 MONTHLY RATE

Power Supply Services

Power Consumption Charge	\$	0.05997	per kWh
Power Demand Charge	\$	9.00	per kW

Delivery Services

Distribution Charge	\$	0.02392	per kWh
Customer Charge	\$	650.00	per month

5 POWER ADJUSTMENT CHARGE / CREDIT

There shall be an adjustment in rate due to changes in the cost of power as provided in the Department's Power Adjustment Clause in effect from time to time.

6 DISTRIBUTIVE GENERATION CREDIT

There shall be an adjustment in rate due to distributive power generation as provided in the Department's Distribution Generation Clause in effect from time to time.

7 DISTRIBUTION ADJUSTMENT CHARGE / CREDIT

There shall be an adjustment in rate due to changes in the cost of distribution as provided in the Department's Distribution Adjustment Clause in effect from time to time.

8 TERMS AND CONDITIONS

This rate is subject to termination at any time upon notice to the Department. Bills are considered due when presented. All bills not paid within forty five days of billing shall bear interest at 1.5% per month on the unpaid balance from the date thereof until paid. The Department's Terms and Conditions for Electric Service are a part of this rate schedule.

**SOUTH HADLEY ELECTRIC LIGHT DEPARTMENT
TEMPORARY GENERAL SERVICE**

1 AVAILABILITY

Available in all areas served by the South Hadley Electric Light Department

2 APPLICABILITY

Service under this rate is applicable to construction of buildings or structures and any location not attached to a permanent building or structure on a temporary basis.

3 CHARACTER OF SERVICE

A.C.; 60 Hertz; Single Phase - 120, 208, 240 Volts

4 MONTHLY RATE

Power Supply Services

Power Consumption Charge \$ 0.10593 per kWh

Delivery Services

Distribution Charge \$ 0.04179 per kWh

Customer Charge \$ 50.00 per month

5 POWER ADJUSTMENT CHARGE / CREDIT

There shall be an adjustment in rate due to changes in the cost of power as provided in the Department's Power Adjustment Clause in effect from time to time.

6 DISTRIBUTION ADJUSTMENT CHARGE / CREDIT

There shall be an adjustment in rate due to changes in the cost of distribution as provided in the Department's Distribution Adjustment Clause in effect from time to time.

7 TERMS AND CONDITIONS

This rate is subject to termination at any time upon notice to the Department. Bills are considered due when presented. All bills not paid within forty five days of billing shall bear interest at 1.5% per month on the unpaid balance from the date thereof until paid. The Department's Terms and Conditions for Electric Service are a part of this rate schedule.

**SOUTH HADLEY ELECTRIC LIGHT DEPARTMENT
STREET LIGHTING****1 AVAILABILITY**

Available in all areas served by the South Hadley Electric Light Department

2 APPLICABILITY

Service under this rate is applicable to all municipal street lighting and unmetered traffic signals.

3 MONTHLY RATE

The monthly energy consumption billed for street lighting consists of multiple street lights, unmetered traffic signals, and decorative street lighting. The kWh contribution of each of the components represent the monthly total of kWh consumption billed at the applicable \$/kWh rate which is determined for each annual period from July through June of the following year per Massachusetts General Laws Chapter 164, section 58.

Other monthly charges billed to the Town, include, but are not limited to the following: activation / deactivation charges, maintenance charges, and capital recovery charges.

4 TERMS AND CONDITIONS

This rate is subject to termination at any time upon notice to the Department. Bills are considered due when presented. The Department's Terms and Conditions for Electric Service are a part of this rate schedule.

**SOUTH HADLEY ELECTRIC LIGHT DEPARTMENT
SECURITY LIGHTING**

1 AVAILABILITY

Available in all areas served by the South Hadley Electric Light Department

2 APPLICABILITY

Service under this rate is applicable for general area lighting on private property only.

3 MONTHLY RATE

Fixture Type	Lumens	kWh	Rate
Mercury Vapor			
175 Watt	7,950	71	\$ 11.40
*250 Watt	11,200	99	\$ 15.80
*400 Watt	21,200	157	\$ 20.60
Sodium Vapor			
70 Watt	6,400	35	\$ 8.50
150 Watt	16,000	67	\$ 13.50
250 Watt	27,500	108	\$ 20.30
400 Watt	50,000	166	\$ 31.60
LED			
39 Watt	4,850	14	\$ 8.50
60 Watt - Flood	7,726	21	\$ 13.50
90 Watt	11,260	32	\$ 20.30
124 Watt - Flood	14,864	43	\$ 31.60

* No additional lights of these sizes and types will be installed . These size and types will be replaced with LED of similar light upon failure or request.

Above rates include conventional luminaire, lamp, photoelectric control and maintenance. Above rates do not include poles, wires, underground supply, lighting fixture of the customers choice, or control switch.

4 POWER ADJUSTMENT CHARGE / CREDIT

There shall be an adjustment in rate due to changes in the cost of power as provided in the Department's Power Adjustment Clause in effect from time to time.

5 DISTRIBUTION ADJUSTMENT CHARGE / CREDIT

There shall be an adjustment in rate due to changes in the cost of distribution as provided in the Department's Distribution Adjustment Clause in effect from time to time.

**SOUTH HADLEY ELECTRIC LIGHT DEPARTMENT
SECURITY LIGHTING**

6 TERMS AND CONDITIONS

This rate is subject to termination at any time upon notice to the Department. Bills are considered due when presented. All bills not paid within forty five days of billing shall bear interest at 1.5% per month on the unpaid balance from the date thereof until paid. The Department's Terms and Conditions for Electric Service are a part of this rate schedule.

**SOUTH HADLEY ELECTRIC LIGHT DEPARTMENT
POWER ADJUSTMENT CHARGE / CREDIT**

1 APPLICABILITY

A power adjustment charge / credit shall be applied to each rate schedule in which reference to such adjustment is incorporated.

2 DETERMINATION

The Power Supply Services charge set forth in each applicable rate schedule and contract of the Department shall be increased or decreased by the Power Adjustment Charge / Credit (PAC) calculated for each rate schedule on a per kWh basis calculated to the nearest thousandth of a cent (\$.00001) by the following formula:

$$\text{PAC} = [(P / S) + \text{RS}] - B$$

PAC = Power Adjustment Charge / Credit

P = Estimated Cost of Power Sold including NEPOOL interchange charge to Accounts 555, 556, 557 and 565 (*) for the period plus the NYPA savings calculated pursuant to effective rate schedule

S = Estimated kWh to be sold during the period

RS = Rate Stabilization Fund contribution

B = Base period cost of power sold recovered by the Departments base rates, expressed as an amount per kWh sold

The difference between the base cost and the annual cost per kWh estimated to be sold will be applied in the billing period.

This calculation will normally be made on a quarterly basis and a single Power Adjustment Charge / Credit billed for the entire quarter, although the Department may change the Power Adjustment Charge / Credit more frequently if such changes are required.

(*) An adjustment to the cost of power sold shall be made to reflect the difference between estimated and actual cost of power sold and kWh sold in the prior period in order to recover or credit any under collection or over collection of the power adjustment charge / credit.

**SOUTH HADLEY ELECTRIC LIGHT DEPARTMENT
NYPA HYDROPOWER CREDIT**

1 APPLICABILITY

A NYPA Hydropower Credit shall be applied to each rate schedule in which reference to such adjustment is incorporated.

2 DETERMINATION

The NYPA Hydropower Credit set forth in each applicable rate schedule of the Department shall be calculated on a per kWh basis calculated to the nearest thousandth of a cent (\$.00001) by the following formula:

$$\text{NYPA} = [(\text{GC} - (\text{NC} / \text{NK})) \times \text{NK}] / \text{RK}$$

NYPA = NYPA Hydropower Credit

GC = The Generation Charge in effect for the period

NC = The total forecasted cost of hydropower purchased from the New York Power Authority for the period

NK = The total forecasted kWh purchased from the New York Power Authority for the period

RK = The total estimated number of kWh to which the NYPA Hydropower Credit will be applied for the period

This calculation will normally be made on a quarterly basis and a single NYPA Hydropower Credit billed for the entire quarter, although the Department may change the NYPA Hydropower Credit more frequently if such changes are required.

- (*) An adjustment to the NYPA Hydropower Credit shall be made to reflect the difference between estimated and actual cost of hydropower purchased and the estimated and actual kWh sold in the prior period in order to recover or credit any under collection or over collection of the NYPA

**SOUTH HADLEY ELECTRIC LIGHT DEPARTMENT
DISTRIBUTION ADJUSTMENT CHARGE / CREDIT**

1 APPLICABILITY

A distribution adjustment charge / credit shall be applied to each rate schedule in which reference to such adjustment is incorporated.

2 DETERMINATION

The Delivery Services charge set forth in each applicable rate schedule and contract of the Department shall be increased or decreased by the Distribution Adjustment Charge / Credit (DAC) calculated for each rate schedule on a per kWh basis calculated to the nearest thousandth of a cent (\$.00001) by the following formula:

$$\text{DAC} = [(E - I) / S] - B$$

DAC = Distribution Adjustment Charge / Credit

E = Total estimated operating and nonoperating costs charged to accounts including, but not limited to, 580 through 920, 403, 435 (*) for the period plus a return on plant assets

I = Total estimated other income charged to accounts including, but not limited to, 415 through 432 for the period.

S = Estimated kWh to be sold during the period

B = Base period operating and nonoperating costs (E) recovered by the Departments base rates, expressed as an amount per kWh sold

The difference between the base cost and the annual cost per kWh estimated to be sold will be applied in the billing period.

This calculation will normally be made on a quarterly basis and a single Distribution Adjustment Charge / Credit billed for the entire quarter, although the Department may change the Distribution Adjustment Charge / Credit more frequently if such changes are required.

(*) An adjustment to the total operating and non operating costs shall be made to reflect the difference between estimated and actual costs in the prior period in order to recover or credit any under collection or over collection of the distribution adjustment charge / credit.

**SOUTH HADLEY ELECTRIC LIGHT DEPARTMENT
DISTRIBUTIVE GENERATION RIDER**

1 AVAILABILITY

The rider is available and applicable to any customer receiving service under Residential Service schedule (RS), Residential Space Heating Service schedule (RSHS), Small General Service schedule (SGS), General Demand Service (GDS) schedule, and Large General Service schedule (LGS) that has an on-site solar photovoltaic system interconnected with the South Hadley Electric Light Department (SHELD) distribution system behind the master meter in compliance with the current interconnection policy and operated under an approved Interconnection Agreement executed after May 28, 2018.

2 MONTHLY RATE

The Monthly Rate is in addition to all other charges contained in the Customer's applicable rate schedule, with adjustments to the charges in the Customer's applicable tariff schedule as set forth in the table below:

Power Supply Services

Distributive Generation Credit	\$ -	per kWh
--------------------------------	------	---------

Delivery Service

DG Metering Charge	\$ 6.00	per month
--------------------	---------	-----------

For schedules RS and RSHS, billable kilowatt-hours (kWh) shall be based on metered energy delivered by SHELD's electric distribution system. Credit kilowatt-hours (kWh) shall be based on metered energy received by SHELD's distribution system. All non-kWh based charges under the rate schedules shall remain unaffected by the application of this rider.

For schedules SGS, GDS, and LGS, billable kilowatt-hour (kWh) shall be based on metered energy delivered by SHELD's electric distribution system and the metered energy consumed from an on-site solar system: also known as the total metered energy consumption during the billing month. Credit kilowatt-hours (kWh) shall be based on the total metered output of the customers photovoltaic system. All non-kWh based charges under the rate schedule shall remain unaffected by the application of this rider.

For each billing month, the customer shall receive a non-transferable credit. Credits are applicable to the customer's total charges electric service in the customer's name on the same premise and account where the on-site solar photovoltaic system is interconnected. Any credit in excess of total monthly charges will be carried over to the following billing month. Any credit not used within twelve month of its origination will expire. No credits will be refunded to the customer.

The Distributive Generation Credit is reviewed and reset periodically based on SHELD's actual avoided cost determination for value of solar, typically determined on a quarterly basis.

**SOUTH HADLEY ELECTRIC LIGHT DEPARTMENT
ECONOMIC DEVELOPMENT RIDER**

1 AVAILABILITY

The rider is available to any customer receiving service under Large General Service (LGS) and is applicable to the total load of a new customer or the incremental load of an expansion customer.

2 QUALIFICATIONS

The customer must qualify as either a new or expansion customer and:

- 1 Demonstrate to SHELD's satisfaction that it has an economically viable opportunity to locate or expand outside the Department's service area.
- 2 Demonstrate to SHELD's satisfaction that the discounts provided by this Rider, either alone *or* in conjunction with concessions from the State and/or Town of South Hadley, are sufficient to cause the customer to locate or add the incremental load within the
- 3 In the case of new customers, create a minimum of 12 jobs.
- 4 Require an average energy level of at least 150,000 kWh per month and, in the case of an expansion customer, increase load by at least 10% of the demand level established in the base period.

3 DEFINITIONS

- 1 A new customer is a future consumer that has not been a customer of SHELD in any of the past 12 months preceding application for service under this rider. An existing facility will not be considered a new customer's location unless the facility has been vacant for a period of 2 years.
- 2 An expansion customer is a current LGS service recipient that has received full requirements from SHELD in the past 12 months.
- 3 The incremental load of a new customer is the total load. The incremental load of an expansion customer is the portion of the customer's total load, in kWh, that exceeds the customer's total load during the base period.
- 4 The base period is the twelve-month period immediately preceding the month in which an expansion customer becomes eligible for billing under this rider, or a 12-month period that SHELD determines reflects the customer's base level of usage.

4 CONDITIONS

- 1 The customer shall purchase its total electric requirements from SHELD.
- 2 The customer must demonstrate to SHELD's satisfaction that it brings a benefit to the Town of South Hadley via increased employment, taxes, etc.
- 3 The expansion customer's electric energy (kWh) usage for each month must exceed by at least 10%, the energy usage in the comparable month of the base period.
- 4 The Department will remove an expansion customer from the rider if, in 3 consecutive months, its kilowatt-hour energy usage is less than 10% greater than its energy usage in the corresponding months of the base period.

**SOUTH HADLEY ELECTRIC LIGHT DEPARTMENT
ECONOMIC DEVELOPMENT RIDER**

5 BASE MONTHLY CHARGE

- 1 The customer's monthly demand, energy and customer charges shall be determined in accordance with the LGS rate schedule.
- 2 The customer will be billed a Transition Adjustment Charge as it applies to all other customers.

6 MONTHLY DISCOUNT

The discount percentage will be applied to the customer's total bill for the services provided under the LGS schedule as follows:

Year 1 – 20%, Year 2 – 15%, Year 3- 10%, Year 4 – 5%, Year 5 – 0%

7 SECURITY DEPOSIT / PAYMENT OPTION

In lieu of the customary security deposit, customers will be allowed to enter into an ACH Agreement whereby amounts due for electric service are deducted directly from your bank account at the time of billing. The Department may discontinue its supply and remove its property from the customers' premises should such ACH payment fail to occur.

8 TERMS OF AGREEMENT

- 1 The Rider Discount Period is 4 years, with a contract commitment of 5 years.
- 2 If the customer terminates service or reduces electric load below the minimum requirements before the completion of 5 years, SHELD has a right to recover the discounted amounts.