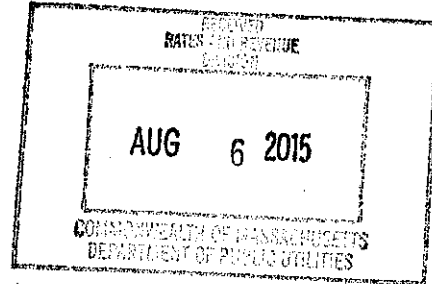


# The Commonwealth of Massachusetts

**Return**

of the



**Municipal Light Department of**

**the Town of Marblehead**

to the

**Department of Public Utilities**

**of Massachusetts**

**For the Year ended December 31,**

**2014**

Name of officer to whom correspondence should  
be addressed regarding this report:  
Official title: General Manager

Andrew F. Hadden  
Office address: P.O. Box 369  
80 Commercial Street  
Marblehead, MA 01945

## TABLE OF CONTENTS

|   | Page  |                                     |    |
|---|-------|-------------------------------------|----|
| General Information   | 3     |                                     |    |
| Schedule of Estimates   | 4     |                                     |    |
| Customers in each City or Town                                | 4     |                                     |    |
| Appropriations Since Beginning of Year                        | 5     |                                     |    |
| Changes in the Property                                       | 5     |                                     |    |
| Bonds   | 6     |                                     |    |
| Town Notes  | 7     |                                     |    |
| Cost of Plant   | 8-8B  |                                     |    |
| Comparative Balance Sheet                                     | 10-11 |                                     |    |
| Income Statement  | 12    |                                     |    |
| Earned Surplus  | 12    |                                     |    |
| Cash Balances   | 14    |                                     |    |
| Materials and Supplies  | 14    |                                     |    |
| Depreciation Fund Account                                     | 14    |                                     |    |
| Utility Plant-Electric  | 15-17 |                                     |    |
| Production Fuel and Oil Stocks                                | 18    |                                     |    |
| Miscellaneous Nonoperating Income                             | 21    |                                     |    |
| Other Income Deductions                                       | 21    |                                     |    |
| Miscellaneous Credits to Surplus                              | 21    |                                     |    |
| Miscellaneous Debits to Surplus                               | 21    |                                     |    |
| Appropriations of Surplus                                     | 21    |                                     |    |
| Municipal Revenues  | 22    |                                     |    |
| Purchased Power   | 22    |                                     |    |
| Sales for Resale  | 22    |                                     |    |
| Electric Operating Revenues                                   | 37    |                                     |    |
| Sales of Electricity to Ultimate Consumers                    | 38    |                                     |    |
| Electric Operation and Maintenance Expenses                   | 39-42 |                                     |    |
| Taxes Charged During Year                                     | 49    |                                     |    |
| Other Utility Operating Income                                | 50    |                                     |    |
| Income from Merchandising, Jobbing and Contract Work          | 51    |                                     |    |
| Sales for Resale  | 52-53 |                                     |    |
| Purchased Power (except Interchange)                          | 54-55 |                                     |    |
| Interchange Power   | 56    |                                     |    |
| Electric Energy Account                                       | 57    |                                     |    |
| Monthly Peaks and Output                                      | 57    |                                     |    |
| Generating Station Statistics                                 | 58-59 |                                     |    |
| Steam Generating Stations                                     | 60-61 |                                     |    |
| Hydroelectric Generating Stations                             | 62-63 |                                     |    |
| Combustion Engine and Other Generating Stations               | 64-65 |                                     |    |
| Generating Statistics (Small Stations)                        | 66    |                                     |    |
| Transmission Line Statistics                                  | 67    |                                     |    |
| Substations   | 68    |                                     |    |
| Overhead Distribution Lines Operated                          | 69    |                                     |    |
| Electric Distribution Services, Meters, and Line Transformers | 69    |                                     |    |
| Conduit, Underground Cable and Submarine Cable                | 70    |                                     |    |
| Streetlamps   | 71    |                                     |    |
| Rate Schedule Information                                     | 79    |                                     |    |
| Signature Page  | 81    |                                     |    |
| <br>  |       |                                     |    |
| FOR GAS PLANTS ONLY:  | Page  | Page                                |    |
| Utility Plant - Gas   | 19-20 | Gas Generating Plant                | 74 |
| Gas Operating Revenues  | 43    | Boilers                             | 75 |
| Sales of Gas to Ultimate Customers                            | 44    | Scrubbers, Condensers & Exhausters  | 75 |
| Gas Operation & Maintenance Expenses                          | 45-47 | Purifiers                           | 76 |
| Purchased Gas   | 48    | Holders                             | 76 |
| Sales for Resale  | 48    | Transmission and Distribution Mains | 77 |
| Sales of Residuals  | 48    | Gas Distribution Services, House    |    |
| Record of Sendout for the Year in MCF                         | 72-73 | Governors and Meters                | 78 |

## GENERAL INFORMATION

Page 3

- |     |   |                    |
|-----|---|--------------------|
| 1.  | Name of town (or city) making report.   | Marblehead         |
| 2.  | If the town (or city) has acquired a plant:<br>Kind of plant, whether gas or electric.<br>Owner from whom purchased, if so acquired.<br>Date of votes to acquire a plant in accordance with the provisions of<br>chapter 164 of the General Laws.<br>Record of votes: First vote: Yes, ; No,    Second vote: Yes, ; No,<br>Date when town (or city) began to sell gas and electricity,  |                    |
| 3.  | Name and address of manager of municipal lighting:<br><br>Andrew F. Hadden      80 Commercial Street      Marblehead, MA 01945  |                    |
| 4.  | Name and address of mayor or selectmen:<br>Jackie Belf-Becker      Abbot Hall      Marblehead, MA 01945<br>Harry C. Christensen Jr.      Abbot Hall      Marblehead, MA 01945<br>Judith R. Jacobi      Abbot Hall      Marblehead, MA 01945<br>Bret T. Murray      Abbot Hall      Marblehead, MA 01945<br>James E. Nye      Abbot Hall      Marblehead, MA 01945   |                    |
| 5.  | Name and address of town (or city) treasurer:<br><br>Patricia Murray      Widger Road      Marblehead, MA 01945   |                    |
| 6.  | Name and address of town (or city) clerk:<br><br>Robin A. Michaud      Abbot Hall      Marblehead, MA 01945   |                    |
| 7.  | Names and addresses of members of municipal light board:<br><br>Michael A. Hull      81 Bayview Road      Marblehead, MA 01945<br>Walter E. Homan      31A Haley Road      Marblehead, MA 01945<br>Michael A. Tumulty      108 Washington Street      Marblehead, MA 01945<br>Joseph T. Kowalik Jr      60 Seaview Avenue      Marblehead, MA 01945   |                    |
| 8.  | Total valuation of estates in town (or city) according to last State valuation (taxable)  | \$5,326,282,656.00 |
| 9.  | Tax rate for all purposes during the year:<br><br><div style="display: flex; justify-content: space-between;"> <span>Residential</span> <span>\$11.08</span> </div> <div style="display: flex; justify-content: space-between;"> <span>Open Space</span> <span>\$0.00</span> </div> <div style="display: flex; justify-content: space-between;"> <span>Commercial/Industrial/Personal Property</span> <span>\$11.08</span> </div> |                    |
| 10. | Amount of manager's salary:   | \$285,106.88       |
| 11. | Amount of manager's bond:   | \$0.00             |
| 12. | Amount of salary paid to members of municipal light board (each):   | \$0.00             |

**FURNISH SCHEDULE OF ESTIMATES REQUIRED BY GENERAL LAWS, CHAPTER 164, SECTION 57 FOR GAS AND ELECTRIC LIGHT PLANTS FOR THE FISCAL YEAR, ENDING DECEMBER 31, NEXT.**

|                                       |   | Amount        |
|---------------------------------------|---|---------------|
| <b>INCOME FROM PRIVATE CONSUMERS:</b> |   |               |
| 1                                     | From sales of gas   |               |
| 2                                     | From sales of electricity                                   | 16,846,500.00 |
| 3                                     |   |               |
|                                       | <b>TOTAL</b>  | 16,846,500.00 |
| 4                                     |   |               |
| 5                                     | <b>EXPENSES</b>   |               |
| 6                                     | For operation, maintenance and repairs                      | 15,631,300.00 |
| 7                                     | For interest on bonds, notes or scrip                       |               |
| 8                                     | For depreciation fund (3% on 29,378,499.12 as per page 8 B) | 881,354.97    |
| 9                                     | For sinking fund requirements                               |               |
| 10                                    | For note payments   |               |
| 11                                    | For bond payments   |               |
| 12                                    | For loss in preceding year                                  |               |
| 13                                    |   |               |
|                                       | <b>TOTAL</b>  | 16,512,654.97 |
| 14                                    |   |               |
| 15                                    | <b>COST:</b>  |               |
| 16                                    | Of gas to be used for municipal buildings                   |               |
| 17                                    | Of gas to be used for street lights                         |               |
| 18                                    | Of electricity to be used for municipal buildings           | 830,651.59    |
| 19                                    | Of electricity to be used for street lights                 | 128,820.00    |
| 20                                    | Total of above items to be included in the tax levy         | 959,471.59    |
| 21                                    |   |               |
| 22                                    | New construction to be included in the tax levy             |               |
| 23                                    | Total amounts to be included in the tax levy                | 959,471.59    |

**CUSTOMERS**

| Names of cities or towns in which the plant supplies GAS, with the number of customers' meters in each. |                                      | Names of cities or towns in which the plant supplies ELECTRICITY, with the number of customers' meters in each. |                                      |
|---|--------------------------------------|---|--------------------------------------|
| City or Town  | Number of Customers' Meters, Dec. 31 | City or Town  | Number of Customers' Meters, Dec. 31 |
| NONE  |                                      | Marblehead  | 10,365                               |
|   |                                      |   |                                      |
|   |                                      |   |                                      |
|   |                                      |   |                                      |
| <b>TOTAL</b>  | 0                                    | <b>TOTAL</b>  | 10,365                               |

**APPROPRIATIONS SINCE BEGINNING OF YEAR**

(Include also all items charged direct to tax levy, even where no appropriation is made or required.)

**FOR CONSTRUCTION OR PURCHASE OF PLANT**

|     |         |                      |                   |
|-----|---------|----------------------|-------------------|
| *At | meeting | , to be paid from ** |                   |
| *At | meeting | , to be paid from ** |                   |
|     |         |                      | TOTAL <u>0.00</u> |

**FOR THE ESTIMATED COST OF THE GAS OR ELECTRICITY TO BE USED BY THE CITY OR TOWN FOR:**

|    |                     |                         |
|----|---------------------|-------------------------|
| 1. | Street lights       | 127,755.20              |
| 2. | Municipal buildings | 755,137.81              |
| 3. |                     |                         |
|    |                     | TOTAL <u>882,893.01</u> |

\* Date of meeting and whether regular or special

\*\* Here insert bonds, notes or tax levy

**CHANGES IN THE PROPERTY**

- Describe briefly all the important physical changes in the property during the last fiscal period including additions, alterations or improvements to the works or physical property retired.

**In electric property:**

- \* Set poles and started reconductoring Ocean Avenue

**In gas property:**

Not applicable

| Bonds<br>(Issued on Account of Gas or Electric Lighting.) |               |                             |                    |  |      |                       |                                   |  |  |
|---|---------------|-----------------------------|--------------------|--|------|-----------------------|-----------------------------------|--|--|
| When Authorized*  | Date of Issue | Amount of Original Issue ** | Period of Payments |  | Rate | Interest When Payable | Amount Outstanding at End of Year |  |  |
|   |               |                             | Amounts            | When Payable   |      |                       |                                   |  |  |
| 03/04/1894  | 07/01/1894    | 50,000.00                   |                    |  |      |                       |                                   |  |  |
| 03/03/1908  | 07/01/1908    | 6,000.00                    |                    |  |      |                       |                                   |  |  |
| 10/29/1909  | 11/01/1909    | 30,000.00                   |                    |  |      |                       |                                   |  |  |
| 03/15/1973  | 11/15/1973    | 760,000.00                  | 75,000.00          | November 15  | 4.4  | May 15 & Nov 15       | NONE                              |  |  |
| 03/03/1974  | 01/01/1975    | 477,891.00                  |                    | Initial MMWEC Bonding - Transferred to MMWEC July 1978 |      |                       |                                   |  |  |
|   | TOTAL         | 1,323,891.00                |                    |  |      | TOTAL                 | NONE                              |  |  |

The bonds and notes outstanding at end of year should agree with the Balance Sheet.

When bond and notes are repaid report the first three columns only

\* Date of meeting and whether regular or special

\*\* List original issues of bonds and notes including those that have been repaid

**Town Notes**

(Issued on Account of Gas or Electric Lighting.)

| When Authorized* | Date of Issue | Amount of Original Issue ** | Period of Payments |              | Interest |              | Amount Outstanding at End of Year |
|------------------|---------------|-----------------------------|--------------------|--------------|----------|--------------|-----------------------------------|
|                  |               |                             | Amounts            | When Payable | Rate     | When Payable |                                   |
|                  | 06/01/1895    | 10,000.00                   |                    |              |          |              |                                   |
|                  | 12/01/1896    | 4,000.00                    |                    |              |          |              |                                   |
|                  | 01/01/1902    | 9,500.00                    |                    |              |          |              |                                   |
| March 1927       | 01/02/1928    | 15,000.00                   |                    |              |          |              |                                   |
| March 1937       | 08/01/1938    | 38,000.00                   |                    |              |          |              |                                   |
|                  | <b>TOTAL</b>  | <b>76,500.00</b>            |                    |              |          | <b>TOTAL</b> | <b>NONE</b>                       |

The bonds and notes outstanding at end of year should agree with the Balance Sheet.

When bond and notes are repaid report the first three columns only

\* Date of meeting and whether regular or special

\*\* List original issues of bonds and notes including those that have been repaid

**TOTAL COST OF PLANT - ELECTRIC**

1. Report below the cost of utility plant in service according to prescribed accounts  
 2. Do not include as adjustments, corrections of additions and retirements for the current or the preceding year. Such items should be included in column (c) or (d) as appropriate.  
 3. Credit adjustments of plant accounts should be enclosed in parentheses to indicate the negative effect of such amounts.  
 4. Reclassifications or transfers within utility plant accounts should be shown in column (f).

| Line No. | Account (a)                              | Balance Beginning of Year (b) | Additions (c) | Retirements (d) | Adjustments (e) | Transfers (f) | Balance End of Year (g) |
|----------|--|-------------------------------|---------------|-----------------|-----------------|---------------|-------------------------|
| 1        | 1. INTANGIBLE PLANT                      |                               |               |                 |                 |               |                         |
| 2        | 303 Misc Intangible Plant - Trans        | 2,327,602.99                  |               |                 |                 |               | 2,327,602.99            |
| 3        |  |                               |               |                 |                 |               |                         |
| 4        |  | 2,327,602.99                  | 0.00          | 0.00            | 0.00            | 0.00          | 2,327,602.99            |
| 5        | 2. PRODUCTION PLANT                      |                               |               |                 |                 |               |                         |
| 6        | A. Steam Production                      |                               |               |                 |                 |               |                         |
| 7        | 310 Land and Land Rights                 |                               |               |                 |                 |               |                         |
| 8        | 311 Structures and Improvements          |                               |               |                 |                 |               |                         |
| 9        | 312 Boiler Plant Equipment               |                               |               |                 |                 |               |                         |
| 10       | 313 Engines and Engine Driven Generators |                               |               |                 |                 |               |                         |
| 11       | 314 Turbogenerator Units                 |                               |               |                 |                 |               |                         |
| 12       | 315 Accessory Electric Equipment         |                               |               |                 |                 |               |                         |
| 13       | 316 Miscellaneous Power Plant Equipment  |                               |               |                 |                 |               |                         |
| 14       | Total Steam Production Plant             | 0.00                          | 0.00          | 0.00            | 0.00            | 0.00          | 0.00                    |
| 15       | B. Nuclear Production Plant              |                               |               |                 |                 |               |                         |
| 16       | 320 Land and Land Rights                 |                               |               |                 |                 |               |                         |
| 17       | 321 Structures and Improvements          |                               |               |                 |                 |               |                         |
| 18       | 322 Reactor Plant Equipment              |                               |               |                 |                 |               |                         |
| 19       | 323 Turbogenerator Units                 |                               |               |                 |                 |               |                         |
| 20       | 324 Accessory Electric Equipment         |                               |               |                 |                 |               |                         |
| 21       | 325 Miscellaneous Power Plant Equipment  |                               |               |                 |                 |               |                         |
| 22       | Total Nuclear Production Plant           | 0.00                          | 0.00          | 0.00            | 0.00            | 0.00          | 0.00                    |
| 23       |  |                               |               |                 |                 |               |                         |



## TOTAL COST OF PLANT - ELECTRIC (Continued)

| Line No. | Account (a)                                 | Balance Beginning of Year (b) | Additions (c) | Retirements (d) | Adjustments (e) | Transfers (f) | Balance End of Year (g) |
|----------|---|-------------------------------|---------------|-----------------|-----------------|---------------|-------------------------|
| 1        | C. Hydraulic Production Plant               |                               |               |                 |                 |               |                         |
| 2        | 330 Land and Land Rights                    |                               |               |                 |                 |               |                         |
| 3        | 331 Structures and Improvements             |                               |               |                 |                 |               |                         |
| 4        | 332 Reservoirs, Dams and Waterways          |                               |               |                 |                 |               |                         |
| 5        | 333 Water Wheels, Turbines and Generators   |                               |               |                 |                 |               |                         |
| 6        | 334 Accessory Electric Equipment            |                               |               |                 |                 |               |                         |
| 7        | 335 Miscellaneous Power Plant Equipment     |                               |               |                 |                 |               |                         |
| 8        | 336 Roads, Railroads and Bridges            |                               |               |                 |                 |               |                         |
| 9        | Total Hydraulic Production Plant            | 0.00                          | 0.00          | 0.00            | 0.00            | 0.00          | 0.00                    |
| 10       | D. Other Production Plant                   |                               |               |                 |                 |               |                         |
| 11       | 340 Land and Land Rights                    | 10,696.49                     |               |                 |                 |               | 10,696.49               |
| 12       | 341 Structures and Improvements             | 312,769.33                    |               |                 |                 |               | 312,769.33              |
| 13       | 342 Fuel Holders, Producers and Accessories | 62,164.53                     |               |                 |                 |               | 62,164.53               |
| 14       | 343 Prime Movers                            | 345,344.72                    |               |                 |                 |               | 345,344.72              |
| 15       | 344 Generators                              | 760,878.23                    | 2,068.87      |                 |                 |               | 762,947.10              |
| 16       | 345 Accessory Electric Equipment            |                               |               |                 |                 |               |                         |
| 17       | 346 Miscellaneous Power Plant Equipment     |                               |               |                 |                 |               |                         |
| 18       | Total Other Production Plant                | 1,491,853.30                  | 2,068.87      | 0.00            | 0.00            | 0.00          | 1,493,922.17            |
| 19       | Total Production Plant                      | 1,491,853.30                  | 2,068.87      | 0.00            | 0.00            | 0.00          | 1,493,922.17            |
| 20       | 3. Transmission Plant                       |                               |               |                 |                 |               |                         |
| 21       | 350 Land and Land Rights                    | 40,900.00                     |               |                 |                 |               | 40,900.00               |
| 22       | 351 Clearing Land and Rights of Way         | 1,851.50                      |               |                 |                 |               | 1,851.50                |
| 23       | 352 Structures and Improvements             | 42,849.54                     |               |                 |                 |               | 42,849.54               |
| 24       | 353 Station Equipment                       | 35,999.02                     |               |                 |                 |               | 35,999.02               |
| 25       | 354 Towers and Fixtures                     | 240.78                        |               |                 |                 |               | 240.78                  |
| 26       | 355 Poles and Fixtures                      | 55,174.33                     |               |                 |                 |               | 55,174.33               |
| 27       | 356 Overhead Conductors and Devices         | 425,570.20                    |               |                 |                 |               | 425,570.20              |
| 28       | 357 Underground Conduit                     | 706,873.13                    |               |                 |                 |               | 706,873.13              |
| 29       | 358 Underground Conductors and Devices      | 290,170.78                    |               |                 |                 |               | 290,170.78              |
| 30       | 359 Roads and Trails                        |                               |               |                 |                 |               |                         |
| 31       | Total Transmission Plant                    | 1,599,629.28                  | 0.00          | 0.00            | 0.00            | 0.00          | 1,599,629.28            |

| TOTAL COST OF PLANT (Concluded) |  |                               |               |                 |                 |               |                         |
|---------------------------------|--|-------------------------------|---------------|-----------------|-----------------|---------------|-------------------------|
| Line No.                        | Account (a)                              | Balance Beginning of Year (b) | Additions (c) | Retirements (d) | Adjustments (e) | Transfers (f) | Balance End of Year (g) |
| 1                               | 4. DISTRIBUTION PLANT                    |                               |               |                 |                 |               |                         |
| 2                               | 360 Land and Land Rights                 | 500.00                        |               |                 |                 |               | 500.00                  |
| 3                               | 361 Structures and Improvements          | 1,040,971.30                  |               |                 |                 |               | 1,040,971.30            |
| 4                               | 362 Station Equipment                    | 5,109,838.03                  |               |                 |                 |               | 5,109,838.03            |
| 5                               | 363 Storage Battery Equipment            | 44,977.99                     |               |                 |                 |               | 44,977.99               |
| 6                               | 364 Poles Towers and Fixtures            | 2,049,322.34                  | 85,097.22     | 16,268.63       |                 |               | 2,118,150.93            |
| 7                               | 365 Overhead Conductors and Devices      | 3,149,727.40                  | 166,911.71    | 78,011.97       |                 |               | 3,238,627.14            |
| 8                               | 366 Underground Conduit                  | 2,345,084.14                  | 27,141.22     |                 |                 |               | 2,372,225.36            |
| 9                               | 367 Underground Conductors and Devices   | 2,279,247.43                  | 8,016.69      |                 |                 |               | 2,287,264.12            |
| 10                              | 368 Line Transformers                    | 1,445,616.80                  | 23,884.96     | 32,881.62       |                 |               | 1,436,620.14            |
| 11                              | 369 Services                             | 575,255.77                    | 33,232.53     |                 |                 |               | 608,488.30              |
| 12                              | 370 Meters                               | 3,304,864.15                  | 46,023.42     | 155,537.66      |                 |               | 3,195,349.91            |
| 13                              | 371 Installations on Customer's Premises | 78,203.70                     |               |                 |                 |               | 78,203.70               |
| 14                              | 372 Leased Prop on Customer's Premises   |                               | 10,724.70     | 8,544.64        |                 |               |                         |
| 15                              | 373 Streetlight and Signal Systems       |                               |               |                 |                 |               |                         |
| 16                              | Total Distribution Plant                 | 21,884,782.86                 | 401,032.45    | 291,244.52      | 0.00            | 0.00          | 21,994,570.79           |
| 17                              | 5. GENERAL PLANT                         |                               |               |                 |                 |               |                         |
| 18                              | 389 Land and Land Rights                 |                               |               |                 |                 |               |                         |
| 19                              | 390 Structures and Improvements          | 592,959.56                    |               |                 |                 |               | 592,959.56              |
| 20                              | 391 Office Furniture and Equipment       | 595,812.41                    |               |                 |                 |               | 595,812.41              |
| 21                              | 392 Transportation Equipment             | 663,371.00                    |               |                 |                 |               | 663,371.00              |
| 22                              | 393 Stores Equipment                     |                               |               |                 |                 |               |                         |
| 23                              | 394 Tools, Shop and Garage Equipment     |                               |               |                 |                 |               |                         |
| 24                              | 395 Laboratory Equipment                 |                               |               |                 |                 |               |                         |
| 25                              | 396 Power Operated Equipment             |                               |               |                 |                 |               |                         |
| 26                              | 397 Communication Equipment              |                               |               |                 |                 |               |                         |
| 27                              | 398 Miscellaneous Equipment              |                               |               |                 |                 |               |                         |
| 28                              | 399 Other Tangible Property              | 157,756.57                    | 6,822.34      |                 |                 |               | 164,578.91              |
| 29                              | Total General Plant                      | 2,009,899.54                  | 6,822.34      | 0.00            | 0.00            | 0.00          | 2,016,721.88            |
| 30                              | Total Electric Plant in Service          | 29,313,767.97                 | 409,923.66    | 291,244.52      | 0.00            | 0.00          | 29,432,447.11           |
| 31                              |  |                               |               |                 |                 |               |                         |
| 32                              |  |                               |               |                 |                 |               |                         |
| 33                              |  |                               |               |                 |                 |               |                         |
| 34                              |  |                               |               |                 |                 |               |                         |

Total Cost of Electric Plant.....

Less Cost of Land, Land Rights, Rights of Way.....

Total Cost upon which Depreciation is based.....

The above figures should show the original cost of the existing property. In case any part of the property is sold or retired, the cost of such property should be deducted from the cost of the plant. The net cost of the property, less the land value, should be taken as a basis for figuring depreciation.

**PAGE 9 IS A NOTE ONLY PAGE**

Note

1 Profit Rate 2014: 2.1614%

Net Profit ( page 12 Col E Line 33 ) divided by Total Cost of Electric Plant in Service ( page 8B Col J Line 106 )  
636,157.63 29,432,447.11

2 Estimated Maximum Profit Allowed for 201 2,354,595.77

Total Cost of Electric Plant in Service ( page 8 Col J Line 106 ) X Eight Per Cent

3 Depreciation for 2015 at 3 Per Cent: 881,354.97

Total Cost of Electric Plant in Service Less Cost of Land and Land Rights-Of-Way ( page 8 Col J Line 109 ) X Three Per Cent

Quarterly Transfer for Depreciation 220,338.74

| <b>COMPARATIVE BALANCE SHEET Assets and Other Debits</b> |                                      |                               |                         |                            |  |
|--|--------------------------------------|-------------------------------|-------------------------|----------------------------|--|
| Line No.   | Title of Account (a)                 | Balance Beginning of Year (b) | Balance End of Year (c) | Increase or (Decrease) (d) |  |
| 1  | <b>UTILITY PLANT</b>                 |                               |                         |                            |  |
| 2  | 101 Utility Plant - Electric (P. 17) | 13,399,319.70                 | 12,971,298.76           | (428,020.94)               |  |
| 3  | 101 Utility Plant - Gas (P. 20)      |                               |                         |                            |  |
| 4  |                                      |                               |                         |                            |  |
| 5  | Total Utility Plant                  | 13,399,319.70                 | 12,971,298.76           | (428,020.94)               |  |
| 6  |                                      |                               |                         |                            |  |
| 7  |                                      |                               |                         |                            |  |
| 8  |                                      |                               |                         |                            |  |
| 9  |                                      |                               |                         |                            |  |
| 10   |                                      |                               |                         |                            |  |
| 11   | <b>FUND ACCOUNTS</b>                 |                               |                         |                            |  |
| 12   | 125 Sinking Funds                    |                               |                         |                            |  |
| 13   | 126 Depreciation Fund (P. 14)        | 5,147,074.36                  | 5,815,665.41            | 668,591.05                 |  |
| 14   | 128 Other Special Funds              | 2,476,204.16                  | 2,482,631.49            | 6,427.33                   |  |
| 15   | Total Funds                          | 7,623,278.52                  | 8,298,296.90            | 675,018.38                 |  |
| 16   | <b>CURRENT AND ACCRUED ASSETS</b>    |                               |                         |                            |  |
| 17   | 131 Cash (P. 14)                     | 3,736,309.61                  | 4,314,686.00            | 578,376.39                 |  |
| 18   | 132 Special Deposits                 | 154,094.56                    | 171,476.06              | 17,381.50                  |  |
| 19   | 135 Working Funds                    | 500.00                        | 500.00                  | 0.00                       |  |
| 20   | 141 Notes Receivable                 |                               |                         |                            |  |
| 21   | 142 Customer Accounts Receivable     | 1,745,960.01                  | 1,961,427.34            | 215,467.33                 |  |
| 22   | 143 Other Accounts Receivable        |                               |                         |                            |  |
| 23   | 146 Receivables from Municipality    | 116,742.77                    | 63,059.68               | (53,683.09)                |  |
| 24   | 151 Materials and Supplies (P. 14)   | 89,635.18                     | 128,640.71              | 39,005.53                  |  |
| 25   | 171 Interest & Dividend Receivable   | 0.00                          | 0.00                    | 0.00                       |  |
| 26   | 165 Prepayments                      | 1,386,644.11                  | 1,446,322.70            | 59,678.59                  |  |
| 27   | 174 Miscellaneous Current Assets     |                               |                         |                            |  |
| 28   | Total Current and Accrued Assets     | 7,229,886.24                  | 8,086,112.49            | 856,226.25                 |  |
| 29   | <b>DEFERRED DEBITS</b>               |                               |                         |                            |  |
| 30   | 181 Unamortized Debt Discount        |                               |                         |                            |  |
| 31   | 182 Extraordinary Property Losses    |                               |                         |                            |  |
| 32   | 185 Other Deferred Debits            |                               |                         |                            |  |
| 33   | Total Deferred Debits                | 0.00                          | 0.00                    | 0.00                       |  |
| 34   |                                      |                               |                         |                            |  |
| 35   | Total Assets and Other Debits        | 28,252,484.46                 | 29,355,708.15           | 1,103,223.69               |  |

| <b>COMPARATIVE BALANCE SHEET Liabilities and Other Credits</b> |     |   |  |                                  |                                     |
|--|-----|---|--|----------------------------------|-------------------------------------|
| Line No.   |     | Title of Account<br>(a)                         | Balance<br>Beginning<br>of Year<br>(b) | Balance<br>End<br>of Year<br>(c) | Increase<br>or<br>(Decrease)<br>(d) |
| 1  |     | <b>APPROPRIATIONS</b>                           |  |                                  |                                     |
| 2  | 201 | Appropriations for Construction                 | NONE                                   | NONE                             | NONE                                |
| 3  |     | <b>SURPLUS</b>                                  |  |                                  |                                     |
| 4  | 205 | Sinking Fund Reserves                           |  |                                  |                                     |
| 5  | 206 | Loans Repayment                                 |  |                                  |                                     |
| 6  | 207 | Appropriations for Construction Repayments      |  |                                  |                                     |
| 7  | 208 | Unappropriated Earned Surplus (P. 12)           | 24,160,707.95                          | 24,984,937.42                    | 824,229.47                          |
| 8  |     | Total Surplus                                   | 24,160,707.95                          | 24,984,937.42                    | 824,229.47                          |
| 9  |     | <b>LONG TERM DEBT</b>                           |  |                                  |                                     |
| 10   | 221 | Bonds (P. 6)                                    |  |                                  |                                     |
| 11   | 231 | Notes Payable (P. 7)                            |  |                                  |                                     |
| 12   |     | Total Bonds and Notes                           | NONE                                   | NONE                             | NONE                                |
| 13   |     | <b>CURRENT AND ACCRUED LIABILITIES</b>          |  |                                  |                                     |
| 14   | 232 | Accounts Payable                                | 1,551,737.71                           | 1,601,284.03                     | 49,546.32                           |
| 15   | 234 | Payables to Municipality (Water)                |  |                                  |                                     |
| 16   | 235 | Customers' Deposits                             | 151,894.56                             | 169,636.06                       | 17,741.50                           |
| 17   | 236 | Taxes Accrued                                   |  |                                  |                                     |
| 18   | 237 | Interest Accrued                                |  |                                  |                                     |
| 19   | 242 | Miscellaneous Current and Accrued Liabilities   |  |                                  |                                     |
| 20   |     | Total Current and Accrued Liabilities           | 1,703,632.27                           | 1,770,920.09                     | 67,287.82                           |
| 21   |     | <b>DEFERRED CREDITS</b>                         |  |                                  |                                     |
| 22   | 251 | Unamortized Premium on Debt                     |  |                                  |                                     |
| 23   | 252 | Customer Advances for Construction              |  |                                  |                                     |
| 24   | 253 | Other Deferred Credits                          |  |                                  |                                     |
| 25   |     | Total Deferred Credits                          | NONE                                   | NONE                             | NONE                                |
| 26   |     | <b>RESERVES</b>                                 |  |                                  |                                     |
| 27   | 260 | Reserves for Uncollectible Accounts             | 345,235.68                             | 354,030.94                       | 8,795.26                            |
| 28   | 261 | Property Insurance Reserve                      |  |                                  |                                     |
| 29   | 262 | Injuries and Damages Reserves                   |  |                                  |                                     |
| 30   | 263 | Pensions and Benefits Reserves                  | 62,908.56                              | 65,819.70                        | 2,911.14                            |
|  | 264 | Reserve for Rate Stabilization                  | 900,000.00                             | 900,000.00                       | 0.00                                |
| 31   | 265 | Miscellaneous Operating Reserves                | 1,080,000.00                           | 1,280,000.00                     | 200,000.00                          |
| 32   |     | Total Reserves                                  | 2,388,144.24                           | 2,599,850.64                     | 211,706.40                          |
| 33   |     | <b>CONTRIBUTIONS IN AID OF<br/>CONSTRUCTION</b> |  |                                  |                                     |
| 34   | 271 | Contributions in Aid of Construction            | NONE                                   | NONE                             | NONE                                |
| 35   |     | Total Liabilities and Other Credits             | 28,252,484.46                          | 29,355,708.15                    | 1,103,223.69                        |

State below if any earning of the municipal lighting plant have been used for any purpose other than discharging indebtedness of the plant, the purpose for which used, and the amount thereof.

**STATEMENT OF INCOME FOR THE YEAR**

| Line No. | Account (a)   | Current Year (b) | Increase or (Decrease) from Preceding Year (c) |
|----------|---|------------------|--|
| 1        | <b>OPERATING INCOME</b>   |                  |  |
| 2        | 400 Operating Revenues (P. 37 and 43)                             | 15,777,992.54    | 392,320.01                                     |
| 3        | Operating Expenses:   |                  |  |
| 4        | 401 Operation Expense (p. 42 and 47)                              | 13,372,772.02    | 699,741.48                                     |
| 5        | 402 Maintenance Expense   | 1,037,647.82     | 27,066.03                                      |
| 6        | 403 Depreciation Expense  | 877,794.60       | (262,993.72)                                   |
| 7        | 407 Amortization of Property Losses                               |                  |  |
| 8        |   |                  |  |
| 9        | 408 Taxes (P. 49)   |                  |  |
| 10       | Total Operating Expenses  | 15,288,214.44    | 463,813.79                                     |
| 11       | Operating Income  | 489,778.10       | (71,493.78)                                    |
| 12       | 414 Other Utility Operating Income (P. 50)                        |                  |  |
| 13       |   |                  |  |
| 14       | Total Operating Income  | 489,778.10       | (71,493.78)                                    |
| 15       | <b>OTHER INCOME</b>   |                  |  |
| 16       | 415 Income from Merchandising, Jobbing, and Contract Work (P. 51) | 126,603.00       | (327,493.53)                                   |
| 17       | 419 Interest Income   | 19,776.53        | 3,216.44                                       |
| 18       | 421 Miscellaneous Nonoperating Income (P. 21)                     |                  |  |
| 19       | Total Other Income  | 146,379.53       | (324,277.09)                                   |
| 20       | Total Income  | 636,157.63       | (395,770.87)                                   |
| 21       | <b>MISCELLANEOUS INCOME DEDUCTIONS</b>                            |                  |  |
| 22       | 425 Miscellaneous Amortization                                    |                  |  |
| 23       | 426 Other Income Deductions                                       |                  |  |
| 24       | Total Income Deductions   | NONE             | NONE   |
| 25       | Income Before Interest Charges                                    | 636,157.63       | (395,770.87)                                   |
| 26       | <b>INTEREST CHARGES</b>   |                  |  |
| 27       | 427 Interest on Bonds and Notes                                   |                  |  |
| 28       | 428 Amortization of Debt Discount and Expense                     |                  |  |
| 29       | 429 Amortization of Premium on Debt - Credit                      |                  |  |
| 30       | 431 Other Interest Expense  |                  |  |
| 31       | 432 Interest: Charged to Construction - Credit                    |                  |  |
| 32       | Total Interest Charges  | NONE             | NONE   |
| 33       | <b>NET INCOME</b>   | 636,157.63       | (395,770.87)                                   |

**EARNED SURPLUS**

| Line No. | Account (a)  | Debits (b)    | Credits (c)   |
|----------|--|---------------|---------------|
| 34       | 208 Unappropriated Earned Surplus (at beginning of period) |               | 24,160,707.95 |
| 35       |  |               |               |
| 36       |  |               |               |
| 37       | 433 Balance Transferred from Income                        |               | 636,157.63    |
| 38       | 434 Miscellaneous Credits to Surplus (P. 21)               |               | 666,787.61    |
| 39       | 435 Miscellaneous Debits to Surplus (P. 21)                | 143,141.00    |               |
| 40       | 436 Appropriations of Surplus (P. 21)                      | 335,574.77    |               |
| 41       | 437 Surplus Applied to Depreciation                        |               |               |
| 42       | 208 Unappropriated Earned Surplus (at end of period)       | 24,984,937.42 |               |
| 43       |  |               |               |
| 44       | <b>TOTALS</b>  | 25,463,653.19 | 25,463,653.19 |

**CASH BALANCES AT END OF YEAR**

| Line No. | Items (a)         | Amount (b)          |
|----------|-------------------|---------------------|
| 1        | Operation Fund    | 4,300,922.06        |
| 2        | Interest Fund     |                     |
| 3        | Bond Fund         |                     |
| 4        | Construction Fund | 13,763.94           |
| 5        |                   |                     |
| 6        |                   |                     |
| 7        |                   |                     |
| 8        |                   |                     |
| 9        |                   |                     |
| 10       |                   |                     |
| 11       |                   |                     |
| 12       | <b>TOTAL</b>      | <b>4,314,686.00</b> |

**MATERIALS AND SUPPLIES (Accounts 151-159, 163)****Summary per Balance Sheet**

| Line No. | Account (a)  | Amount End of Year |         |
|----------|--|--------------------|---------|
|          |  | Electric (b)       | Gas (c) |
| 13       | Fuel (Account 151 ) (See Schedule, Page 25)                          | 62,706.13          |         |
| 14       | Fuel Stock Expenses (Account 152)                                    |                    |         |
| 15       | Residuals (Account 153)  |                    |         |
| 16       | Plant Materials and Operating Supplies (Account 154 (151))           | 65,934.58          |         |
| 17       | Merchandise (Account 155)  |                    |         |
| 18       | Other Materials and Supplies (Account 156)                           |                    |         |
| 19       | Nuclear Fuel Assemblies and Components - In Reactor (Account 157)    |                    |         |
| 20       | Nuclear Fuel Assemblies and Components - Stock Account (Account 158) |                    |         |
| 21       | Nuclear Byproduct Materials (Account 159)                            |                    |         |
| 22       | Stores Expense (Account 163)   |                    |         |
| 23       | Total Per Balance Sheet  | 128,640.71         |         |

**DEPRECIATION FUND ACCOUNT (Account 126)**

| Line No. | (a)   | Amount (b)          |
|----------|---|---------------------|
| 24       | <b>DEBITS</b>   |                     |
| 25       | Balance of account at beginning of year                                 | 5,147,074.36        |
| 26       | Income during year from balance on deposit (interest)                   | 13,072.91           |
| 27       | Amount transferred from income (depreciation)                           | 877,794.60          |
| 28       | Adjustment: Accounts Payable 12/31/14                                   | 3,072.61            |
| 29       | Y/E Transfer From Operating Cash/Smart Mtr Grant Reimbursement from DOE | 227,903.00          |
| 30       | <b>TOTAL</b>  | <b>6,268,917.48</b> |
| 31       | <b>CREDITS</b>  |                     |
| 32       | Amount expended for construction purposes (Sec. 57,C.164 of G.L.)       | 0.00                |
| 33       | Amounts expended for renewals, viz:-                                    | 407,617.98          |
| 34       | Adjustment: Accounts Payable 12/31/13                                   | 45,634.09           |
| 35       |   |                     |
| 36       |   |                     |
| 37       |   |                     |
| 38       |   |                     |
| 39       |   |                     |
| 40       | Balance on hand at end of year  | 5,815,665.41        |
| 41       | <b>TOTAL</b>  | <b>6,268,917.48</b> |

UTILITY PLANT - ELECTRIC

| Line No. | Account (a)                              | Balance Beginning of Year (b) | Additions (c) | Depreciation (d) | Other Credits (e) | Adjustments Transfers (f) | Balance End of Year (g) |
|----------|--|-------------------------------|---------------|------------------|-------------------|---------------------------|-------------------------|
| 1        | 1. INTANGIBLE PLANT                      |                               |               |                  |                   |                           |                         |
| 2        | 303 Misc Intangible Plant Transmission   | 520,490.43                    |               | 69,828.09        |                   |                           | 450,662.34              |
| 3        |  |                               |               |                  |                   |                           |                         |
| 4        |  | 520,490.43                    | 0.00          | 69,828.09        | 0.00              | 0.00                      | 450,662.34              |
| 5        | 2. PRODUCTION PLANT                      |                               |               |                  |                   |                           |                         |
| 6        | A. Steam Production                      |                               |               |                  |                   |                           |                         |
| 7        | 310 Land and Land Rights                 |                               |               |                  |                   |                           |                         |
| 8        | 311 Structures and Improvements          |                               |               |                  |                   |                           |                         |
| 9        | 312 Boiler Plant Equipment               |                               |               |                  |                   |                           |                         |
| 10       | 313 Engines and Engine Driven Generators |                               |               |                  |                   |                           |                         |
| 11       | 314 Turbogenerator Units                 |                               |               |                  |                   |                           |                         |
| 12       | 315 Accessory Electric Equipment         |                               |               |                  |                   |                           |                         |
| 13       | 316 Miscellaneous Power Plant Equipment  |                               |               |                  |                   |                           |                         |
| 14       | Total Steam Production Plant             | 0.00                          | 0.00          | 0.00             | 0.00              | 0.00                      | 0.00                    |
| 15       | B. Nuclear Production Plant              |                               |               |                  |                   |                           |                         |
| 16       | Land and Land Rights                     |                               |               |                  |                   |                           |                         |
| 17       | Structures and Improvements              |                               |               |                  |                   |                           |                         |
| 18       | Reactor Plant Equipment                  |                               |               |                  |                   |                           |                         |
| 19       | Turbogenerator Units                     |                               |               |                  |                   |                           |                         |
| 20       | Accessory Electric Equipment             |                               |               |                  |                   |                           |                         |
| 21       | Miscellaneous Power Plant Equipment      |                               |               |                  |                   |                           |                         |
| 22       | Total Nuclear Production Plant           | 0.00                          | 0.00          | 0.00             | 0.00              | 0.00                      | 0.00                    |
| 23       |  |                               |               |                  |                   |                           |                         |

1. Report below the cost of utility plant in service according to prescribed accounts  
 2. Do not include as adjustments, corrections of additions and retirements for the current or the preceding year. Such items should be included in column (c).  
 3. Credit adjustments of plant accounts should be enclosed in parentheses to indicate the negative effect of such amounts.  
 4. Reclassifications or transfers within utility plant accounts should be shown in column (f).



UTILITY PLANT - ELECTRIC (Continued)

| Line No. | Account (a)                                 | Balance Beginning of Year (b) | Additions (c) | Depreciation (d) | Other Credits (e) | Adjustments Transfers (f) | Balance End of Year (g) |
|----------|---|-------------------------------|---------------|------------------|-------------------|---------------------------|-------------------------|
| 1        | C. Hydraulic Production Plant               |                               |               |                  |                   |                           |                         |
| 2        | 330 Land and Land Rights                    |                               |               |                  |                   |                           |                         |
| 3        | 331 Structures and Improvements             | 10,696.49                     |               |                  |                   |                           | 10,696.49               |
| 4        | 332 Reservoirs, Dams and Waterways          | 0.00                          |               |                  |                   |                           | 0.00                    |
| 5        | 333 Water Wheels, Turbines and Generators   | 1,519.73                      |               | 1,519.73         |                   |                           | 0.00                    |
| 6        | 334 Accessory Electric Equipment            | 82,914.73                     |               | 10,880.50        |                   |                           | 72,034.23               |
| 7        | 335 Miscellaneous Power Plant Equipment     | 0.00                          | 2,068.87      | 2,068.87         |                   |                           | 0.00                    |
| 8        | 336 Roads, Railroads and Bridges            |                               |               |                  |                   |                           |                         |
| 9        | Total Hydraulic Production Plant            | 0.00                          | 0.00          | 0.00             | 0.00              | 0.00                      | 0.00                    |
| 10       | D. Other Production Plant                   |                               |               |                  |                   |                           |                         |
| 11       | 340 Land and Land Rights                    |                               |               |                  |                   |                           |                         |
| 12       | 341 Structures and Improvements             |                               |               |                  |                   |                           |                         |
| 13       | 342 Fuel Holders, Producers and Accessories |                               |               |                  |                   |                           |                         |
| 14       | 343 Prime Movers                            |                               |               |                  |                   |                           |                         |
| 15       | 344 Generators                              |                               |               |                  |                   |                           |                         |
| 16       | 345 Accessory Electric Equipment            |                               |               |                  |                   |                           |                         |
| 17       | 346 Miscellaneous Power Plant Equipment     |                               |               |                  |                   |                           |                         |
| 18       | Total Other Production Plant                | 95,130.95                     | 2,068.87      | 14,469.10        | 0.00              | 0.00                      | 82,730.72               |
| 19       | Total Production Plant                      | 95,130.95                     | 2,068.87      | 14,469.10        | 0.00              | 0.00                      | 82,730.72               |
| 20       | 3. Transmission Plant                       |                               |               |                  |                   |                           |                         |
| 21       | 350 Land and Land Rights                    | 40,900.00                     |               |                  |                   |                           | 40,900.00               |
| 22       | 351 Clearing Land and Rights of Way         | 1,851.50                      |               |                  |                   |                           | 1,851.50                |
| 23       | 352 Structures and Improvements             | 4,236.58                      |               |                  |                   |                           | 2,951.09                |
| 24       | 353 Station Equipment                       |                               |               | 1,285.49         |                   |                           | 0.00                    |
| 25       | 354 Towers and Fixtures                     | 25.25                         |               | 7.22             |                   |                           | 18.03                   |
| 26       | 355 Poles and Fixtures                      | 1,106.76                      |               | 1,106.76         |                   |                           | 0.00                    |
| 27       | 356 Overhead Conductors and Devices         | 140,686.82                    |               | 12,767.11        |                   |                           | 127,919.71              |
| 28       | 357 Underground Conduit                     | 201,957.09                    |               | 21,206.19        |                   |                           | 180,750.90              |
| 29       | 358 Underground Conductors and Devices      | 93,770.55                     |               | 8,705.12         |                   |                           | 85,065.43               |
| 30       | 359 Roads and Trails                        |                               |               |                  |                   |                           |                         |
| 31       | Total Transmission Plant                    | 484,534.55                    | 0.00          | 45,077.89        | 0.00              | 0.00                      | 439,456.66              |

UTILITY PLANT -- ELECTRIC (Continued)

| Line No. | Account (a)                              | Balance Beginning of Year (b) | Additions (c) | Depreciation (d) | Other Credits (e) | Adjustments Transfers (f) | Balance End of Year (g) |
|----------|--|-------------------------------|---------------|------------------|-------------------|---------------------------|-------------------------|
| 1        | 4. DISTRIBUTION PLANT                    |                               |               |                  |                   |                           |                         |
| 2        | 360 Land and Land Rights                 | 500.00                        |               |                  |                   |                           | 500.00                  |
| 3        | 361 Structures and Improvements          | 667,112.04                    |               | 31,229.14        |                   |                           | 635,882.90              |
| 4        | 362 Station Equipment                    | 2,591,353.82                  |               | 153,295.14       |                   |                           | 2,438,058.68            |
| 5        | 363 Storage Battery Equipment            | 16,939.85                     |               | 1,349.34         |                   |                           | 15,590.51               |
| 6        | 364 Poles Towers and Fixtures            | 472,021.75                    | 85,097.22     | 64,566.36        |                   |                           | 492,552.61              |
| 7        | 365 Overhead Conductors and Devices      | 2,241,148.98                  | 166,911.71    | 99,235.94        |                   |                           | 2,308,824.75            |
| 8        | 366 Underground Conduit                  | 1,128,586.65                  | 27,141.22     | 73,884.69        |                   |                           | 1,081,843.18            |
| 9        | 367 Underground Conductors and Devices   | 922,507.30                    | 8,016.69      | 68,377.42        |                   |                           | 862,146.57              |
| 10       | 368 Line Transformers                    | 827,155.07                    | 23,884.96     | 43,368.50        |                   |                           | 807,671.53              |
| 11       | 369 Services                             | 327,249.14                    | 33,232.53     | 17,257.67        |                   |                           | 343,224.00              |
| 12       | 370 Meters                               | 2,904,630.46                  | 46,023.42     | 99,145.92        |                   |                           | 2,851,507.96            |
| 13       | 371 Installations on Customer's Premises | 8,092.17                      |               | 2,346.11         |                   |                           | 5,746.06                |
| 14       | 372 Leased Prop on Customer's Premises   |                               |               |                  |                   |                           |                         |
| 15       | 373 Streetlight and Signal Systems       |                               |               |                  |                   |                           |                         |
| 16       | Total Distribution Plant                 | 98,395.27                     | 10,724.70     | 13,835.21        |                   |                           | 95,284.76               |
| 17       | 5. GENERAL PLANT                         | 12,205,692.50                 | 401,032.45    | 667,891.44       | 0.00              | 0.00                      | 11,938,833.51           |
| 18       | 389 Land and Land Rights                 |                               |               |                  |                   |                           |                         |
| 19       | 390 Structures and Improvements          | 0.00                          |               |                  |                   |                           | 0.00                    |
| 20       | 391 Office Furniture and Equipment       | 0.00                          |               |                  |                   |                           | 0.00                    |
| 21       | 392 Transportation Equipment             |                               |               |                  |                   |                           |                         |
| 22       | 393 Stores Equipment                     | 64,752.44                     |               | 64,752.44        |                   |                           | 0.00                    |
| 23       | 394 Tools, Shop and Garage Equipment     |                               |               |                  |                   |                           |                         |
| 24       | 395 Laboratory Equipment                 |                               |               |                  |                   |                           |                         |
| 25       | 396 Power Operated Equipment             |                               |               |                  |                   |                           |                         |
| 26       | 397 Communication Equipment              | 28,718.83                     | 6,822.34      | 15,775.64        |                   |                           | 19,765.53               |
| 27       | 398 Miscellaneous Equipment              |                               |               |                  |                   |                           |                         |
| 28       | 399 Other Tangible Property              |                               |               |                  |                   |                           |                         |
| 29       | Total General Plant                      | 93,471.27                     | 6,822.34      | 80,528.08        | 0.00              | 0.00                      | 19,765.53               |
| 30       | Total Electric Plant in Service          | 13,399,319.70                 | 409,923.66    | 877,794.60       | 0.00              | 0.00                      | 12,931,448.76           |
| 31       | 104 Utility Plant Leased to Others       |                               |               |                  |                   |                           |                         |
| 32       | 105 Property Held for Future Use         |                               |               |                  |                   |                           |                         |
| 33       | 107 Construction Work in Progress        | 0.00                          |               |                  |                   | 39,850.00                 | 39,850.00               |
| 34       | Total Utility Plant Electric             | 13,399,319.70                 | 409,923.66    | 877,794.60       | 0.00              | 39,850.00                 | 12,971,298.76           |

| PRODUCTION FUEL AND OIL STOCKS (Included in Account 151)<br>(Except Nuclear Materials) |                           |                |                       |          |              |
|--|---------------------------|----------------|-----------------------|----------|--------------|
| Line No.   | Item (a)                  | Total Cost (b) | Kinds of Fuel and Oil |          |              |
|  |                           |                | Quantity (c)          | Cost (d) | Quantity (e) |
| 1  | On Hand Beginning of Year | 35,333.57      | 10,659.99             |          |              |
| 2  | Received During Year      | 170,189.29     | 48,241.30             |          |              |
| 3  | TOTAL                     | 205,522.86     | 58,901.29             |          |              |
| 4  | Used During Year (Note A) |                |                       |          |              |
| 5  | For Heating               | 23,409.10      | 6,650.29              |          |              |
| 6  | For Generation            | 119,407.63     | 33,922.50             |          |              |
| 7  |                           |                |                       |          |              |
| 8  |                           |                |                       |          |              |
| 9  |                           |                |                       |          |              |
| 10   |                           |                |                       |          |              |
| 11   | Sold or Transferred       |                |                       |          |              |
| 12   | TOTAL DISPOSED OF         | 142,816.73     | 40,572.79             |          |              |
| 13   | BALANCE END OF YEAR       | 62,706.13      | 18,328.50             |          |              |
| Kinds of Fuel and Oil - continued  |                           |                |                       |          |              |
| Line No.   | Item (g)                  | Total Cost (b) | Kinds of Fuel and Oil |          |              |
|  |                           |                | Quantity (h)          | Cost (i) | Quantity (j) |
| 14   | On Hand Beginning of Year |                |                       |          |              |
| 15   | Received During Year      |                |                       |          |              |
| 16   | TOTAL                     |                |                       |          |              |
| 17   | Used During Year (Note A) |                |                       |          |              |
| 18   |                           |                |                       |          |              |
| 19   |                           |                |                       |          |              |
| 20   |                           |                |                       |          |              |
| 21   |                           |                |                       |          |              |
| 22   |                           |                |                       |          |              |
| 23   |                           |                |                       |          |              |
| 24   | Sold or Transferred       |                |                       |          |              |
| 25   | TOTAL DISPOSED OF         |                |                       |          |              |
| 26   | BALANCE END OF YEAR       |                |                       |          |              |

Note A -- Indicate specific purpose for which used, e.g., Boiler Oil, Make Oil, Generator Fuel, etc.

| <b>MISCELLANEOUS NONOPERATING INCOME (Account 421)</b> |  |            |
|--|--|------------|
| Line No.   | Item (a)   | Amount (b) |
| 1  |  |            |
| 2  |  |            |
| 3  |  |            |
| 4  |  |            |
| 5  |  |            |
| 6  | <b>TOTAL</b>   | 0.00       |
| <b>OTHER INCOME DEDUCTIONS (Account 426)</b>           |  |            |
| Line No.   | Item (a)   | Amount (b) |
| 7  |  |            |
| 8  |  |            |
| 9  |  |            |
| 10   |  |            |
| 11   |  |            |
| 12   |  |            |
| 13   |  |            |
| 14   | <b>TOTAL</b>   | 0.00       |
| <b>MISCELLANEOUS CREDITS TO SURPLUS (Account 434)</b>  |  |            |
| Line No.   | Item (a)   | Amount (b) |
| 15   |  |            |
| 16   | Auditor's adjusting entries for year ended December 2013             | 666,787.61 |
| 17   |  |            |
| 18   |  |            |
| 19   |  |            |
| 20   |  |            |
| 21   |  |            |
| 22   |  |            |
| 23   | <b>TOTAL</b>   | 666,787.61 |
| <b>MISCELLANEOUS DEBITS TO SURPLUS (Account 435)</b>   |  |            |
| Line No.   | Item (a)   | Amount (b) |
| 24   |  |            |
| 25   | Auditor's adjusting entries for year ended December 2013             | 143,141.00 |
| 26   |  |            |
| 27   |  |            |
| 28   |  |            |
| 29   |  |            |
| 30   |  |            |
| 31   |  |            |
| 32   | <b>TOTAL</b>   | 143,141.00 |
| <b>APPROPRIATIONS OF SURPLUS (Account 436)</b>         |  |            |
| Line No.   | Item (a)   | Amount (b) |
| 33   | March 2014 Commission voted Net Surplus Revenue - Town of Marblehead | 330,000.00 |
| 34   | March 2014 Commission voted In-Lieu of Tax Payment - Town of Salem   | 5,574.77   |
| 35   |  |            |
| 36   |  |            |
| 37   |  |            |
| 38   |  |            |
| 39   |  |            |
| 40   | <b>TOTAL</b>   | 335,574.77 |

| MUNICIPAL REVENUES (Account 482,444)                           |           |                       |                |                      |  |
|--|-----------|-----------------------|----------------|----------------------|--|
| (K.W.H. Sold under the provision of Chapter 269, Acts of 1927) |           |                       |                |                      |  |
| Line No.   | Acct. No. | Gas Schedule (a)      | Cubic Feet (b) | Revenue Received (c) | Average Revenue Per MCF (cents) (0.0000) (d) |
| 1  |           | Not Applicable        |                |                      |  |
| 2  |           |                       |                |                      |  |
| 3  |           |                       |                |                      |  |
| 4  |           | <b>TOTALS</b>         |                |                      |  |
|  |           | Electric Schedule (a) | K.W.H. (b)     | Revenue Received (c) | Average Revenue Per KWH (cents) (0.0000) (d) |
| 5  | 444       | Municipal             | 5,524,186      | 755,137.81           | 0.1367                                       |
| 6  |           |                       |                |                      |  |
| 7  |           |                       |                |                      |  |
| 8  |           | Street Lighting       | 943,624        | 127,755.20           | 0.1354                                       |
| 9  |           |                       |                |                      |  |
| 10   |           |                       |                |                      |  |
| 11   |           |                       |                |                      |  |
| 12   |           | <b>TOTALS</b>         | 6,467,810      | 882,893.01           | 0.1365                                       |
| 13   |           |                       |                |                      |  |
| 14   |           |                       |                |                      |  |
| 15   |           |                       |                |                      |  |
| 16   |           |                       |                |                      |  |
| 17   |           |                       |                |                      |  |
| 18   |           |                       | 0              | 0.00                 |  |
| 19   |           | <b>TOTALS</b>         | 6,467,810      | 882,893.01           | 0.1365                                       |

**PURCHASED POWER (Account 555)**

| Line No. | Names of Utilities from Which Electric Energy is Purchased (a) | Where and at What Voltage Received (b) | K.W.H (c)     | Amount (d) | Cost per KWH (cents) (0.0000) (e) |
|----------|--|--|---------------|------------|-----------------------------------|
| 20       | See Pages 54 & 55  |  |               |            |                                   |
| 21       |  |  |               |            |                                   |
| 22       |  |  |               |            |                                   |
| 23       |  |  |               |            |                                   |
| 24       |  |  |               |            |                                   |
| 25       |  |  |               |            |                                   |
| 26       |  |  |               |            |                                   |
| 27       |  |  |               |            |                                   |
| 28       |  |  |               |            |                                   |
| 29       |  |  | <b>TOTALS</b> | 0          | 0.00                              |

**SALES FOR RESALE (Account 447)**

| Line No. | Names of Utilities to Which Electric Energy is sold (a) | Where and at What Voltage Delivered (b) | K.W.H (c)     | Amount (d) | Revenue per KWH (cents) (0.0000) (e) |
|----------|---|---|---------------|------------|--------------------------------------|
| 30       | See Pages 52 & 53                                       |   |               |            |                                      |
| 31       |   |   |               |            |                                      |
| 32       |   |   |               |            |                                      |
| 33       |   |   |               |            |                                      |
| 34       |   |   |               |            |                                      |
| 35       |   |   |               |            |                                      |
| 36       |   |   |               |            |                                      |
| 37       |   |   |               |            |                                      |
| 38       |   |   |               |            |                                      |
| 39       |   |   | <b>TOTALS</b> | 0          | 0.00                                 |

**ELECTRIC OPERATING REVENUES (Account 400)**

1. Report below the amount of operating revenue for the year for each prescribed account and the amount of increase or decrease over the preceding year.
2. If increases and decreases are not derived from previously reported figures, explain any inconsistencies.
3. Number of customers should be reported on the basis of meters, plus number of late rate accounts except where separate meter readings are added for billing purposes, one customer shall be counted for each group of meters so added. The average number of customers means the average of the 12 figures at the close of each month. If the customer count in the residential service classification includes customers counted more than once because of special services, such as water heating, etc., indicate in a footnote the number of such duplicate customers included in the classification.
4. Unmetered sales should be included below. The details of such sales should be given in a footnote.
5. Classification on Commercial and Industrial Sales, Account 442, Large (or Industrial) may be according to the basis of classification regularly used by the respondent if such basis of classification is not greater than 1000 KW. See Account 442 of the Uniform System of Accounts. Explain basis of Classification.

| Line No. | Account (a)                            | Operating Revenues  |  |                     | Kilowatt-hours Sold |  |                     | Average Number of Customers per Month          |             |
|----------|--|---------------------|--|---------------------|---------------------|--|---------------------|--|-------------|
|          |  | Amount for Year (b) | Increase or (Decrease) from Preceding Year (c) | Amount for Year (d) | Amount for Year (d) | Increase or (Decrease) from Preceding Year (e) | Number for Year (f) | Increase or (Decrease) from Preceding Year (g) |             |
| 1        | <b>SALES OF ELECTRICITY</b>            |                     |  |                     |                     |  |                     |  |             |
| 2        | 449 Miscellaneous Electric Sales       | 0.00                | 0.00   | 73,071,288          | 0                   | 0  | 0                   |  | (8)         |
| 3        | 440 Residential Sales                  | 11,087,577.78       | 192,316.01                                     | 130,838             |                     | (1,980,552)                                    | 8,783               |  | 0           |
| 4        | Storage Heat                           | 14,463.38           | 3,235.10                                       |                     |                     | 22,880   | 9                   |  |             |
| 5        | 442 Commercial and Industrial Sales    | 1,616,442.55        | 1,685.17                                       | 9,856,811           |                     | (429,710)                                      | 1,207               |  | 12          |
| 6        | Small Commercial B Sales               | 2,057,021.88        | 199,580.05                                     | 15,380,199          |                     | 784,973  | 59                  |  | (1)         |
| 7        | Large Commercial C Sales               | 755,137.81          | (11,621.61)                                    | 5,524,186           |                     | (335,430)                                      | 110                 |  | 0           |
| 8        | 444 Municipal Sales                    | 30,263.71           | 994.57   | 148,387             |                     | 7  | 633                 |  | 4           |
| 9        | Private Area Lights                    | 38,076.82           | (192.28)                                       | 299,429             |                     | (19,479)                                       | 117                 |  | (5)         |
| 10       | Hot Water                              | 464.87              | (73.85)  | 2,739               |                     | (616)  | 1                   |  | 0           |
| 11       | Off Peak                               | 127,755.20          | 11,186.05                                      | 943,624             |                     | 63,491   | 1                   |  | 0           |
| 12       | Street Lighting                        | 15,727,204.00       | 397,109.21                                     | 105,357,501         |                     | (1,894,436)                                    | 10,920              |  | 2           |
| 13       | Total Sales to Ultimate Consumers      | 0.00                | 0.00   | 0                   |                     | 0  | 1                   |  | 0           |
| 14       | 447 Sales for Resale                   | 15,727,204.00       | 397,109.21                                     | 105,357,501         |                     | (1,894,436)                                    | 10,921              |  | 2           |
| 15       | <b>TOTAL SALES OF ELECTRICITY</b>      |                     |  |                     |                     |  |                     |  |             |
| 16       | <b>OTHER OPERATING REVENUES</b>        |                     |  |                     |                     |  |                     |  |             |
| 17       | 449-1 Provision For Rate Stabilization | 0.00                | 0.00   |                     |                     | 0.00   |                     |  |             |
| 18       | 451 Miscellaneous Service Revenues     | 50,788.54           | (4,789.20)                                     |                     |                     |  |                     |  | 646,234.60  |
| 19       | 453 Sales of Water and Water Power     |                     |  |                     |                     |  |                     |  |             |
| 20       | 454 Rent from Electric Property        |                     |  |                     |                     |  |                     |  |             |
| 21       | 455 Interdepartmental Rents            |                     |  |                     |                     |  |                     |  |             |
| 22       | 456 Other Electric Revenues            |                     |  |                     |                     |  |                     |  | 104,413,877 |
| 23       |  |                     |  |                     |                     |  |                     |  |             |
| 24       |  |                     |  |                     |                     |  |                     |  |             |
| 25       | Total Other Operating Revenues         | 50,788.54           | (4,789.20)                                     |                     |                     |  |                     |  |             |
| 26       | Total Electric Operating Revenue       | 15,777,992.54       | 392,320.01                                     |                     |                     |  |                     |  |             |

\* Includes revenues from application of fuel clauses \$

Total KWH to which applied

**SALES OF ELECTRICITY TO ULTIMATE CONSUMERS**

Report by account number the K.W.H. sold, the amount derived and the number of customers under each filed schedule or contract. Municipal sales, contract sales and unbilled sales may be reported separately in total.

| Line No.   | Account No. | Schedule (a)             | K.W.H. (b)         | Revenue (c)          | Average Revenue per KWH (cents) (0.0000) (d) | Number of Customers (per Bills rendered) |               |
|--|-------------|--------------------------|--------------------|----------------------|--|--|---------------|
|  |             |                          |                    |                      |  | July 31 (e)                              | Dec 31 (f)    |
| 1  | 4           | Residential              | 73,071,288         | 11,087,577.78        | 0.1517                                       | 8,778                                    | 8,787         |
| 2  | 13          | Storage Heat             | 130,838            | 14,463.38            | 0.1105                                       | 9  | 9             |
| 3  | 5           | Commercial               | 9,856,811          | 1,616,442.55         | 0.1640                                       | 1,205                                    | 1,208         |
| 4  | 6           | Industrial               | 15,380,199         | 2,057,021.88         | 0.1337                                       | 61                                       | 56            |
| 5  | 9           | Private Area St Lighting | 148,387            | 30,263.71            | 0.2040                                       | 631                                      | 635           |
| 6  | 10          | Hot Water                | 299,429            | 38,076.82            | 0.1272                                       | 119                                      | 115           |
| 7  | 3           | Off Peak                 | 2,739              | 464.87               | 0.1697                                       | 1  | 1             |
| 8  | M           | Municipal                | 5,524,186          | 755,137.81           | 0.1367                                       | 110                                      | 110           |
| 9  | SL          | Street Lighting          | 943,624            | 127,755.20           | 0.1354                                       | 1  | 1             |
| 10   |             |                          |                    |                      |  |  |               |
| 11   |             |                          |                    |                      |  |  |               |
| 12   |             |                          |                    |                      |  |  |               |
| 13   |             |                          |                    |                      |  |  |               |
| 14   |             |                          |                    |                      |  |  |               |
| 15   |             |                          |                    |                      |  |  |               |
| 16   |             |                          |                    |                      |  |  |               |
| 17   |             |                          |                    |                      |  |  |               |
| 18   |             |                          |                    |                      |  |  |               |
| 19   |             |                          |                    |                      |  |  |               |
| 20   |             |                          |                    |                      |  |  |               |
| <b>TOTAL SALES TO ULTIMATE CONSUMERS (page 37 Line 11)</b> |             |                          | <b>105,357,501</b> | <b>15,727,204.00</b> | <b>0.1493</b>                                | <b>10,915</b>                            | <b>10,922</b> |

**ELECTRIC OPERATION AND MAINTENANCE EXPENSES**

1. Enter in the space provided the operation and maintenance expenses for the year

2. If the increases and decreases are not derived from previously reported figures, explain in footnote

| Line No. | Account (a)   | Amount for Year (b) | Increase or (Decrease) from Preceding Year (c) |
|----------|---|---------------------|--|
| 1        | <b>POWER PRODUCTION EXPENSES</b>                      |                     |  |
| 2        | <b>STEAM POWER GENERATION</b>                         |                     |  |
| 3        | Operation:  |                     |  |
| 4        | 500 Operation supervision and engineering             |                     |  |
| 5        | 501 Fuel  |                     |  |
| 6        | 502 Steam Expenses                                    |                     |  |
| 7        | 503 Steam from other sources                          |                     |  |
| 8        | 504 Steam transferred -- Cr.                          |                     |  |
| 9        | 505 Electric expenses                                 |                     |  |
| 10       | 506 Miscellaneous steam power expenses                |                     |  |
| 11       | 507 Rents   |                     |  |
| 12       | Total Operation                                       | 0.00                | 0.00   |
| 13       | Maintenance:  |                     |  |
| 14       | 510 Maintenance supervision and engineering           |                     |  |
| 15       | 511 Maintenance of Structures                         |                     |  |
| 16       | 512 Maintenance of boiler plant                       |                     |  |
| 17       | 513 Maintenance of electric plant                     |                     |  |
| 18       | 514 Maintenance of miscellaneous steam plant          |                     |  |
| 19       | Total Maintenance                                     | 0.00                | 0.00   |
| 20       | Total power production expenses -steam power          | 0.00                | 0.00   |
| 21       | <b>NUCLEAR POWER GENERATION</b>                       |                     |  |
| 22       | Operation:  |                     |  |
| 23       | 517 Operation supervision and engineering             |                     |  |
| 24       | 518 Fuel  |                     |  |
| 25       | 519 Coolants and water                                |                     |  |
| 26       | 520 Steam Expenses                                    |                     |  |
| 27       | 521 Steam from other sources                          |                     |  |
| 28       | 522 Steam transferred -- Cr.                          |                     |  |
| 29       | 523 Electric expenses                                 |                     |  |
| 30       | 524 Miscellaneous nuclear power expenses              |                     |  |
| 31       | 525 Rents   |                     |  |
| 32       | Total Operation                                       | 0.00                | 0.00   |
| 33       | Maintenance:  |                     |  |
| 34       | 528 Maintenance supervision and engineering           |                     |  |
| 35       | 529 Maintenance of Structures                         |                     |  |
| 36       | 530 Maintenance of reactor plant                      |                     |  |
| 37       | 531 Maintenance of electric plant                     |                     |  |
| 38       | 532 Maintenance of miscellaneous nuclear plant        |                     |  |
| 39       | Total Maintenance                                     | 0.00                | 0.00   |
| 40       | Total power production expenses -nuclear power        | 0.00                | 0.00   |
| 41       | <b>HYDRAULIC POWER GENERATION</b>                     |                     |  |
| 42       | Operation:  |                     |  |
| 43       | 535 Operation supervision and engineering             |                     |  |
| 44       | 536 Water for power                                   |                     |  |
| 45       | 537 Hydraulic expenses                                |                     |  |
| 46       | 538 Electric expenses                                 |                     |  |
| 47       | 539 Miscellaneous hydraulic power generation expenses |                     |  |
| 48       | 540 Rents   |                     |  |
| 49       | Total Operation                                       | 0.00                | 0.00   |



**ELECTRIC OPERATION AND MAINTENANCE EXPENSES - Continued**

| Line No. | Account (a)   | Amount for Year (b) | Increase or (Decrease) from Preceding Year (c) |
|----------|---|---------------------|--|
| 1        | <b>HYDRAULIC POWER GENERATION - Continued</b>                 |                     |  |
| 2        | Maintenance:  |                     |  |
| 3        | 541 Maintenance Supervision and engineering                   |                     |  |
| 4        | 542 Maintenance of structures                                 |                     |  |
| 5        | 543 Maintenance or reservoirs, dams and waterways             |                     |  |
| 6        | 544 Maintenance of electric plant                             |                     |  |
| 7        | 545 Maintenance of miscellaneous hydraulic plant              |                     |  |
| 8        | Total maintenance   | NONE                | NONE   |
| 9        | Total power production expenses - hydraulic power             | NONE                | NONE   |
| 10       | <b>OTHER POWER GENERATION</b>                                 |                     |  |
| 11       | Operation:  |                     |  |
| 12       | 546 Operation supervision and engineering                     |                     |  |
| 13       | 547 Fuel  | 112,143.24          | 70,026.75                                      |
| 14       | 548 Generation Expenses                                       | 5,169.40            | 4,924.80                                       |
| 15       | 549 Miscellaneous other power generation expense              | 0.00                | -  |
| 16       | 550 Rents   |                     |  |
| 17       | Total Operation   | 117,312.64          | 74,951.55                                      |
| 18       | Maintenance:  |                     |  |
| 19       | 551 Maintenance supervision and engineering                   |                     |  |
| 20       | 552 Maintenance of Structures                                 |                     |  |
| 21       | 553 Maintenance of generating and electric plant              |                     |  |
| 22       | 554 Maintenance of miscellaneous other power generation plant | 88,201.02           | 41,254.69                                      |
| 23       | Total Maintenance   | 88,201.02           | 41,254.69                                      |
| 24       | Total power production expenses - other power                 | 205,513.66          | 116,206.24                                     |
| 25       | <b>OTHER POWER SUPPLY EXPENSES</b>                            |                     |  |
| 26       | 555 Purchased power   | 8,646,929.92        | 438,680.53                                     |
| 27       | 556 System control and load dispatching                       |                     |  |
| 28       | 557 Other expenses  | 2,100,582.11        | 82,617.81                                      |
| 29       | Total other power supply expenses                             | 10,747,512.03       | 521,298.34                                     |
| 30       | Total power production expenses                               | 10,953,025.69       | 637,504.58                                     |
| 31       | <b>TRANSMISSION EXPENSES</b>                                  |                     |  |
| 32       | Operation:  |                     |  |
| 33       | 560 Operation supervision and engineering                     |                     |  |
| 34       | 561 Load dispatching  |                     |  |
| 35       | 562 Station expenses  |                     |  |
| 36       | 563 Overhead line expenses                                    |                     |  |
| 37       | 564 Underground line expenses                                 |                     |  |
| 38       | 565 Transmission of electricity by others                     |                     |  |
| 39       | 566 Miscellaneous transmission expenses                       |                     |  |
| 40       | 567 Rents   |                     |  |
| 41       | Total Operation   | NONE                | NONE   |
| 42       | Maintenance:  |                     |  |
| 43       | 568 Maintenance supervision and engineering                   |                     |  |
| 44       | 569 Maintenance of structures                                 |                     |  |
| 45       | 570 Maintenance of station equipment                          |                     |  |
| 46       | 571 Maintenance of overhead lines                             | 0.00                | 0.00   |
| 47       | 572 Maintenance of underground lines                          |                     |  |
| 48       | 573 Maintenance of miscellaneous transmission plant           |                     |  |
| 49       | Total maintenance   | 0.00                | 0.00   |
| 50       | Total transmission expenses                                   | 0.00                | 0.00   |

**ELECTRIC OPERATION AND MAINTENANCE EXPENSES - Continued**

| Line<br>No. | Account<br>(a)  | Amount for Year<br>(b) | Increase or<br>(Decrease) from<br>Preceding Year<br>(c) |
|-------------|---|------------------------|---|
| 1           | <b>DISTRIBUTION EXPENSES</b>                          |                        |   |
| 2           | Operation:  |                        |   |
| 3           | 580 Operation supervision and engineering             |                        |   |
| 4           | 581 Load dispatching (Operation Labor)                |                        |   |
| 5           | 582 Station expenses                                  | 79,668.18              | 13,169.59   |
| 6           | 583 Overhead line expenses                            |                        |   |
| 7           | 584 Underground line expenses                         |                        |   |
| 8           | 585 Street lighting and signal system expenses        | 3,616.06               | 493.98  |
| 9           | 586 Meter expenses                                    | 58,130.73              | 9,348.76  |
| 10          | 587 Customer installations expenses                   | 35,139.03              | 26,621.91   |
| 11          | 588 Miscellaneous distribution expenses               | 59,034.55              | 12,502.53   |
| 12          | 589 Rents   |                        |   |
| 13          | Total operation                                       | 235,588.55             | 62,136.77   |
| 14          | Maintenance:  |                        |   |
| 15          | 590 Maintenance supervision and engineering           |                        |   |
| 16          | 591 Maintenance of structures                         | 34.43                  | 34.43   |
| 17          | 592 Maintenance of station equipment                  | 64,012.48              | (12,272.97)   |
| 18          | 593 Maintenance of overhead lines                     | 650,169.63             | (24,822.89)   |
| 19          | 594 Maintenance of underground lines                  | 67,760.31              | 1,637.50  |
| 20          | 595 Maintenance of line transformers                  | 1,010.39               | (3,266.24)  |
| 21          | 596 Maintenance of street lighting and signal systems |                        |   |
| 22          | 597 Maintenance of meters                             | 31,498.79              | 30,776.39   |
| 23          | 598 Maintenance of miscellaneous distribution plant   |                        |   |
| 24          | Total maintenance                                     | 814,486.03             | (7,913.78)  |
| 25          | Total distribution expenses                           | 1,050,074.58           | 54,222.99   |
| 26          | <b>CUSTOMER ACCOUNTS EXPENSES</b>                     |                        |   |
| 27          | Operation:  |                        |   |
| 28          | 901 Supervision                                       | 105,679.51             | 4,968.82  |
| 29          | 902 Meter reading expenses                            | 34,842.00              | 6,926.36  |
| 30          | 903 Customer records and collection expenses          | 225,530.77             | (510.44)  |
| 31          | 904 Uncollectible accounts                            | 65,000.00              | 68,000.00   |
| 32          | 905 Miscellaneous customer accounts expenses          | 190.73                 | (35.74)   |
| 33          | Total customer accounts expenses                      | 431,243.01             | 79,349.00   |
| 34          | <b>SALES EXPENSES</b>                                 |                        |   |
| 35          | Operation:  |                        |   |
| 36          | 911 Supervision                                       |                        |   |
| 37          | 912 Demonstrating and selling expenses                |                        |   |
| 38          | 913 Advertising expenses                              | 93,668.75              | (71,022.25)   |
| 39          | 916 Miscellaneous sales expenses                      |                        |   |
| 40          | Total sales expenses                                  | 93,668.75              | (71,022.25)   |
| 41          | <b>ADMINISTRATIVE AND GENERAL EXPENSES</b>            |                        |   |
| 42          | Operation:  |                        |   |
| 43          | 920 Administrative and general salaries               | 285,106.88             | 152,060.82  |
| 44          | 921 Office supplies and expenses                      | 247,175.82             | 25,958.56   |
| 45          | 922 Administrative expenses transferred - Cr          |                        |   |
| 46          | 923 Outside services employed                         | 63,261.70              | (16,535.21)   |
| 47          | 924 Property insurance                                | 37,559.69              | 852.24  |
| 48          | 925 Injuries and damages                              | 2,289.06               | 1,418.26  |
| 49          | 926 Employee pensions and benefits                    | 1,054,378.29           | (136,696.50)  |
| 50          | 928 Regulatory commission expenses                    |                        |   |
| 51          | 929 Store Expense                                     |                        |   |
| 52          | 930 Miscellaneous general expenses                    | 57,675.60              | 5,969.90  |
| 53          | 931 Rents   |                        |   |
| 54          | Total operation                                       | 1,747,447.04           | 33,028.07   |

**ELECTRIC OPERATION AND MAINTENANCE EXPENSES - Continued**

| Line No. | Account<br>(a)                                     | Amount<br>for Year<br>(b) | Increase or<br>(Decrease) from<br>Preceding Year<br>(c) |
|----------|--|---------------------------|---|
| 1        | <b>ADMINISTRATIVE AND GENERAL EXPENSES - Cont.</b> |                           |   |
| 2        | Maintenance:                                       |                           |   |
| 3        | 932 Maintenance of general plant                   | 56,960.56                 | (1,782.45)  |
| 4        | 933 Transportation                                 | 78,000.21                 | (4,492.43)  |
| 5        | Total Maintenance                                  | 134,960.77                | (6,274.88)  |
| 6        | Total Administrative and General Expenses          | 1,882,407.81              | 26,753.19   |
| 7        | Total Electric Operation and Maintenance Expenses  | 14,410,419.84             | 726,807.51  |

**SUMMARY OF ELECTRIC OPERATION AND MAINTENANCE EXPENSES**

| Line No. | Functional Classification<br>(a)    | Operation<br>(b) | Maintenance<br>(c) | Total<br>(d)  |
|----------|-------------------------------------|------------------|--------------------|---------------|
| 8        | <b>Power Production Expenses</b>    |                  |                    |               |
| 9        | Electric Generation:                |                  |                    |               |
| 10       | Steam Power:                        |                  |                    |               |
| 11       | Nuclear Power                       |                  |                    |               |
| 12       | Hydraulic Power                     |                  |                    |               |
| 13       | Other Power                         | 117,312.64       | 88,201.02          | 205,513.66    |
| 14       | Other Power Supply Expenses         | 10,747,512.03    |                    | 10,747,512.03 |
| 15       | Total Power Production Expenses     | 10,864,824.67    | 88,201.02          | 10,953,025.69 |
| 16       | Transmission Expenses               |                  | 0.00               | 0.00          |
| 17       | Distribution Expenses               | 235,588.55       | 814,486.03         | 1,050,074.58  |
| 18       | Customer Accounts Expenses          | 431,243.01       |                    | 431,243.01    |
| 19       | Sales Expenses                      | 93,668.75        |                    | 93,668.75     |
| 20       | Administrative and General Expenses | 1,747,447.04     | 134,960.77         | 1,882,407.81  |
| 21       | Power Production Expenses           | 2,507,947.35     | 949,446.80         | 3,457,394.15  |
| 22       | Total Electric Operation & Maint    | 13,372,772.02    | 1,037,647.82       | 14,410,419.84 |

23 Ratio of operating expenses to operating revenues 96.90%  
(carry out decimal two places, (e.g.. 0.00%)

Compute by dividing Revenues (Acct 400) into the sum of Operation and Maintenance Expenses (Page 42, line 22 (d), Depreciation (Acct 403) and Amortization (Acct 407)

24 Total salaries and wages of electric department for year, including amounts charged to operating expenses, construction and other accounts. 1,860,475.55

25 Total number of employees of electric department at end of year including administrative, operating, maintenance, construction and other employees (including part-time employees) 22

TAXES CHARGED DURING THE YEAR

1. This schedule is intended to give the account distribution of total taxes charged to operations and other final accounts during the year.  
 2. Do not include gasoline and other sales taxes which have been charged to accounts to which the material on which the tax was levied which the tax was levied was charged. If the actual or estimated amounts of such taxes are known, they should be shown as a footnote and designated whether estimated or actual amounts

3. The aggregate of each kind of tax should be listed under the appropriate heading of "Federal", "State" and "Local" in such manner that the total tax for each State and for all subdivisions can be readily ascertained.  
 4. The accounts to which the taxes charged were distributed should be shown in columns (c) to (h). Show both the utility department and number of account charged. For taxes charged to utility plant show the number of the appropriate balance sheet plant account or subaccount.

5. For any tax which it was necessary to apportion more than one utility department account, state in a footnote the basis of apportioning such tax.  
 6. Do not include in this schedule entries with respect to deferred income taxes, or taxes collected through payroll deductions or otherwise pending transmittal of such taxes to the taxing authority.

| Line No. | Kind of Tax (a)         | Total Taxes Charged During Year (omit cents) (b) | Electric Acct 408,409 (c) | Gas Acct 408,409 (d) | (e) | (f) | (g) | (h) | (i) |
|----------|-------------------------|--|---------------------------|----------------------|-----|-----|-----|-----|-----|
| 1        | Massachusetts Sales Tax | 112,235.00                                       | 241000                    |                      |     |     |     |     |     |
| 2        |                         |  |                           |                      |     |     |     |     |     |
| 3        |                         |  |                           |                      |     |     |     |     |     |
| 4        |                         |  |                           |                      |     |     |     |     |     |
| 5        |                         |  |                           |                      |     |     |     |     |     |
| 6        |                         |  |                           |                      |     |     |     |     |     |
| 7        |                         |  |                           |                      |     |     |     |     |     |
| 8        |                         |  |                           |                      |     |     |     |     |     |
| 9        |                         |  |                           |                      |     |     |     |     |     |
| 10       |                         |  |                           |                      |     |     |     |     |     |
| 11       |                         |  |                           |                      |     |     |     |     |     |
| 12       |                         |  |                           |                      |     |     |     |     |     |
| 13       |                         |  |                           |                      |     |     |     |     |     |
| 14       |                         |  |                           |                      |     |     |     |     |     |
| 15       |                         |  |                           |                      |     |     |     |     |     |
| 16       |                         |  |                           |                      |     |     |     |     |     |
| 17       |                         |  |                           |                      |     |     |     |     |     |
| 18       |                         |  |                           |                      |     |     |     |     |     |
| 19       |                         |  |                           |                      |     |     |     |     |     |
| 20       |                         |  |                           |                      |     |     |     |     |     |
| 21       |                         |  |                           |                      |     |     |     |     |     |
| 22       |                         |  |                           |                      |     |     |     |     |     |
| 23       |                         |  |                           |                      |     |     |     |     |     |
| 24       |                         |  |                           |                      |     |     |     |     |     |
| 25       |                         |  |                           |                      |     |     |     |     |     |
| 26       |                         |  |                           |                      |     |     |     |     |     |
| 27       |                         |  |                           |                      |     |     |     |     |     |
| 28       | TOTALS                  | 112,235.00                                       |                           |                      |     |     |     |     |     |

**OTHER UTILITY OPERATING INCOME (Account 414)**

Report below the particulars called for in each column

| Line No. | Property (a) | Amount of Investment (b) | Amount of Department (c) | Amount of Operating Expenses (d) | Gain or (Loss) from Operation (e) |
|----------|--------------|--------------------------|--------------------------|----------------------------------|-----------------------------------|
| 1        |              |                          |                          |                                  |                                   |
| 2        | N/A          |                          |                          |                                  |                                   |
| 3        |              |                          |                          |                                  |                                   |
| 4        |              |                          |                          |                                  |                                   |
| 5        |              |                          |                          |                                  |                                   |
| 6        |              |                          |                          |                                  |                                   |
| 7        |              |                          |                          |                                  |                                   |
| 8        |              |                          |                          |                                  |                                   |
| 9        |              |                          |                          |                                  |                                   |
| 10       |              |                          |                          |                                  |                                   |
| 11       |              |                          |                          |                                  |                                   |
| 12       |              |                          |                          |                                  |                                   |
| 13       |              |                          |                          |                                  |                                   |
| 14       |              |                          |                          |                                  |                                   |
| 15       |              |                          |                          |                                  |                                   |
| 16       |              |                          |                          |                                  |                                   |
| 17       |              |                          |                          |                                  |                                   |
| 18       |              |                          |                          |                                  |                                   |
| 19       |              |                          |                          |                                  |                                   |
| 20       |              |                          |                          |                                  |                                   |
| 21       |              |                          |                          |                                  |                                   |
| 22       |              |                          |                          |                                  |                                   |
| 23       |              |                          |                          |                                  |                                   |
| 24       |              |                          |                          |                                  |                                   |
| 25       |              |                          |                          |                                  |                                   |
| 26       |              |                          |                          |                                  |                                   |
| 27       |              |                          |                          |                                  |                                   |
| 28       |              |                          |                          |                                  |                                   |
| 29       |              |                          |                          |                                  |                                   |
| 30       |              |                          |                          |                                  |                                   |
| 31       |              |                          |                          |                                  |                                   |
| 32       |              |                          |                          |                                  |                                   |
| 33       |              |                          |                          |                                  |                                   |
| 34       |              |                          |                          |                                  |                                   |
| 35       |              |                          |                          |                                  |                                   |
| 36       |              |                          |                          |                                  |                                   |
| 37       |              |                          |                          |                                  |                                   |
| 38       |              |                          |                          |                                  |                                   |
| 39       |              |                          |                          |                                  |                                   |
| 40       |              |                          |                          |                                  |                                   |
| 41       |              |                          |                          |                                  |                                   |
| 42       |              |                          |                          |                                  |                                   |
| 43       |              |                          |                          |                                  |                                   |
| 44       |              |                          |                          |                                  |                                   |
| 45       |              |                          |                          |                                  |                                   |
| 46       |              |                          |                          |                                  |                                   |
| 47       |              |                          |                          |                                  |                                   |
| 48       |              |                          |                          |                                  |                                   |
| 49       |              |                          |                          |                                  |                                   |
| 50       |              |                          |                          |                                  |                                   |
| 51       | TOTALS       |                          |                          |                                  |                                   |

| <b>INCOME FROM MERCHANDISE, JOBBING, AND CONTRACT WORK (Account 415)</b><br>Report by utility departments the revenue, costs, expenses, and net income from merchandising, jobbing, and contract work during the year. |   |                         |                    |                              |           |
|--|---|-------------------------|--------------------|------------------------------|-----------|
| Line No.   | Item (a)                                | Electric Department (b) | Gas Department (c) | Other Utility Department (d) | Total (e) |
| 1  | Revenues:                               | N/A                     |                    |                              |           |
| 2  | Merchandise sales, less discounts,      |                         |                    |                              |           |
| 3  | allowances and returns                  |                         |                    |                              |           |
| 4  | Contract work                           |                         |                    |                              |           |
| 5  | Commissions                             |                         |                    |                              |           |
| 6  | Other (list according to major classes) |                         |                    |                              |           |
| 7  |   |                         |                    |                              |           |
| 8  |   |                         |                    |                              |           |
| 9  |   |                         |                    |                              |           |
| 10   | Total Revenues                          | 0.00                    | 0.00               | 0.00                         | 0.00      |
| 11   |   |                         |                    |                              |           |
| 12   |   |                         |                    |                              |           |
| 13   | Costs and Expenses:                     |                         |                    |                              |           |
| 14   | Cost of sales (list according to major  |                         |                    |                              |           |
| 15   | classes of cost)                        |                         |                    |                              |           |
| 16   |   |                         |                    |                              |           |
| 17   | Materials                               |                         |                    |                              |           |
| 18   | Outside Service Labor                   |                         |                    |                              |           |
| 19   |   |                         |                    |                              |           |
| 20   |   |                         |                    |                              |           |
| 21   |   |                         |                    |                              |           |
| 22   |   |                         |                    |                              |           |
| 23   |   |                         |                    |                              |           |
| 24   |   |                         |                    |                              |           |
| 25   |   |                         |                    |                              |           |
| 26   | Sales Expenses                          |                         |                    |                              |           |
| 27   | Customer accounts expenses              |                         |                    |                              |           |
| 28   | Administrative and general expenses     |                         |                    |                              |           |
| 29   |   |                         |                    |                              |           |
| 30   |   |                         |                    |                              |           |
| 31   |   |                         |                    |                              |           |
| 32   |   |                         |                    |                              |           |
| 33   |   |                         |                    |                              |           |
| 34   |   |                         |                    |                              |           |
| 35   |   |                         |                    |                              |           |
| 36   |   |                         |                    |                              |           |
| 37   |   |                         |                    |                              |           |
| 38   |   |                         |                    |                              |           |
| 39   |   |                         |                    |                              |           |
| 40   |   |                         |                    |                              |           |
| 41   |   |                         |                    |                              |           |
| 42   |   |                         |                    |                              |           |
| 43   |   |                         |                    |                              |           |
| 44   |   |                         |                    |                              |           |
| 45   |   |                         |                    |                              |           |
| 46   |   |                         |                    |                              |           |
| 47   |   |                         |                    |                              |           |
| 48   |   |                         |                    |                              |           |
| 49   |   |                         |                    |                              |           |
| 50   | TOTAL COSTS AND EXPENSES                | 0.00                    | 0.00               | 0.00                         | 0.00      |
| 51   | Net Profit (or loss)                    | 0.00                    | 0.00               | 0.00                         | 0.00      |



SALES FOR RESALE (Account 447) - Continued

5. If a fixed number of kilowatts of maximum demand is specified in the power contract as a basis of billings to the customer this number should be shown in column (f). The number of kilowatts of maximum demand to be shown in column (g) and (h) should be actual based on monthly readings and should be furnished whether or not used in the determination of demand charges. Show in column (i) type of demand reading (instantaneous, 15, 30, or 60 minutes

integrated).

6. The number of kilowatt-hours sold should be the quantities shown by the bills rendered to the purchasers

7. Explain any amounts entered in column (n) such as fuel or other adjustments.

8. If a contract covers several points of delivery and small amounts of electric energy are delivered at each point, such sales may be grouped.

| Type of Demand Reading<br>(f) | Voltage at Which Delivered<br>(g) | Revenue (Or) Cents    |                         |                       |                      |              | Revenue per kWh (CENTS)<br>(0.0000)<br>(p) | Line No. |
|-------------------------------|-----------------------------------|-----------------------|-------------------------|-----------------------|----------------------|--------------|--|----------|
|                               |                                   | Kilowatt-Hours<br>(k) | Capacity Charges<br>(l) | Energy Charges<br>(m) | Other Charges<br>(n) | Total<br>(o) |  |          |
|                               |                                   | 0                     | 0.00                    |                       |                      | 0.00         | N/A  | 1        |
|                               |                                   |                       |                         |                       |                      |              |  | 2        |
|                               |                                   |                       |                         |                       |                      |              |  | 3        |
|                               |                                   |                       |                         |                       |                      |              |  | 4        |
|                               |                                   |                       |                         |                       |                      |              |  | 5        |
|                               |                                   |                       |                         |                       |                      |              |  | 6        |
|                               |                                   |                       |                         |                       |                      |              |  | 7        |
|                               |                                   |                       |                         |                       |                      |              |  | 8        |
|                               |                                   |                       |                         |                       |                      |              |  | 9        |
|                               |                                   |                       |                         |                       |                      |              |  | 10       |
|                               |                                   |                       |                         |                       |                      |              |  | 11       |
|                               |                                   |                       |                         |                       |                      |              |  | 12       |
|                               |                                   |                       |                         |                       |                      |              |  | 13       |
|                               |                                   |                       |                         |                       |                      |              |  | 14       |
|                               |                                   |                       |                         |                       |                      |              |  | 15       |
|                               |                                   |                       |                         |                       |                      |              |  | 16       |
|                               |                                   |                       |                         |                       |                      |              |  | 17       |
|                               |                                   |                       |                         |                       |                      |              |  | 18       |
|                               |                                   |                       |                         |                       |                      |              |  | 19       |
|                               |                                   |                       |                         |                       |                      |              |  | 20       |
|                               |                                   |                       |                         |                       |                      |              |  | 21       |
|                               |                                   |                       |                         |                       |                      |              |  | 22       |
|                               |                                   |                       |                         |                       |                      |              |  | 23       |
|                               |                                   |                       |                         |                       |                      |              |  | 24       |
|                               |                                   |                       |                         |                       |                      |              |  | 25       |
|                               |                                   |                       |                         |                       |                      |              |  | 26       |
|                               |                                   |                       |                         |                       |                      |              |  | 27       |
|                               |                                   |                       |                         |                       |                      |              |  | 28       |
|                               |                                   |                       |                         |                       |                      |              |  | 29       |
|                               |                                   |                       |                         |                       |                      |              |  | 30       |
|                               |                                   |                       |                         |                       |                      |              |  | 31       |
|                               |                                   |                       |                         |                       |                      |              |  | 32       |
|                               |                                   |                       |                         |                       |                      |              |  | 33       |
|                               |                                   |                       |                         |                       |                      |              |  | 34       |
|                               |                                   |                       |                         |                       |                      |              |  | 35       |
|                               |                                   |                       |                         |                       |                      |              |  | 36       |
|                               |                                   |                       |                         |                       |                      |              |  | 37       |
|                               |                                   |                       |                         |                       |                      |              |  | 38       |
|                               |                                   |                       |                         |                       |                      |              |  | 39       |
|                               |                                   |                       |                         |                       |                      |              |  | 40       |
|                               |                                   |                       |                         |                       |                      |              |  | 41       |
| TOTALS:                       |                                   | 0                     | 0.00                    | 0.00                  |                      | 0.00         |  | 42       |





**PURCHASED POWER (Account 555)  
(EXCEPT INTERCHANGE POWER)**

4. If receipt of power is at a substation indicate ownership in column (e), thus: respondent owned or leased, RS; seller owned or leased, SS.

5. If a fixed number of kilowatts of maximum demand is specified in the power contract as a basis of billing, this number should be shown in column (f). The number of kilowatts of maximum demand to be shown in columns (g) and (h) should be actual based on monthly readings and

should be furnished whether or not used in the determination of demand charges. Show in column (i) type of demand reading (instantaneous, 15, 30, or 60 minutes integrated).

6. The number of kilowatt hours purchased should be the quantities shown by the power bills.

7. Explain any amount entered in column (n) such as fuel or other adjustments.

| Type of Demand Reading<br>(i) | Voltage at Which Delivered<br>(j) | Cost of Energy (Omit Cents) |                         |                       |                         |              | KWH (CENTS) (0.0000)<br>(p) | Line No. |
|-------------------------------|-----------------------------------|-----------------------------|-------------------------|-----------------------|-------------------------|--------------|-----------------------------|----------|
|                               |                                   | Kilowatt-Hours<br>(k)       | Capacity Charges<br>(l) | Energy Charges<br>(m) | Other Charges<br>(n) ** | Total<br>(o) |                             |          |
| 60 Minutes                    | 22,900                            | 8,068,168                   |                         |                       |                         | 479,077.90   | \$0.0594                    | 1        |
| 60 Minutes                    | 22,900                            | 146,025                     |                         |                       |                         | 96,935.37    | \$0.6638                    | 2        |
| 60 Minutes                    | 22,900                            | 5,286,181                   |                         |                       |                         | 1,244,343.93 | \$0.2354                    | 3        |
| 60 Minutes                    | 22,900                            | 6,221,827                   |                         |                       |                         | 472,079.91   | \$0.0759                    | 4        |
| 60 Minutes                    | 22,900                            | 8,816,961                   |                         |                       |                         | 1,020,826.33 | \$0.1158                    | 5        |
| 60 Minutes                    | 22,900                            | 11,678,643                  |                         |                       |                         | 1,049,986.07 | \$0.0899                    | 6        |
| 60 Minutes                    | 22,900                            | 1,439,391                   |                         |                       |                         | 135,733.29   | \$0.0943                    | 7        |
| 60 Minutes                    | 22,900                            | 594,586                     |                         |                       |                         | 306,007.25   | \$0.5147                    | 8        |
| 60 Minutes                    | 22,900                            |                             |                         |                       |                         | 63,617.89    | N/A                         | 9        |
| 60 Minutes                    | 22,900                            | 52,268,250                  |                         |                       |                         | 4,071,199.96 | \$0.0779                    | 10       |
| 60 Minutes                    | 22,900                            | 1,780,133                   |                         |                       |                         | 121,161.41   |                             | 11       |
|                               |                                   |                             |                         |                       |                         |              |                             | 12       |
|                               |                                   |                             |                         |                       |                         |              |                             | 13       |
|                               |                                   |                             |                         |                       |                         |              |                             | 14       |
|                               |                                   |                             |                         |                       |                         |              |                             | 15       |
|                               |                                   |                             |                         |                       |                         |              |                             | 16       |
|                               |                                   |                             |                         |                       |                         |              |                             | 17       |
|                               |                                   | 96,300,165                  | 0.00                    | 0.00                  | 0.00                    | 9,060,969.31 | \$0.0941                    | 18       |
| 60 Minutes                    | 22,900                            | 3,445,231                   |                         |                       |                         | 274,017.19   |                             | 19       |
|                               |                                   |                             |                         |                       |                         |              |                             | 20       |
|                               |                                   |                             |                         |                       |                         |              |                             | 21       |
|                               |                                   |                             |                         |                       |                         |              |                             | 22       |
|                               |                                   |                             |                         |                       |                         |              |                             | 23       |
|                               |                                   |                             |                         |                       |                         |              |                             | 24       |
|                               |                                   |                             |                         |                       |                         |              |                             | 30       |
|                               |                                   |                             |                         |                       |                         |              |                             | 31       |
|                               |                                   |                             |                         |                       |                         |              |                             | 32       |
|                               |                                   |                             |                         |                       |                         |              |                             | 33       |
|                               |                                   |                             |                         |                       |                         |              |                             | 34       |
|                               |                                   |                             |                         |                       |                         |              |                             | 35       |
|                               |                                   |                             |                         |                       |                         |              |                             | 36       |
|                               |                                   |                             |                         |                       |                         |              |                             | 37       |
|                               |                                   |                             |                         |                       |                         |              |                             | 38       |
|                               |                                   |                             |                         |                       |                         |              |                             | 39       |
|                               |                                   |                             |                         |                       |                         |              |                             | 40       |
|                               |                                   |                             |                         |                       |                         |              |                             | 41       |
|                               | TOTALS:                           | 99,745,396                  | 0.00                    | 0.00                  | 0.00                    | 9,334,986.50 | 0.0936                      | 42       |

**INTERCHANGE POWER (Included in Account 555)**

1. Report below the kilowatt-hours received and delivered during the year and the net charge or credit under interchange power agreements.

2. Provide subheadings and classify interchanges as to (1) Associated Utilities, (2) Nonassociated Utilities, (3) Associated Nonutilities, (4) Other Non-utilities, (5) Municipalities, (6) R.E.A. Cooperatives, and (7) Other Public Authorities. For each interchange across a state line place an "x" in column (b).

3. Particulars of settlements for interchange power

shall be furnished in Part B, Details of Settlement for Interchange Power. If settlement for any transaction also includes credit or debit amounts other than for increment generation expenses, show such other component amounts separately, in addition to debit or credit for increment generation expenses, and give a brief explanation of the factors and principles under which such other component amounts were determined. If such settlement represents the net of debits and credits under an interconnection, power pooling,

coordination, or other such arrangement, submit a copy of the annual summary of transactions and billings among the parties to the agreement. If the amount of settlement reported in this schedule for any transaction does not represent all of the charges and credits covered by the agreement, furnish in a footnote a description of the other debits and credits and state the amounts and accounts in which such other amounts are included for the year.

**A. Summary of Interchange According to Companies and Points of Interchange**

| Line No. | Name of Company (a) | Inter-change Across State Lines (b) | Point of interchange (c) | Voltage at which Inter-changed (d) | Kilowatt-hours |                    | Net Difference (g) | Amount of Settlement (h) |                     |
|----------|---------------------|-------------------------------------|--------------------------|------------------------------------|----------------|--------------------|--------------------|--------------------------|---------------------|
|          |                     |                                     |                          |                                    | Received (a)   | Delivered (f)      |                    |                          |                     |
| 1        | NEPEX               |                                     |                          |                                    | 115,272,742    | 104,281,119        | 10,991,623         | 1,412,525.53             |                     |
| 2        |                     |                                     |                          |                                    |                |                    |                    |                          |                     |
| 3        |                     |                                     |                          |                                    |                |                    |                    |                          |                     |
| 4        |                     |                                     |                          |                                    |                |                    |                    |                          |                     |
| 5        |                     |                                     |                          |                                    |                |                    |                    |                          |                     |
| 6        |                     |                                     |                          |                                    |                |                    |                    |                          |                     |
| 7        |                     |                                     |                          |                                    |                |                    |                    |                          |                     |
| 8        |                     |                                     |                          |                                    |                |                    |                    |                          |                     |
| 9        |                     |                                     |                          |                                    |                |                    |                    |                          |                     |
| 10       |                     |                                     |                          |                                    |                |                    |                    |                          |                     |
| 11       |                     |                                     |                          |                                    |                |                    |                    |                          |                     |
| 12       |                     |                                     |                          |                                    | <b>TOTALS</b>  | <b>115,272,742</b> | <b>104,281,119</b> | <b>10,991,623</b>        | <b>1,412,525.53</b> |

**B. Details of Settlement for Interchange Power**

| Line No. | Name of Company (j) | Explanation (k)                   | Amount (k)          |
|----------|---------------------|-----------------------------------|---------------------|
| 13       | NEPEX               | Interchange Expense               | 1,239,304.72        |
| 14       |                     | Nepool and Administration Expense | 173,220.81          |
| 15       |                     |                                   |                     |
| 16       |                     |                                   |                     |
| 17       |                     |                                   |                     |
| 18       |                     |                                   |                     |
| 19       |                     |                                   |                     |
| 20       |                     |                                   |                     |
| 21       |                     | <b>TOTAL</b>                      | <b>1,412,525.53</b> |

| ELECTRIC ENERGY ACCOUNT   |   |                           |                    |
|---|---|---------------------------|--------------------|
| Report below the information called for concerning the disposition of electric energy generated, purchased and interchanged for the year. |   |                           |                    |
| Line No.  | Item (a)  |                           | Kilowatt-hours (b) |
| 1   | <b>SOURCES OF ENERGY</b>  |                           |                    |
| 2   | Generation  |                           |                    |
| 3   | Steam   |                           |                    |
| 4   | Nuclear   |                           |                    |
| 5   | Hydro   |                           |                    |
| 6   | Other - Diesel  |                           | 467,661            |
| 7   | Total Generation  |                           | 467,661            |
| 8   | Purchases   |                           | 99,745,396         |
| 9   |   | ( In (gross) 115,272,742  |                    |
| 10  | Interchanges  | < Out (gross) 104,281,119 |                    |
| 11  |   | ( Net (Kwh)               | 10,991,623         |
| 12  |   | ( Received                |                    |
| 13  | Transmission for/by others (wheeling)                           | < Delivered               |                    |
| 14  |   | ( Net (Kwh)               |                    |
| 15  | <b>TOTAL</b>  |                           | <b>111,204,680</b> |
| 16  | <b>DISPOSITION OF ENERGY</b>                                    |                           |                    |
| 17  | Sales to ultimate consumers (including interdepartmental sales) |                           | 105,357,501        |
| 18  | Sales for resale  |                           |                    |
| 19  | Energy furnished without charge                                 |                           |                    |
| 20  | Energy used by the company (excluding station use):             |                           |                    |
| 21  | Electric department only  |                           | 308,327            |
| 22  | Energy losses   |                           |                    |
| 23  | Transmission and conversion losses                              |                           | 0                  |
| 24  | Distribution losses   |                           | 5,538,852          |
| 25  | Unaccounted for losses  |                           |                    |
| 26  | Total energy losses   |                           | 5,538,852          |
| 27  | Energy losses as percent of total on line 15                    | 4.98%                     |                    |
| 28  |   | <b>TOTAL</b>              | <b>111,204,680</b> |

**MONTHLY PEAKS AND OUTPUT**

- |   |  |
|---|--|
| <p>1. Report hereunder the information called for pertaining to simultaneous peaks established monthly (in kilowatts) and monthly output (in kilowatt-hours) for the combined sources of electric energy of respondent.</p> <p>2. Monthly peak col. (b) should be respondent's maximum kw load as measured by the sum of its coincidental net generation and purchase plus or minus net interchange, minus temporary deliveries (not interchange) of emergency power to another system. Monthly peak including such emergency deliveries should be shown in a footnote with a brief explanation</p> | <p>as to the nature of the emergency.</p> <p>3. State type of monthly peak reading (instantaneous 15, 30, or 60 minutes integrated.)</p> <p>4. Monthly output should be the sum of respondent's net generation and purchases plus or minus net interchange and plus or minus net transmission or wheeling. Total for the year should agree with line 15 above.</p> <p>5. If the respondent has two or more power systems not physically connected, the information called for below should be furnished for each system.</p> |
|---|--|

**MARBLEHEAD**

| Line No. | Month (a) | Monthly Peak  |                 |                  |          |                     | Monthly Output (kwh) (See Instr. 4) (g) |
|----------|-----------|---------------|-----------------|------------------|----------|---------------------|---|
|          |           | Kilowatts (b) | Day of Week (c) | Day of Month (d) | Hour (e) | Type of Reading (f) |   |
| 29       | January   | 22,797        | Tuesday         | 7                | 1900     | Demand              | 10,993,919                              |
| 30       | February  | 21,015        | Thursday        | 13               | 1900     | Demand              | 9,301,077                               |
| 31       | March     | 20,223        | Monday          | 3                | 1900     | Demand              | 9,765,945                               |
| 32       | April     | 15,804        | Tuesday         | 1                | 2000     | Demand              | 7,995,699                               |
| 33       | May       | 15,426        | Monday          | 12               | 2100     | Demand              | 7,873,857                               |
| 34       | June      | 22,437        | Monday          | 30               | 1900     | Demand              | 8,699,706                               |
| 35       | July      | 24,300        | Tuesday         | 8                | 1700     | Demand              | 10,821,246                              |
| 36       | August    | 24,327        | Wednesday       | 27               | 2100     | Demand              | 9,702,664                               |
| 37       | September | 24,624        | Saturday        | 6                | 1700     | Demand              | 8,811,684                               |
| 38       | October   | 17,154        | Thursday        | 23               | 1900     | Demand              | 8,220,582                               |
| 39       | November  | 19,296        | Wednesday       | 26               | 1800     | Demand              | 8,916,388                               |
| 40       | December  | 21,195        | Monday          | 8                | 1900     | Demand              | 10,101,913                              |
| 41       |           |               |                 |                  |          | <b>TOTAL</b>        | <b>111,204,680</b>                      |

**GENERATING STATIONS**

**GENERATING STATION STATISTICS (Large Stations)  
(Except Nuclear, See Instruction 10)**

1. Large stations for the purpose of this schedule are steam and hydro stations of 2,500 Hw\* or more of installed capacity and other stations of 500 Kw\* or more of installed capacity (name plate ratings) (\*10,000 Kw and 2,500 Kw, respectively, if annual electric operating revenues of respondent are \$25,000,000 or more.)
2. If any plant is leased, operated under a license from the Federal Power Commission, or operated as a joint facility, indicate such facts by the use of asterisks and footnotes.
3. Specify if total plant capacity is reported in kva instead of kilowatts as called for on line 5.
4. If peak demand for 60 minutes is not available, give that which is available, sssspecifying period.
5. If a group of employees attends more than one generating station, report on line 11 the approximate average number of employees assignable to each station.
6. If gas is used and purchased on a therm basis, the B.t.u. content of the gas should be given and the quantity of fuel consumed converted to M ct. ft.
7. Quantities of fuel consumed and the average cost per unit of fuel consumed should be consistent with charges to expense 501 and

| Line No. | Item (a)  | Plant (b)     | Plant (c)     | Plant (d) |
|----------|---|---------------|---------------|-----------|
| 1        | Kind of plant (steam, hydro, int. com. Gas turbine)   | Int. Comb.    | Int. Comb.    |           |
| 2        | Type of plant construction (conventional, outdoor boiler, full outdoor, etc.)                 | Conventional  | Conventional  |           |
| 3        | Year originally constructed   | 1938          | 1975          |           |
| 4        | Year last unit was installed  | 1948          | 1975          |           |
| 5        | Total installed capacity (maximum generator name plate ratings in kw)                         | 1,136         | 5,500         |           |
| 6        | Net peag demand on plant-kilowatts (60 min.)  | 1,050         | 5,100         |           |
| 7        | Plant hours connected to load   |               |               |           |
| 8        | Net continuous plant capability, kilowatts:   |               |               |           |
| 9        | (a) When not limited by condenser water   |               |               |           |
| 10       | (b) When limited by consenser water   |               |               |           |
| 11       | Average number of employees   | 2             | 1             |           |
| 12       | Net generation, exclusive of station use  | 0             | 467,661       |           |
| 13       | Cost of plant (omit cents):   |               |               |           |
| 14       | Land and land rights  | 10,696.49     |               |           |
| 15       | Structures and improvements   | 71,936.95     | 240,832.38    |           |
| 16       | Reservoirs, dams, and waterways   |               |               |           |
| 17       | Equipment costs   | 310,170.93    | 860,285.42    |           |
| 18       | Roads, railrodadss, and bridges   |               |               |           |
| 19       | Total cost  | 392,804.37    | 1,101,117.80  |           |
| 20       | Cost per kw of installed capacity   | 374.10        | 215.91        |           |
| 21       | Production expenses:  |               |               |           |
| 22       | Operation supervision and engineering   |               |               |           |
| 23       | Station labor   | 44,100.51     | 44,100.51     |           |
| 24       | Fuel  | 0.00          | 119,407.63    |           |
| 25       | Supplies and expenses, including water  | 1,723.13      | 3,446.27      |           |
| 26       | Maintenance   |               |               |           |
| 27       | Rents   |               |               |           |
| 28       | Steam from other sources  |               |               |           |
| 29       | Steam transferred - Credit  |               |               |           |
| 30       | Total Production expenses   | 45,823.64     | 166,954.41    |           |
| 31       | Expenses per net Kwh (5 places)   | N/A           | 0.35700       |           |
| 32       | Fuel: Kind  | No 2 Fuel Oil | No 2 Fuel Oil |           |
| 33       | Unit: (Coal-tons of 2,000 lb..) (Oil-barrels of 42 gals.) (Gas-M cu. Ft.) (Nuclear, indicate) | Barrels       | Barrels       |           |
| 34       | Quantity (units) of fuel consumed   | 0             | 11,130        |           |
| 35       | Average heat content of fuel (B.t.u. per lb. Of coal, per gal. Of oil or per cu. Ft. of gas)  | 138,000       | 138,000       |           |
| 36       | Average cost of fuel per unit del. f.o.b. plant   | 0             | \$152.28      |           |
| 37       | Average cost of fuel per unit consumed  | 0             | \$152.28      |           |
| 38       | Average cost of fuel consumered per million B.t.u.  | 0             | \$26.28       |           |
| 39       | Average cost of fuel consumer per kwh net gen.  | 0             | \$0.277       |           |
| 40       | Average B.t.u. per kwh net generation   | 0             | 10,530        |           |
| 41       |   |               |               |           |
| 42       |   |               |               |           |

**GENERATING STATION STATISTICS (Large Stations) -- Continued**  
(Except Nuclear, See Instruction 10)

547 as shown on Line 24

8. The items under cost of plant and production expenses represents accounts or combinations of accounts prescribed by the Uniform System of Accounts. Production expenses, however, do not include Purchased Power, System Control and Load Dispatching, and Other Expenses classified as "Other Power Supply Expenses."

9. If any plant is equipped with combinations of steam, hydro, internal combustion engine or gas turbine equipment, each should be reported as a separate plant. However, if a gas turbine unit functions in a combined

operations with a conventional steam unit, the gas turbine should be included with the steam station.

10. If the respondent operates a nuclear power generating station submit: (a) a brief explanatory statement concerning accounting for the cost of power generated including any attribution of excess costs to research and development expenses; (b) a brief explanation of the fuel accounting specifying the accounting methods and types of cost units used with respect to the various components of the fuel cost, and (c) such additional information as may be informative concerning the type of plant, kind of fuel used, and other physical and operating characteristics of the plant.

| Plant (e)    | Plant (f) | Plant (g) | Plant (h) | Plant (i) | Plant (j) | Line No. |
|--------------|-----------|-----------|-----------|-----------|-----------|----------|
| *** NONE *** |           |           |           |           |           | 1        |
|              |           |           |           |           |           | 2        |
|              |           |           |           |           |           | 3        |
|              |           |           |           |           |           | 4        |
|              |           |           |           |           |           | 5        |
|              |           |           |           |           |           | 6        |
|              |           |           |           |           |           | 7        |
|              |           |           |           |           |           | 8        |
|              |           |           |           |           |           | 9        |
|              |           |           |           |           |           | 10       |
|              |           |           |           |           |           | 11       |
|              |           |           |           |           |           | 12       |
|              |           |           |           |           |           | 13       |
|              |           |           |           |           |           | 14       |
|              |           |           |           |           |           | 15       |
|              |           |           |           |           |           | 16       |
|              |           |           |           |           |           | 17       |
|              |           |           |           |           |           | 18       |
|              |           |           |           |           |           | 19       |
|              |           |           |           |           | 20        |          |
|              |           |           |           |           | 21        |          |
|              |           |           |           |           | 22        |          |
|              |           |           |           |           | 23        |          |
|              |           |           |           |           | 24        |          |
|              |           |           |           |           | 25        |          |
|              |           |           |           |           | 26        |          |
|              |           |           |           |           | 27        |          |
|              |           |           |           |           | 28        |          |
|              |           |           |           |           | 29        |          |
|              |           |           |           |           | 30        |          |
|              |           |           |           |           | 31        |          |
|              |           |           |           |           | 32        |          |
|              |           |           |           |           | 33        |          |
|              |           |           |           |           | 34        |          |
|              |           |           |           |           | 35        |          |
|              |           |           |           |           | 36        |          |
|              |           |           |           |           | 37        |          |
|              |           |           |           |           | 38        |          |
|              |           |           |           |           | 40        |          |
|              |           |           |           |           | 41        |          |
|              |           |           |           |           | 42        |          |

**STEAM GENERATING STATIONS**

1. Report the information called for concerning generating stations and equipment at end of year.
2. Exclude from this schedule, plant, the book cost of which is included in Account 121, Nonutility Property.
3. Designate any generating station or portion thereof for which the respondent is not the sole owner. If such property is leased from another company, give name of

lessor, date and term of lease, and annual rent. For any generating station, other than a leased station or portion thereof for which the respondent is not the sole owner but which the respondent operates or shares in the operation of, furnish a succinct statement explaining the arrangement and giving particulars as to such matters as percent ownership by respondent, name of co-owner, basis of sharing output,

| Line No. | Name of Station<br>(a) | Location of Station<br>(b) | Number and Year Installed<br>(c) | Boilers                                  |                               |                                 |  |
|----------|------------------------|----------------------------|----------------------------------|--|-------------------------------|---------------------------------|--|
|          |                        |                            |                                  | Kind of Fuel and Method of Firing<br>(d) | Rated Pressure in lbs.<br>(e) | Rated Steam Temperature*<br>(f) | Rated Max. Continuous M lbs. Steam per Hour<br>(g) |
| 1        | *** NONE ***           |                            |                                  |  |                               |                                 |  |
| 2        |                        |                            |                                  |  |                               |                                 |  |
| 3        |                        |                            |                                  |  |                               |                                 |  |
| 4        |                        |                            |                                  |  |                               |                                 |  |
| 5        |                        |                            |                                  |  |                               |                                 |  |
| 6        |                        |                            |                                  |  |                               |                                 |  |
| 7        |                        |                            |                                  |  |                               |                                 |  |
| 8        |                        |                            |                                  |  |                               |                                 |  |
| 9        |                        |                            |                                  |  |                               |                                 |  |
| 10       |                        |                            |                                  |  |                               |                                 |  |
| 11       |                        |                            |                                  |  |                               |                                 |  |
| 12       |                        |                            |                                  |  |                               |                                 |  |
| 13       |                        |                            |                                  |  |                               |                                 |  |
| 14       |                        |                            |                                  |  |                               |                                 |  |
| 15       |                        |                            |                                  |  |                               |                                 |  |
| 16       |                        |                            |                                  |  |                               |                                 |  |
| 17       |                        |                            |                                  |  |                               |                                 |  |
| 18       |                        |                            |                                  |  |                               |                                 |  |
| 19       |                        |                            |                                  |  |                               |                                 |  |
| 20       |                        |                            |                                  |  |                               |                                 |  |
| 21       |                        |                            |                                  |  |                               |                                 |  |
| 22       |                        |                            |                                  |  |                               |                                 |  |
| 23       |                        |                            |                                  |  |                               |                                 |  |
| 24       |                        |                            |                                  |  |                               |                                 |  |
| 25       |                        |                            |                                  |  |                               |                                 |  |
| 26       |                        |                            |                                  |  |                               |                                 |  |
| 27       |                        |                            |                                  |  |                               |                                 |  |
| 28       |                        |                            |                                  |  |                               |                                 |  |
| 29       |                        |                            |                                  |  |                               |                                 |  |
| 30       |                        |                            |                                  |  |                               |                                 |  |
| 31       |                        |                            |                                  |  |                               |                                 |  |
| 32       |                        |                            |                                  |  |                               |                                 |  |
| 33       |                        |                            |                                  |  |                               |                                 |  |
| 34       |                        |                            |                                  |  |                               |                                 |  |
| 35       |                        |                            |                                  |  |                               |                                 |  |
| 36       |                        |                            |                                  |  |                               |                                 |  |
| 37       |                        |                            |                                  |  |                               |                                 |  |

**STEAM GENERATING STATIONS -- Continued**

expenses or revenues, and how expenses and/or revenues are accounted for and accounts affected. Specify if lessor, co-owner, or other party is an associated company.

4. Designate any generating station or portion thereof leased to another company and give name of lessee, date and term of lease and annual rent and how determined. Specify whether lessee is an associated company.

5. Designate any plant or equipment owned, not operated, and not leased to another company. If such plant or equipment was not operated within the past year explain whether it has been retired in the books of account or what disposition of the plant or equipment and its book cost are contemplated.

**Turbine-Generators\***

| Year Installed<br>(h) | Type<br>(i)  | Steam Pressure at Throttle p.s.i.g.<br>(j) | R.P.M.<br>(k) | Name Plate Rating in Kilowatts      |                                     | Hydrogen Pressure** |             | Power Factor<br>(p) | Voltage K.v.++<br>(q) | Station Capacity Maximum Name Plate Rating**<br>(r) | Line No. |
|-----------------------|--------------|--|---------------|-------------------------------------|-------------------------------------|---------------------|-------------|---------------------|-----------------------|---|----------|
|                       |              |  |               | At Minimum Hydrogen Pressure<br>(l) | At Maximum Hydrogen Pressure<br>(m) | Min.<br>(n)         | Max.<br>(o) |                     |                       |   |          |
|                       |              |  |               |                                     |                                     |                     |             |                     |                       |   |          |
|                       | *** NONE *** |  |               |                                     |                                     |                     |             |                     |                       |   | 1        |
|                       |              |  |               |                                     |                                     |                     |             |                     |                       |   | 2        |
|                       |              |  |               |                                     |                                     |                     |             |                     |                       |   | 3        |
|                       |              |  |               |                                     |                                     |                     |             |                     |                       |   | 4        |
|                       |              |  |               |                                     |                                     |                     |             |                     |                       |   | 5        |
|                       |              |  |               |                                     |                                     |                     |             |                     |                       |   | 6        |
|                       |              |  |               |                                     |                                     |                     |             |                     |                       |   | 7        |
|                       |              |  |               |                                     |                                     |                     |             |                     |                       |   | 8        |
|                       |              |  |               |                                     |                                     |                     |             |                     |                       |   | 9        |
|                       |              |  |               |                                     |                                     |                     |             |                     |                       |   | 10       |
|                       |              |  |               |                                     |                                     |                     |             |                     |                       |   | 11       |
|                       |              |  |               |                                     |                                     |                     |             |                     |                       |   | 12       |
|                       |              |  |               |                                     |                                     |                     |             |                     |                       |   | 13       |
|                       |              |  |               |                                     |                                     |                     |             |                     |                       |   | 14       |
|                       |              |  |               |                                     |                                     |                     |             |                     |                       |   | 15       |
|                       |              |  |               |                                     |                                     |                     |             |                     |                       |   | 16       |
|                       |              |  |               |                                     |                                     |                     |             |                     |                       |   | 17       |
|                       |              |  |               |                                     |                                     |                     |             |                     |                       |   | 18       |
|                       |              |  |               |                                     |                                     |                     |             |                     |                       |   | 19       |
|                       |              |  |               |                                     |                                     |                     |             |                     |                       |   | 20       |
|                       |              |  |               |                                     |                                     |                     |             |                     |                       |   | 21       |
|                       |              |  |               |                                     |                                     |                     |             |                     |                       |   | 22       |
|                       |              |  |               |                                     |                                     |                     |             |                     |                       |   | 23       |
|                       |              |  |               |                                     |                                     |                     |             |                     |                       |   | 24       |
|                       |              |  |               |                                     |                                     |                     |             |                     |                       |   | 25       |
|                       |              |  |               |                                     |                                     |                     |             |                     |                       |   | 26       |
|                       |              |  |               |                                     |                                     |                     |             |                     |                       |   | 27       |
|                       |              |  |               |                                     |                                     |                     |             |                     |                       |   | 28       |
|                       |              |  |               |                                     |                                     |                     |             |                     |                       |   | 29       |
|                       |              |  |               |                                     |                                     |                     |             |                     |                       |   | 30       |
|                       |              |  |               |                                     |                                     |                     |             |                     |                       |   | 31       |
|                       |              |  |               |                                     |                                     |                     |             |                     |                       |   | 32       |
|                       |              |  |               |                                     |                                     |                     |             |                     |                       |   | 33       |
|                       |              |  |               |                                     |                                     |                     |             |                     |                       |   | 34       |
|                       |              |  |               |                                     |                                     |                     |             |                     |                       |   | 35       |
|                       |              |  |               |                                     |                                     |                     |             |                     |                       |   | 36       |
| <b>TOTALS</b>         |              |  |               |                                     |                                     |                     |             |                     |                       |   | 37       |



**HYDROELECTRIC GENERATING STATIONS**

1. Report the information called for concerning generating stations and equipment at end of year. Show associated prime movers and generators on the same line.  
 2. Exclude from this schedule, plant, the book cost of which is included in Account 121, Nonutility Property.  
 3. Designate any generating station or portion thereof for which the respondent is not the sole owner. If such

property is leased from another company give name of lessor, date and term of lease, and annual rent. For any generating station, other than a leased station, or portion thereof, for which the respondent is not the sole owner but which the respondent operates or shares in the operation of, furnish a succinct statement explaining the arrangement and giving particulars as to such matters as

| Line No. | Name of Station<br>(a) | Location<br>(b) | Name of Stream<br>(c) | Water Wheels                  |                      |                       |   |
|----------|------------------------|-----------------|-----------------------|-------------------------------|----------------------|-----------------------|---|
|          |                        |                 |                       | Attended or Unattended<br>(d) | Type of Unit*<br>(e) | Year Installed<br>(f) | Gross Static Head with Pond Full<br>(g) |
| 1        | *** NONE ***           |                 |                       |                               |                      |                       |   |
| 2        |                        |                 |                       |                               |                      |                       |   |
| 3        |                        |                 |                       |                               |                      |                       |   |
| 4        |                        |                 |                       |                               |                      |                       |   |
| 5        |                        |                 |                       |                               |                      |                       |   |
| 6        |                        |                 |                       |                               |                      |                       |   |
| 7        |                        |                 |                       |                               |                      |                       |   |
| 8        |                        |                 |                       |                               |                      |                       |   |
| 9        |                        |                 |                       |                               |                      |                       |   |
| 10       |                        |                 |                       |                               |                      |                       |   |
| 11       |                        |                 |                       |                               |                      |                       |   |
| 12       |                        |                 |                       |                               |                      |                       |   |
| 13       |                        |                 |                       |                               |                      |                       |   |
| 14       |                        |                 |                       |                               |                      |                       |   |
| 15       |                        |                 |                       |                               |                      |                       |   |
| 16       |                        |                 |                       |                               |                      |                       |   |
| 17       |                        |                 |                       |                               |                      |                       |   |
| 18       |                        |                 |                       |                               |                      |                       |   |
| 19       |                        |                 |                       |                               |                      |                       |   |
| 20       |                        |                 |                       |                               |                      |                       |   |
| 21       |                        |                 |                       |                               |                      |                       |   |
| 22       |                        |                 |                       |                               |                      |                       |   |
| 23       |                        |                 |                       |                               |                      |                       |   |
| 24       |                        |                 |                       |                               |                      |                       |   |
| 25       |                        |                 |                       |                               |                      |                       |   |
| 26       |                        |                 |                       |                               |                      |                       |   |
| 27       |                        |                 |                       |                               |                      |                       |   |
| 28       |                        |                 |                       |                               |                      |                       |   |
| 29       |                        |                 |                       |                               |                      |                       |   |
| 30       |                        |                 |                       |                               |                      |                       |   |
| 31       |                        |                 |                       |                               |                      |                       |   |
| 32       |                        |                 |                       |                               |                      |                       |   |
| 33       |                        |                 |                       |                               |                      |                       |   |
| 34       |                        |                 |                       |                               |                      |                       |   |
| 35       |                        |                 |                       |                               |                      |                       |   |
| 36       |                        |                 |                       |                               |                      |                       |   |
| 37       |                        |                 |                       |                               |                      |                       |   |

HYDROELECTRIC GENERATING STATIONS -- Continued

percent of ownership by respondent, name of co-owner basis of sharing output, expenses, or revenues, and how expenses and/or revenues are accounted for and accounts affected. Specify if lessor, co-owner, or other party is an associated company.  
 4. Designate any generating station or portion thereof leased to another company and give name of lessee, date and term of lease and annual rent and how determined.

Specify whether lessee is an associated company.  
 5. Designate any plant or equipment owned, not operated and not leased to another company. If such plant or equipment was not operated within the past year explain whether it has been retired in the books of account or what disposition of the plant or equipment and its book cost are contemplated.

| Water Wheels -- Continued |            |   | Generators         |             |           |                       |  |                                | Total Installed Generating Capacity in Kilowatts (name plate ratings) (q) | Line No. |
|---------------------------|------------|---|--------------------|-------------|-----------|-----------------------|--|--------------------------------|---|----------|
| Design Head (h)           | R.P.M. (i) | Maximum hp. Capacity of Unit at Design Head (j) | Year Installed (k) | Voltage (l) | Phase (m) | Frequency or d.c. (n) | Name Plate Rating of Unit in Kilowatts (o) | Number of Units in Station (p) |   |          |
|                           |            | *** NONE ***                                    |                    |             |           |                       |  |                                |   | 1        |
|                           |            |   |                    |             |           |                       |  |                                |   | 2        |
|                           |            |   |                    |             |           |                       |  |                                |   | 3        |
|                           |            |   |                    |             |           |                       |  |                                |   | 4        |
|                           |            |   |                    |             |           |                       |  |                                |   | 5        |
|                           |            |   |                    |             |           |                       |  |                                |   | 6        |
|                           |            |   |                    |             |           |                       |  |                                |   | 7        |
|                           |            |   |                    |             |           |                       |  |                                |   | 8        |
|                           |            |   |                    |             |           |                       |  |                                |   | 9        |
|                           |            |   |                    |             |           |                       |  |                                |   | 10       |
|                           |            |   |                    |             |           |                       |  |                                |   | 11       |
|                           |            |   |                    |             |           |                       |  |                                |   | 12       |
|                           |            |   |                    |             |           |                       |  |                                |   | 13       |
|                           |            |   |                    |             |           |                       |  |                                |   | 14       |
|                           |            |   |                    |             |           |                       |  |                                |   | 15       |
|                           |            |   |                    |             |           |                       |  |                                |   | 16       |
|                           |            |   |                    |             |           |                       |  |                                |   | 17       |
|                           |            |   |                    |             |           |                       |  |                                |   | 18       |
|                           |            |   |                    |             |           |                       |  |                                |   | 19       |
|                           |            |   |                    |             |           |                       |  |                                |   | 20       |
|                           |            |   |                    |             |           |                       |  |                                |   | 21       |
|                           |            |   |                    |             |           |                       |  |                                |   | 22       |
|                           |            |   |                    |             |           |                       |  |                                |   | 23       |
|                           |            |   |                    |             |           |                       |  |                                |   | 24       |
|                           |            |   |                    |             |           |                       |  |                                |   | 25       |
|                           |            |   |                    |             |           |                       |  |                                |   | 26       |
|                           |            |   |                    |             |           |                       |  |                                |   | 27       |
|                           |            |   |                    |             |           |                       |  |                                |   | 28       |
|                           |            |   |                    |             |           |                       |  |                                |   | 29       |
|                           |            |   |                    |             |           |                       |  |                                |   | 30       |
|                           |            |   |                    |             |           |                       |  |                                |   | 31       |
|                           |            |   |                    |             |           |                       |  |                                |   | 32       |
|                           |            |   |                    |             |           |                       |  |                                |   | 33       |
|                           |            |   |                    |             |           |                       |  |                                |   | 34       |
|                           |            |   |                    |             |           |                       |  |                                |   | 35       |
|                           |            |   |                    |             |           |                       |  |                                |   | 36       |
|                           |            |   |                    |             |           |                       |  |                                |   | 37       |
|                           |            |   |                    |             |           |                       |  |                                |   | 38       |
| TOTALS                    |            |   |                    |             |           |                       |  |                                |   | 39       |

**COMBUSTION ENGINE AND OTHER GENERATING STATIONS  
(except nuclear stations)**

1. Report the information called for concerning generating stations and equipment at end of year. Show associated prime movers and generators on the same line.  
 2. Exclude from this schedule, plant, the book cost of which is included in Account 121, Nonutility Property.  
 3. Designate any generating station or portion thereof for which the respondent is not the sole owner. If such

property is leased from another company, give name of lessor, date and term of lease, and annual rent. For any generating station, other than a leased station, or portion thereof, for which the respondent is not the sole owner but which the respondent operates or shares in the operation of furnish a succinct statement explaining the arrangement and giving particulars as to such matters as percent owner-

|          |                     |                         | Prime Movers                    |                   |                    |                      |                                |
|----------|---------------------|-------------------------|---------------------------------|-------------------|--------------------|----------------------|--------------------------------|
| Line No. | Name of Station (a) | Location of Station (b) | Diesel or Other Type Engine (c) | Name of Maker (d) | Year Installed (e) | 2 or 4 Installed (f) | Belted or Direct Connected (g) |
| 1        | Commercial          | 80 Commercial           | Diesel                          | Fairbanks Morse   | 1948               | 2                    | Direct                         |
| 2        | Wilkins 1           | Woodfin Terrace         | Diesel                          | General Motors    | 1975               | 2                    | Direct                         |
| 3        | Wilkins 2           | Woodfin Terrace         | Diesel                          | General Motors    | 1975               | 2                    | Direct                         |
| 4        |                     |                         |                                 |                   |                    |                      |                                |
| 5        |                     |                         |                                 |                   |                    |                      |                                |
| 6        |                     |                         |                                 |                   |                    |                      |                                |
| 7        |                     |                         |                                 |                   |                    |                      |                                |
| 8        |                     |                         |                                 |                   |                    |                      |                                |
| 9        |                     |                         |                                 |                   |                    |                      |                                |
| 10       |                     |                         |                                 |                   |                    |                      |                                |
| 11       |                     |                         |                                 |                   |                    |                      |                                |
| 12       |                     |                         |                                 |                   |                    |                      |                                |
| 13       |                     |                         |                                 |                   |                    |                      |                                |
| 14       |                     |                         |                                 |                   |                    |                      |                                |
| 15       |                     |                         |                                 |                   |                    |                      |                                |
| 16       |                     |                         |                                 |                   |                    |                      |                                |
| 17       |                     |                         |                                 |                   |                    |                      |                                |
| 18       |                     |                         |                                 |                   |                    |                      |                                |
| 19       |                     |                         |                                 |                   |                    |                      |                                |
| 20       |                     |                         |                                 |                   |                    |                      |                                |
| 21       |                     |                         |                                 |                   |                    |                      |                                |
| 22       |                     |                         |                                 |                   |                    |                      |                                |
| 23       |                     |                         |                                 |                   |                    |                      |                                |
| 24       |                     |                         |                                 |                   |                    |                      |                                |
| 25       |                     |                         |                                 |                   |                    |                      |                                |
| 26       |                     |                         |                                 |                   |                    |                      |                                |
| 27       |                     |                         |                                 |                   |                    |                      |                                |
| 28       |                     |                         |                                 |                   |                    |                      |                                |
| 29       |                     |                         |                                 |                   |                    |                      |                                |
| 30       |                     |                         |                                 |                   |                    |                      |                                |
| 31       |                     |                         |                                 |                   |                    |                      |                                |
| 32       |                     |                         |                                 |                   |                    |                      |                                |
| 33       |                     |                         |                                 |                   |                    |                      |                                |
| 34       |                     |                         |                                 |                   |                    |                      |                                |
| 35       |                     |                         |                                 |                   |                    |                      |                                |
| 36       |                     |                         |                                 |                   |                    |                      |                                |
| 37       |                     |                         |                                 |                   |                    |                      |                                |
| 38       |                     |                         |                                 |                   |                    |                      |                                |
| 39       |                     |                         |                                 |                   |                    |                      |                                |

COMBUSTION ENGINE AND OTHER GENERATING STATIONS-Continued  
(except nuclear stations)

ship by respondent, name of co-owner, basis of sharing output, expenses, or revenues, and how expenses and/or revenues are accounted for and accounts affected. Specify if lessor, co-owner, or other party is an associated company.  
4. Designate any generating station or portion thereof leased to another company and give name of lessee, date and term of lease and annual rent and how determined.

Specify whether lessee is an associated company.  
5. Designate any plant or equipment owned, not operated and not leased to another company. If such plant or equipment was not operated within the past year explain whether it has been retired in the books of account or what disposition of the plant or equipment and its book cost are contemplated.

| Prime Movers - Continued |   |                | Generators |       |                   |  |                            | Total Installed Generating Capacity in Kilowatts (name plate ratings) | Line No. |
|--------------------------|---|----------------|------------|-------|-------------------|--|----------------------------|---|----------|
| Rated hp. of Unit        | Total Rated hp. of station Prime Movers | Year Installed | Voltage    | Phase | Frequency or d.c. | Name Plate Rating of Unit in Kilowatts | Number of Units in Station |   |          |
| (h)                      | (i)                                     | (j)            | (k)        | (l)   | (m)               | (n)                                    | (o)                        | (q)   |          |
| 1600                     | 1600                                    | 1948           | 4160       | 3     | 60                | 1138                                   | 1                          | 1138  | 1        |
| 3600                     | 3600                                    | 1975           | 4160       | 3     | 60                | 2750                                   | 1                          | 2750  | 2        |
| 3600                     | 3600                                    | 1975           | 4160       | 3     | 60                | 2750                                   | 1                          | 2750  | 3        |
|                          |   |                |            |       |                   |  |                            |   | 4        |
|                          |   |                |            |       |                   |  |                            |   | 5        |
|                          |   |                |            |       |                   |  |                            |   | 6        |
|                          |   |                |            |       |                   |  |                            |   | 7        |
|                          |   |                |            |       |                   |  |                            |   | 8        |
|                          |   |                |            |       |                   |  |                            |   | 9        |
|                          |   |                |            |       |                   |  |                            |   | 10       |
|                          |   |                |            |       |                   |  |                            |   | 11       |
|                          |   |                |            |       |                   |  |                            |   | 12       |
|                          |   |                |            |       |                   |  |                            |   | 13       |
|                          |   |                |            |       |                   |  |                            |   | 14       |
|                          |   |                |            |       |                   |  |                            |   | 15       |
|                          |   |                |            |       |                   |  |                            |   | 16       |
|                          |   |                |            |       |                   |  |                            |   | 17       |
|                          |   |                |            |       |                   |  |                            |   | 18       |
|                          |   |                |            |       |                   |  |                            |   | 19       |
|                          |   |                |            |       |                   |  |                            |   | 20       |
|                          |   |                |            |       |                   |  |                            |   | 21       |
|                          |   |                |            |       |                   |  |                            |   | 22       |
|                          |   |                |            |       |                   |  |                            |   | 23       |
|                          |   |                |            |       |                   |  |                            |   | 24       |
|                          |   |                |            |       |                   |  |                            |   | 25       |
|                          |   |                |            |       |                   |  |                            |   | 26       |
|                          |   |                |            |       |                   |  |                            |   | 27       |
|                          |   |                |            |       |                   |  |                            |   | 28       |
|                          |   |                |            |       |                   |  |                            |   | 29       |
|                          |   |                |            |       |                   |  |                            |   | 30       |
|                          |   |                |            |       |                   |  |                            |   | 31       |
|                          |   |                |            |       |                   |  |                            |   | 32       |
|                          |   |                |            |       |                   |  |                            |   | 33       |
|                          |   |                |            |       |                   |  |                            |   | 34       |
|                          |   |                |            |       |                   |  |                            |   | 35       |
|                          |   |                |            |       |                   |  |                            |   | 36       |
|                          |   |                |            |       |                   |  |                            |   | 37       |
|                          |   |                |            |       |                   |  |                            |   | 38       |
|                          |   |                |            |       |                   |  |                            |   | 39       |
|                          |   |                |            |       | TOTALS            |  |                            |   |          |

GENERATING STATION STATISTICS - (Small Stations)

1. Small generating stations, for the purpose of this schedule, are steam and hydro stations of less than 2,500 KW\* and other stations of less than 500 KW\* installed capacity (name plate ratings). (\*10,000 KW and 2,500 KW, respectively, if annual electric operating revenues of respondent are \$25,000,000 or more.)

2. Designate any plant leased from others, operated under a license from the Federal Power Commission,

or operated as a joint facility, and give a concise statement of the facts in a footnote.

3. List plants appropriately under subheadings for steam, hydro, nuclear internal combustion engine and gas turbine stations. For nuclear, see instructions 10 page 59.

4. Specify if total plant capacity is reported in kva instead of kilowatts.

5. If peak demand for 60 minutes is not available, give that which is available, specifying period.

6. If any plant is equipped with combustions of steam, hydro, internal combustion engine or gas turbine equipment, each should be reported as a separate plant. However, if the exhaust heat from the gas turbine is utilized in a steam turbine regenerative feed water cycle, report as one plant.

| Line No. | Name of Plant (a) | Year Const. (b) | Installed Capacity Name Plate Rating - KW (c) | Peak Demand KW (60 Min.) (d) | Net Generation Excluding Station Use (e) | Cost of Plant (Omit Cents) (f) | Plant Cost Per KW Inst. Capacity (g) | Production Expenses Exclusive of Depreciation and Taxes (Omit Cents) |          |           | Kind of Fuel (k) | Fuel Cost Per KWH Net Generation (Conts) 0.00 (l) |
|----------|-------------------|-----------------|---|------------------------------|--|--------------------------------|--------------------------------------|--|----------|-----------|------------------|---|
|          |                   |                 |   |                              |  |                                |                                      | Labor (h)  | Fuel (i) | Other (j) |                  |   |
| 1        |                   |                 |   |                              |  |                                |                                      |  |          |           |                  |   |
| 2        | N/A               |                 |   |                              |  |                                |                                      |  |          |           |                  |   |
| 3        |                   |                 |   |                              |  |                                |                                      |  |          |           |                  |   |
| 4        |                   |                 |   |                              |  |                                |                                      |  |          |           |                  |   |
| 5        |                   |                 |   |                              |  |                                |                                      |  |          |           |                  |   |
| 6        |                   |                 |   |                              |  |                                |                                      |  |          |           |                  |   |
| 7        |                   |                 |   |                              |  |                                |                                      |  |          |           |                  |   |
| 8        |                   |                 |   |                              |  |                                |                                      |  |          |           |                  |   |
| 9        |                   |                 |   |                              |  |                                |                                      |  |          |           |                  |   |
| 10       |                   |                 |   |                              |  |                                |                                      |  |          |           |                  |   |
| 11       |                   |                 |   |                              |  |                                |                                      |  |          |           |                  |   |
| 12       |                   |                 |   |                              |  |                                |                                      |  |          |           |                  |   |
| 13       |                   |                 |   |                              |  |                                |                                      |  |          |           |                  |   |
| 14       |                   |                 |   |                              |  |                                |                                      |  |          |           |                  |   |
| 15       |                   |                 |   |                              |  |                                |                                      |  |          |           |                  |   |
| 16       |                   |                 |   |                              |  |                                |                                      |  |          |           |                  |   |
| 17       |                   |                 |   |                              |  |                                |                                      |  |          |           |                  |   |
| 18       |                   |                 |   |                              |  |                                |                                      |  |          |           |                  |   |
| 19       |                   |                 |   |                              |  |                                |                                      |  |          |           |                  |   |
| 20       |                   |                 |   |                              |  |                                |                                      |  |          |           |                  |   |
| 21       |                   |                 |   |                              |  |                                |                                      |  |          |           |                  |   |
| 22       |                   |                 |   |                              |  |                                |                                      |  |          |           |                  |   |
| 23       |                   |                 |   |                              |  |                                |                                      |  |          |           |                  |   |
| 24       |                   |                 |   |                              |  |                                |                                      |  |          |           |                  |   |
| 25       |                   |                 |   |                              |  |                                |                                      |  |          |           |                  |   |
| 26       |                   |                 |   |                              |  |                                |                                      |  |          |           |                  |   |
| 27       |                   |                 |   |                              |  |                                |                                      |  |          |           |                  |   |
| 28       | TOTALS            |                 |   |                              |  |                                |                                      |  |          |           |                  |   |

| TRANSMISSION LINE STATISTICS  |                |                |                       |                                  |                                      |                                   |                        |                                     |
|---|----------------|----------------|-----------------------|----------------------------------|--------------------------------------|-----------------------------------|------------------------|-------------------------------------|
| Report information concerning transmission line as indicated below. |                |                |                       |                                  |                                      |                                   |                        |                                     |
| Line No.  | Designation    |                | Operating Voltage (c) | Type of Supportive Structure (d) | Length (Pole Miles)                  |                                   | Number of Circuits (g) | Size of Conductors and Material (h) |
|   | From (a)       | To (b)         |                       |                                  | On Structures of Line Designated (e) | On Structures of Another Line (f) |                        |                                     |
| 1   | Salem          | Village-13 Sub | 22.9 KV               | Wood Pole                        | 1.49                                 |                                   |                        |                                     |
| 2   | Salem          | Village-13 Sub | 22.9 KV               | Underground                      | 0.98                                 |                                   |                        |                                     |
| 3   | Village-13 Sub | Village-5 Sub  | 22.9 KV               | Underground                      | 0.07                                 |                                   |                        |                                     |
| 4   | Village-13 Sub | Clifton Sub    | 13.2 KV               | Wood Pole                        | 1.40                                 |                                   |                        |                                     |
| 5   | Village-13 Sub | Clifton Sub    | 13.2 KV               | Wood Pole                        |                                      | 2.40 *                            |                        |                                     |
| 6   | Village-13 Sub | Beacon Sub     | 13.2 KV               | Wood Pole                        |                                      | 1.30 *                            |                        |                                     |
| 7   | Village-13 Sub | Commercial Sub | 13.2 KV               | Underground                      | 1.90                                 |                                   |                        |                                     |
| 8   | Village-13 Sub | Creesy St      | 13.2 KV               | Underground                      | 1.01                                 |                                   |                        |                                     |
| 9   | Creesy St      | Commercial Sub | 13.2 KV               | Wood Pole                        |                                      | .97 *                             |                        |                                     |
| 10  | Creesy St      | Beacon Sub     | 13.2 KV               | Wood Pole                        |                                      | .70 *                             |                        |                                     |
| 11  |                |                |                       |                                  |                                      |                                   |                        |                                     |
| 12  |                |                |                       |                                  |                                      |                                   |                        |                                     |
| 13  |                |                |                       |                                  |                                      |                                   |                        |                                     |
| 14  |                |                |                       |                                  |                                      |                                   |                        |                                     |
| 15  |                |                |                       |                                  |                                      |                                   |                        |                                     |
| 16  |                |                |                       |                                  |                                      |                                   |                        |                                     |
| 17  |                |                |                       |                                  |                                      |                                   |                        |                                     |
| 18  |                |                |                       |                                  |                                      |                                   |                        |                                     |
| 19  |                |                |                       |                                  |                                      |                                   |                        |                                     |
| 20  |                |                |                       |                                  |                                      |                                   |                        |                                     |
| 21  |                |                |                       |                                  |                                      |                                   |                        |                                     |
| 22  |                |                |                       |                                  |                                      |                                   |                        |                                     |
| 23  |                |                |                       |                                  |                                      |                                   |                        |                                     |
| 24  |                |                |                       |                                  |                                      |                                   |                        |                                     |
| 25  |                |                |                       |                                  |                                      |                                   |                        |                                     |
| 26  |                |                |                       |                                  |                                      |                                   |                        |                                     |
| 27  |                |                |                       |                                  |                                      |                                   |                        |                                     |
| 28  |                |                |                       |                                  |                                      |                                   |                        |                                     |
| 29  |                |                |                       |                                  |                                      |                                   |                        |                                     |
| 30  |                |                |                       |                                  |                                      |                                   |                        |                                     |
| 31  |                |                |                       |                                  |                                      |                                   |                        |                                     |
| 32  |                |                |                       |                                  |                                      |                                   |                        |                                     |
| 33  |                |                |                       |                                  |                                      |                                   |                        |                                     |
| 34  |                |                |                       |                                  |                                      |                                   |                        |                                     |
| 35  |                |                |                       |                                  |                                      |                                   |                        |                                     |
| 36  |                |                |                       |                                  |                                      |                                   |                        |                                     |
| 37  |                |                |                       |                                  |                                      |                                   |                        |                                     |
| 38  |                |                |                       |                                  |                                      |                                   |                        |                                     |
| 39  |                |                |                       |                                  |                                      |                                   |                        |                                     |
| 40  |                |                |                       |                                  |                                      |                                   |                        |                                     |
| 41  |                |                |                       |                                  |                                      |                                   |                        |                                     |
| 42  |                |                |                       |                                  |                                      |                                   |                        |                                     |
| 43  |                |                |                       |                                  |                                      |                                   |                        |                                     |
| 44  |                |                |                       |                                  |                                      |                                   |                        |                                     |
| 45  |                |                |                       |                                  |                                      |                                   |                        |                                     |
| 46  |                |                |                       |                                  |                                      |                                   |                        |                                     |
| 47  |                |                |                       | TOTALS                           | 6.85                                 | 5.37 *                            |                        |                                     |

\* where other than 60 cycle, 3 phase, so indicate.

**SUBSTATIONS**

1. Report below the information called for concerning substations of the respondent as of the end of the year.  
 2. Substations which serve but one industrial or street railway customer should not be listed hereunder.  
 3. Substations with capacities of less than 5000 kva, except those serving customers with energy for resale, may be grouped according to functional character, but the number of such substations must be shown.  
 4. Indicate in column (b) the functional character of each substation, designating whether transmission or distribution, and whether attended or unattended.  
 5. Show in columns (i), (j), and (k) special equipment such as rotary converters, rectifiers, condensers, etc. and auxiliary equipment for increasing capacity.  
 6. Designate substations or major items of equipment leased from others, jointly owned with others, or operated otherwise than by reason of sole ownership by the respondent. For any substation or equipment operated under lease, give name of lessor, date and period of lease and annual rent. For any substation or equipment operated other than by reason of sole ownership or lease, give name of co-owner or other party, explain basis of sharing expenses of other accounting between the parties, and state amounts and accounts affected in respondent's books of account. Specify in each case whether lessor, co-owner or other party is an associated company.

| Line No. | Name and Location of Substation (a)     | Character of Substation (b) | Voltage     |               |              | Capacity of Substation in kva (In Service) (f) | Number of Transformers In Service (g) | Number of Spare Transformers (h) | Conversion Apparatus and Special Equipment |                     |                    |
|----------|---|-----------------------------|-------------|---------------|--------------|--|---------------------------------------|----------------------------------|--|---------------------|--------------------|
|          |   |                             | Primary (c) | Secondary (d) | Tertiary (e) |  |                                       |                                  | Type of Equipment (i)                      | Number of Units (j) | Total Capacity (k) |
| 1        | Clifton Substation off Ames Road        | Distribution Unattended     | 13,200      | 4,160         |              | 18,700   | 2                                     | NONE                             | NONE                                       | NONE                | NONE               |
| 2        | Beacon Substation off Woodfin Terrace   | Distribution Unattended     | 13,200      | 4,160         |              | 5,000  | 1                                     | NONE                             | NONE                                       | NONE                | NONE               |
| 3        | Commercial Substation off Commercial St | Distribution Unattended     | 13,200      | 4,160         |              | 8,000  | 2                                     | NONE                             | NONE                                       | NONE                | NONE               |
| 4        | Village-5 Substation off Village St     | Distribution Unattended     | 22,900      | 4,160         |              | 30,000   | 2                                     | NONE                             | NONE                                       | NONE                | NONE               |
| 5        | Village-13 Substation off Village St    | Distribution Unattended     | 22,900      | 13,200        |              | 30,000   | 2                                     | NONE                             | NONE                                       | NONE                | NONE               |
| 26       |   | <b>TOTALS</b>               |             |               |              | <b>91,700</b>                                  | <b>9</b>                              | <b>NONE</b>                      | <b>NONE</b>                                | <b>NONE</b>         | <b>NONE</b>        |

| OVERHEAD DISTRIBUTION LINES OPERATED                         |  |                     |                            |                   |                      |
|--|--|---------------------|----------------------------|-------------------|----------------------|
| Line No.   |  | Length (Pole Miles) |                            |                   |                      |
|  |  | Wood Poles          | Steel Towers               | Total             |                      |
| 1  | Miles -- Beginning of Year             | 88,129.00           |                            | 88,129.00         |                      |
| 2  | Added During Year                      | 0.00                |                            | 0.00              |                      |
| 3  | Retired During Year                    | 0.00                |                            | 0.00              |                      |
| 4  | Miles -- End of Year                   | 88,129.00           | 0.00                       | 88,129.00         |                      |
| 5  |  |                     |                            |                   |                      |
| 6  |  |                     |                            |                   |                      |
| 7  | A.C. 3 Phase & 1 Phase                 | 2400/4160           |                            |                   |                      |
| 8  |  | 120/240             |                            |                   |                      |
| 9  |  | 120/208             |                            |                   |                      |
| 10   |  | 277/480             |                            |                   |                      |
| 11   |  |                     |                            |                   |                      |
| 12   |  |                     |                            |                   |                      |
| 13   |  |                     |                            |                   |                      |
| 14   |  |                     |                            |                   |                      |
| 15   |  |                     |                            |                   |                      |
| ELECTRIC DISTRIBUTION SERVICES, METERS AND LINE TRANSFORMERS |  |                     |                            |                   |                      |
| Line No.   | Item                                   | Electric Services   | Number of Watt-hour Meters | Line Transformers |                      |
|  |  |                     |                            | Number            | Total Capacity (kva) |
| 16   | Number at beginning of year:           | 8,314               | 12,483                     | 1,241             | 55,103.0             |
| 17   | Additions during year                  |                     |                            |                   |                      |
| 18   | Purchased                              |                     | 0                          | 0                 | 0.0                  |
| 19   | Installed                              | 5                   |                            |                   |                      |
| 20   | Associated with utility plant acquired |                     |                            |                   |                      |
| 21   | Total Additions                        | 5                   | 0                          | 0                 | 0.0                  |
| 22   | Reductions during year:                |                     |                            |                   |                      |
| 23   | Retirements                            | 0                   | 2,118                      | 24                | 837.5                |
| 24   | Associated with utility plant sold     |                     |                            |                   |                      |
| 25   | Total Reductions                       | 0                   | 2,118                      | 24                | 837.5                |
| 26   | Number at end of year                  | 8,319               | 10,365                     | 1,217             | 54,265.5             |
| 27   | In stock                               |                     | 86                         | 95                | 7,069.5              |
| 28   | Locked meters on customers' premises   |                     | 23                         |                   |                      |
| 29   | Inactive transformers on system        |                     |                            |                   |                      |
| 30   | In customers' use                      |                     | 10,238                     | 1,122             | 47,196.0             |
| 31   | In company's use                       |                     | 18                         |                   |                      |
| 32   | Number at end of year                  |                     | 10,365                     | 1,217             | 54,265.5             |



| CONDUIT, UNDERGROUND CABLE AND SUBMARINE CABLE - (Distribution System)   |  |   |               |                   |                       |                 |                       |
|--|--|---|---------------|-------------------|-----------------------|-----------------|-----------------------|
| Report below the information called for concerning conduit, underground cable, and submarine cable at end of year. |  |   |               |                   |                       |                 |                       |
| Line No.   | Designation of Underground System<br>(a)   | Miles of Conduit Bank<br>(All Sizes and Types)<br>(b) |               | Underground Cable |                       | Submarine Cable |                       |
|  |  |   |               | Miles *           | Operating Voltage (d) | Feet *          | Operating Voltage (f) |
|  |  |   |               | (c)               |                       | (e)             | (f)                   |
| 1  | Balance 12/31/2001:                        |   | 24.606        | 57.36             |                       |                 |                       |
| 2  | Additions 2002:                            |   |               |                   |                       |                 |                       |
| 3  | Walnut St/Chestnut St to Atlantic Ave      | 5" pvc x 6  | 0.38          |                   |                       |                 |                       |
| 4  | Clifton Substation Risers                  |   |               |                   |                       |                 |                       |
| 5  | - Spare #1 (Tedesco #2)                    | 5" pvc x 2  | 0.12          |                   |                       |                 |                       |
| 6  | - Atlantic Ckt                             | 5" pvc x 2  | 0.10          |                   |                       |                 |                       |
| 7  | - Clifton Ckt                              | 5" pvc x 2  | 0.10          |                   |                       |                 |                       |
| 8  | - 1301 Feeder                              | 5" pvc x 2  | 0.05          |                   |                       |                 |                       |
| 9  | - 1305 Feeder                              | 5" pvc x 2  | 0.05          |                   |                       |                 |                       |
| 10   | - Humphrey Ckt                             | 5" pvc x 2  | 0.05          |                   |                       |                 |                       |
| 11   | - Tedesco Ckt                              | 5" pvc x 2  | 0.06          |                   |                       |                 |                       |
| 12   | - Spare #2                                 | 5" pvc x 2  | 0.08          |                   |                       |                 |                       |
| 13   | Crowninshield Road                         | 4" pvc x 2  | 0.01          |                   |                       |                 |                       |
| 14   | Additions 2003:                            |   |               |                   |                       |                 |                       |
| 15   | Clifton Sub - Garden Ckt *3                |   |               | 0.84              |                       |                 |                       |
| 16   | Additions 2004:                            |   |               |                   |                       |                 |                       |
| 17   | Green Street                               | 4" pvc x 2  | 0.18          |                   |                       |                 |                       |
| 18   | Additions 2005:                            |   |               |                   |                       |                 |                       |
| 19   | School Street                              | 4" pvc x 2  | 0.03          | 0.09              |                       |                 |                       |
| 20   | Essex Street                               | 4" pvc x 2  | 0.03          | 0.09              |                       |                 |                       |
| 21   | Humphrey Street                            | 4" pvc x 2  | 0.08          | 0.24              |                       |                 |                       |
| 22   | Highland Project                           | 5" pvc x 2  | 0.29          | 0.87              |                       |                 |                       |
| 23   | Clipper Way                                | 5" pvc x 2  | 0.13          | 0.13              |                       |                 |                       |
| 24   | Harvard Street                             | 4" pvc x 2  | 0.04          | 0.04              |                       |                 |                       |
| 25   | Thomas Circle                              | 4" pvc x 2  | 0.03          | 0.03              |                       |                 |                       |
| 26   | Additions 2006:                            |   |               |                   |                       |                 |                       |
| 27   | Leggs Hill Road                            | 4" pvc x 2  | 0.11          | 0.11              |                       |                 |                       |
| 28   | Tower School                               | 4" pvc x 2  | 0.07          | 0.07              |                       |                 |                       |
| 29   | Additions 2007:                            |   |               |                   |                       |                 |                       |
| 30   | YMCA                                       | 4" pvc x 2  | 0.19          | 0.19              |                       |                 |                       |
| 31   | Westminster                                | 5" pvc x 2  | 0.11          | 0.11              |                       |                 |                       |
| 32   | Additions 2008:                            |   |               |                   |                       |                 |                       |
| 33   | Highland Project                           | 5" pvc x 2  | 0.10          | 0.30              |                       |                 |                       |
| 34   | Causeway                                   | 5" pvc x 4  | 0.98          |                   |                       |                 |                       |
| 35   | Additions 2009:                            |   |               |                   |                       |                 |                       |
| 36   | Village School                             | 4" pvc x 2  | 0.09          | 0.27              |                       |                 |                       |
| 37   | Crowninshield #22                          | 4" pvc x 2  | 0.06          | 0.06              |                       |                 |                       |
| 38   | Additions 2010:                            |   |               |                   |                       |                 |                       |
| 39   | Tedesco Country Club                       | 4" pvc x 2  | 0.04          | 0.06              |                       |                 |                       |
| 40   | Stramski's Way                             | 4" pvc x 2  | 0.21          | 0.11              |                       |                 |                       |
| 41   | Additions 2011:                            |   |               |                   |                       |                 |                       |
| 42   | National Grand Bank                        | 4" pvc x 1  | 0.03          | 0.08              |                       |                 |                       |
| 43   | Osborne Bidg Pleasant Street               | 4" pvc x 1  | 0.02          | 0.05              |                       |                 |                       |
| 44   | Leggs Hill Road                            | 4" pvc x 1  | 0.03          | 0.00              |                       |                 |                       |
| 45   | Additions 2012:                            |   |               |                   |                       |                 |                       |
| 46   | Camille Terrace                            | 4" pvc x 1  | 0.07          |                   |                       |                 |                       |
| 47   | Additions 2013:                            |   |               |                   |                       |                 |                       |
| 48   | Lincoln Avenue to Woodfin Property         | 4" pvc x 1  | 0.03          |                   |                       |                 |                       |
| 49   | Additions 2014:                            |   |               |                   |                       |                 |                       |
| 50   | Blueberry Road                             | 4" pvc x 2  | 0.06          |                   |                       |                 |                       |
| 51   | Ocean Avenue                               |   |               |                   |                       |                 |                       |
|  | <b>TOTALS</b>                              |   | <b>28.616</b> | <b>61.10</b>      |                       |                 |                       |
| 52   | * Indicate number of conductors per cable. |   |               |                   |                       |                 |                       |

**STREET LAMPS CONNECTED TO SYSTEM**

| Line No. | City or Town (a) | Total (b) | Type          |           |               |           |                     |           |               |           |
|----------|------------------|-----------|---------------|-----------|---------------|-----------|---------------------|-----------|---------------|-----------|
|          |                  |           | Incandescent  |           | Mercury Vapor |           | Florescent & Quartz |           | Sodium        |           |
|          |                  |           | Municipal (c) | Other (d) | Municipal (e) | Other (f) | Municipal (g)       | Other (h) | Municipal (i) | Other (j) |
| 1        | Marblehead       | 1943      | NONE          | NONE      | NONE          | NONE      | NONE                | NONE      | 1943          | NONE      |
| 2        |                  |           |               |           |               |           |                     |           |               |           |
| 3        |                  |           |               |           |               |           |                     |           |               |           |
| 4        |                  |           |               |           |               |           |                     |           |               |           |
| 5        |                  |           |               |           |               |           |                     |           |               |           |
| 6        |                  |           |               |           |               |           |                     |           |               |           |
| 7        |                  |           |               |           |               |           |                     |           |               |           |
| 8        |                  |           |               |           |               |           |                     |           |               |           |
| 9        |                  |           |               |           |               |           |                     |           |               |           |
| 10       |                  |           |               |           |               |           |                     |           |               |           |
| 11       |                  |           |               |           |               |           |                     |           |               |           |
| 12       |                  |           |               |           |               |           |                     |           |               |           |
| 13       |                  |           |               |           |               |           |                     |           |               |           |
| 14       |                  |           |               |           |               |           |                     |           |               |           |
| 15       |                  |           |               |           |               |           |                     |           |               |           |
| 16       |                  |           |               |           |               |           |                     |           |               |           |
| 17       |                  |           |               |           |               |           |                     |           |               |           |
| 18       |                  |           |               |           |               |           |                     |           |               |           |
| 19       |                  |           |               |           |               |           |                     |           |               |           |
| 20       |                  |           |               |           |               |           |                     |           |               |           |
| 21       |                  |           |               |           |               |           |                     |           |               |           |
| 22       |                  |           |               |           |               |           |                     |           |               |           |
| 23       |                  |           |               |           |               |           |                     |           |               |           |
| 24       |                  |           |               |           |               |           |                     |           |               |           |
| 25       |                  |           |               |           |               |           |                     |           |               |           |
| 26       |                  |           |               |           |               |           |                     |           |               |           |
| 27       |                  |           |               |           |               |           |                     |           |               |           |
| 28       |                  |           |               |           |               |           |                     |           |               |           |
| 29       |                  |           |               |           |               |           |                     |           |               |           |
| 30       |                  |           |               |           |               |           |                     |           |               |           |
| 31       |                  |           |               |           |               |           |                     |           |               |           |
| 32       |                  |           |               |           |               |           |                     |           |               |           |
| 33       |                  |           |               |           |               |           |                     |           |               |           |
| 34       |                  |           |               |           |               |           |                     |           |               |           |
| 35       |                  |           |               |           |               |           |                     |           |               |           |
| 36       |                  |           |               |           |               |           |                     |           |               |           |
| 37       |                  |           |               |           |               |           |                     |           |               |           |
| 38       |                  |           |               |           |               |           |                     |           |               |           |
| 39       |                  |           |               |           |               |           |                     |           |               |           |
| 40       |                  |           |               |           |               |           |                     |           |               |           |
| 41       |                  |           |               |           |               |           |                     |           |               |           |
| 42       |                  |           |               |           |               |           |                     |           |               |           |
| 43       |                  |           |               |           |               |           |                     |           |               |           |
| 44       |                  |           |               |           |               |           |                     |           |               |           |
| 45       |                  |           |               |           |               |           |                     |           |               |           |
| 46       |                  |           |               |           |               |           |                     |           |               |           |
| 47       |                  |           |               |           |               |           |                     |           |               |           |
| 48       |                  |           |               |           |               |           |                     |           |               |           |
| 49       |                  |           |               |           |               |           |                     |           |               |           |
| 50       |                  |           |               |           |               |           |                     |           |               |           |
| 51       |                  |           |               |           |               |           |                     |           |               |           |
| 52       | TOTALS           | 1943      | 0             | 0         | 0             | 0         | 0                   | 0         | 1943          | 0         |

**RATE SCHEDULE INFORMATION**

- 1. Attach copies of all Filed Rates for General Consumers
- 2. Show below the changes in rate schedules during year and the estimated increase or decrease in annual revenues predicted on the previous year's operations.

| Effective Date | M.D.P.U. Number | Rate Schedule                                 | Estimated Effect on Annual Revenues |           |
|----------------|-----------------|---|-------------------------------------|-----------|
|                |                 |   | Increases                           | Decreases |
|                |                 | See Attached For New Rates<br>As Of June 2011 |                                     |           |

THIS RETURN IS SIGNED UNDER THE PENALTIES OF PERJURY

Mayor

*Andrew F. Hadden*

Andrew F. Hadden

Manager of Electric Light

*Michael A. Hull*

Michael A. Hull

Commission Chairman

*Walter E. Homan*

Walter E. Homan

Commissioner

Selectmen  
or

*Joseph T. Kowalik Jr*

Joseph T. Kowalik Jr

Commissioner

Members  
of the  
Municipal

*Michael A. Tumulty*

Michael A. Tumulty

Commissioner

Light  
Board

Commissioner

# INDEX

|   | Page  |
|---|-------|
| Appropriations of Surplus                                     | 21    |
| Appropriations Since Beginning of Year                        | 5     |
| Bonds   | 6     |
| Cash Balances   | 14    |
| Changes in the Property                                       | 5     |
| Combustion Engine and Other Generating Stations               | 64-65 |
| Comparative Balance Sheet                                     | 10-11 |
| Conduit, Underground Cable and Submarine Cable                | 70    |
| Cost of Plant   | 8- 8B |
| Customers in each City or Town                                | 4     |
| Depreciation Fund Account                                     | 14    |
| Earned Surplus  | 12    |
| Electric Distribution Services, Meters, and Line Transformers | 69    |
| Electric Energy Account                                       | 57    |
| Electric Operating Revenues                                   | 37    |
| Electric Operation and Maintenance Expenses                   | 39-42 |
| General Information   | 3     |
| Generating Station Statistics                                 | 58-59 |
| Generating Statistics (Small Stations)                        | 66    |
| Hydroelectric Generating Stations                             | 62-63 |
| Income from Merchandising, Jobbing and Contract Work          | 51    |
| Income Statement  | 12    |
| Interchange Power   | 56    |
| Materials and Supplies  | 14    |
| Miscellaneous Credits to Surplus                              | 21    |
| Miscellaneous Debits to Surplus                               | 21    |
| Miscellaneous Nonoperating Income                             | 21    |
| Monthly Peaks and Output                                      | 57    |
| Municipal Revenues  | 22    |
| Other Income Deductions                                       | 21    |
| Other Utility Operating Income                                | 50    |
| Overhead Distribution Lines Operated                          | 69    |
| Production Fuel and Oil Stocks                                | 18    |
| Purchased Power   | 22    |
| Purchased Power Detailed (except Interchange)                 | 54-55 |
| Rate Schedule Information                                     | 79    |
| Sales for Resale  | 22    |
| Sales for Resale Detailed                                     | 52-53 |
| Sales of Electricity to Ultimate Consumers                    | 38    |
| Schedule of Estimates   | 4     |
| Signature Page  | 81    |
| Steam Generating Stations                                     | 60-61 |
| Streetlamps   | 71    |
| Substations   | 68    |
| Taxes Charged During Year                                     | 49    |
| Town Notes  | 7     |
| Transmission Line Statistics                                  | 67    |
| Utility Plant-Electric  | 15-17 |

**FOR GAS PLANTS ONLY:**

|                                      | Page  |                                       | Page  |
|--------------------------------------|-------|---------------------------------------|-------|
| Boilers                              | 75    | Purifiers                             | 76    |
| Gas Distribution Services, House     |       | Record of Sendout for the Year in MCI | 72-73 |
| Governors and Meters                 | 78    | Sales for Resale                      | 48    |
| Gas Generating Plant                 | 74    | Sales of Gas to Ultimate Customers    | 44    |
| Gas Operating Revenues               | 43    | Sales of Residuals                    | 48    |
| Gas Operation & Maintenance Expenses | 45-47 | Scrubbers, Condensers & Exhausters    | 75    |
| Holders                              | 76    | Transmission and Distribution Mains   | 77    |
| Purchased Gas                        | 48    | Utility Plant - Gas                   | 19-20 |

**LEGAL NOTICE**

**Marblehead Municipal Light Department  
Notice of Changes to the Schedule of Prices for Electricity**

Notice is hereby given by the Marblehead Municipal Light Department of changes to its schedule of prices for electricity as filed with the Massachusetts Department of Public Utilities, April 22, 2011 to become effective June 1, 2011, as follows:

Rate A (MDPU – 66) Residential Service

|                      |           |
|----------------------|-----------|
| Basic Monthly Charge | \$ 4.25   |
| All Kilowatt-hours   | \$ 0.1425 |

Rate B (MDPU – 67) Small Commercial Service

|                      |         |
|----------------------|---------|
| Basic Monthly Charge | \$ 5.00 |
| All Kilowatt-hours   | \$ 0.15 |

Rate C (MDPU – 68) Large Commercial Service

|                        |          |
|------------------------|----------|
| Basic Monthly Charge   | \$ 10.00 |
| All kilowatts          | \$ 5.70  |
| All Kilowatt-hours     | \$ 0.11  |
| Minimum Monthly Charge | \$ 55.00 |

Rate G (MDPU – 70) Off Peak Water Heating (closed to new customers)

|                      |          |
|----------------------|----------|
| Basic Monthly Charge | \$ 4.25  |
| All Kilowatt-hours   | \$ 0.101 |

Rate F (MDPU – 69) Private Area Lighting

|                       |                      |
|-----------------------|----------------------|
| 70 W HPS \$ 5.30/Mo   | 175 W MH \$ 13.65/Mo |
| 150 W HPS \$ 11.25/Mo | 250 W MH \$ 20.15/Mo |
| 250 W HPS \$ 18.60/Mo | 400 W MH \$ 31.65/Mo |
| 400 W HPS \$ 29.65/Mo |                      |

(the following services are closed to new customers)

|                       |                     |
|-----------------------|---------------------|
| 500 W Q \$ 32.80/Mo   | 60 W IN \$ 4.00/Mo  |
| 175 W MV \$ 12.00/Mo  | 75 W IN \$ 4.95/Mo  |
| 400 W MV \$ 27.30/Mo  | 150W IN \$ 10.75/Mo |
| 1000 W MV \$ 65.50/Mo |                     |

Rate S (MDPU – 71) Domestic Storage Heating (closed to new customers)

|                      |          |
|----------------------|----------|
| Basic Monthly Charge | \$ 4.25  |
| All Kilowatt-hours   | \$ 0.101 |

Rate EV (MDPU – 62) Electric Vehicle Service

|                      |          |
|----------------------|----------|
| Basic Monthly Charge | \$ 4.25  |
| All Kilowatt-hours   | \$ 0.101 |

Rate HPA (MDPU – 73) Hydro Power Adjustment

Applicable to MDPU – 66                      No Change

Rate PPA (MDPU – 74) Purchase Power Adjustment

The Purchase Power Adjustment (PPA) is applicable to all filed retail rate schedules excepting MDPU - 73.

Rate PV (MDPU – 75) Photovoltaic Credit

|   |          |
|---|----------|
| Basic Monthly Charge                          | \$ 0.00  |
| (If separate meter and socket)                | \$ 4.25  |
| All Kilowatt-hours received from the customer | \$ 0.099 |

Rate CPP (MDPU - 76) Critical Peak Pricing

|                        | <u>Winter</u><br>Sep - May | <u>Summer</u><br>Jun - Aug |
|------------------------|----------------------------|----------------------------|
| Basic Monthly Charge   | \$ 4.25                    | \$ 4.25                    |
| Non CPP kilowatt-hours | \$ 0.1425                  | \$ 0.09                    |
| CPP kilowatt-hours     | N/A                        | \$ 1.05                    |

**MARBLEHEAD MUNICIPAL LIGHT DEPARTMENT**

Issued: April 22, 2011  
Effective: June 01, 2011

MDPU - 66  
MDTE - 56  
Cancels

Rate A

Available for lighting, space heating, water heating and all other domestic uses in a single private dwelling or individual apartment.

Monthly Charge

|                      |           |                   |
|----------------------|-----------|-------------------|
| Basic Monthly Charge | \$ 4.25   | per Month         |
| All kilowatt-hours   | \$ 0.1425 | per kilowatt-hour |

|                         |         |           |
|-------------------------|---------|-----------|
| <u>Seasonal Service</u> | \$ 4.25 | per Month |
|-------------------------|---------|-----------|

Off-Peak Water Heating

Applicable to customers currently serviced under this rate; the Marblehead Municipal Light Department will make no further installations under this rate.

|                      |           |                   |
|----------------------|-----------|-------------------|
| Basic Monthly Charge | \$ 4.50   | per Month         |
| All kilowatt-hours   | \$ 0.1425 | per kilowatt-hour |


Terms and Conditions

The Department's terms and conditions in effect from time to time where not inconsistent with any specific provision of this tariff are part of this tariff.

All kilowatt-hour usage under this tariff is subject to the Purchase Power Adjustment Clause, MDPU - 74

All Terms and Conditions of this tariff are subject to applicable law

Marblehead Municipal Light Department  
80 Commercial Street  
P.O. Box 369  
Marblehead, Massachusetts 01945

By:   
Robert V. Jolly, General Manager



**MARBLEHEAD MUNICIPAL LIGHT DEPARTMENT**

Issued: April 22, 2011  
Effective: June 01, 2011

Cancels MDPU - 67  
MDTE - 57

Rate B

Available for all purposes other than domestic uses where the monthly demand does not equal or exceed 30 kilowatts for three consecutive months

Monthly Charge

|                      |         |                   |
|----------------------|---------|-------------------|
| Basic Monthly Charge | \$ 5.00 | per Month         |
| All kilowatt-hours   | \$ 0.15 | per kilowatt-hour |

|                         |         |           |
|-------------------------|---------|-----------|
| <u>Seasonal Service</u> | \$ 5.00 | per Month |
|-------------------------|---------|-----------|

|                        |          |                  |
|------------------------|----------|------------------|
| <u>Temporary Power</u> | \$ 30.00 | per installation |
|------------------------|----------|------------------|


Terms and Conditions

The Department's terms and conditions in effect from time to time where not inconsistent with any specific provision of this tariff are part of this tariff.

All kilowatt-hour usage under this tariff is subject to the Purchase Power Adjustment Clause, MDPU - 74

All Terms and Conditions of this tariff are subject to applicable law

Marblehead Municipal Light Department  
80 Commercial Street  
P.O. Box 369  
Marblehead, Massachusetts 01945

By:   
Robert V. Jolly, General Manager

**MARBLEHEAD MUNICIPAL LIGHT DEPARTMENT**

Issued: April 22, 2011  
Effective: June 01, 2011

Cancels MDPU - 68  
MDTE - 58

Rate C

Available for all purposes other than domestic uses where the monthly demand equals or exceeds 30 kilowatts for three consecutive months, provided that all electricity to any customer is delivered at a single location and furnished through one service and one meter unless any alternative electrical connection is determined by the Department to be more convenient

Monthly Charge

|                       |          |                   |
|-----------------------|----------|-------------------|
| Basic Monthly Charge  | \$ 10.00 | per Month         |
| Monthly Demand Charge | \$ 5.70  | per kilowatt      |
| All kilowatt-hours    | \$ 0.11  | per kilowatt-hour |

Minimum Monthly Charge \$ 55.00 per Month

Measurement of Demand

Demand shall be the highest 15 minute kilowatt registration occurring in the billing month

Terms and Conditions


The Department's terms and conditions in effect from time to time where not inconsistent with any specific provision of this tariff are part of this tariff.

All kilowatt-hour usage under this tariff is subject to the Purchase Power Adjustment Clause, MDPU - 74

All Terms and Conditions of this tariff are subject to applicable law

The minimum term of service under this tariff is one year

Marblehead Municipal Light Department  
80 Commercial Street  
P.O. Box 369  
Marblehead, Massachusetts 01945

By:   
Robert V. Jolly, General Manager

## MARBLEHEAD MUNICIPAL LIGHT DEPARTMENT

Issued: April 22, 2011  
 Effective: June 01, 2011

Cancels MDPU - 69  
 MDTE - 59

Rate F

Available for all lighting of private areas provided that any and all poles meet Department standards and are installed prior to service commencement

Equipment and Service Provided

The Department will furnish and install a standard street light fixture with necessary wiring and will replace bulbs and furnish the electricity to operate the lights during the same daily hours as the streetlights. The customer is obligated to notify the Department when a bulb is broken or burnt out. No credit will be given for the time a unit is inoperative because of lack of notification.


|   | <u>Approximate Lumens</u> | <u>Monthly kWh</u> | <u>Basic Monthly Charge</u> |
|---|---------------------------|--------------------|-----------------------------|
| <u>High Pressure Sodium</u>   |                           |                    |                             |
| 70 Watt   | 5220                      | 30                 | \$ 5.30                     |
| 150 Watt  | 8850                      | 61                 | \$ 11.25                    |
| 250 Watt  | 24750                     | 110                | \$ 18.60                    |
| 400 Watt  | 45000                     | 160                | \$ 29.65                    |
| <u>Metal Halide</u>   |                           |                    |                             |
| 175 Watt  | 10350                     | 70                 | \$ 13.65                    |
| 250 Watt  | 17000                     | 100                | \$ 20.15                    |
| 400 Watt  | 28800                     | 160                | \$ 31.65                    |
| <u>Mercury Vapor (existing customers only – no new installations)</u> |                           |                    |                             |
| 175 Watt Street Type  | 6800                      | 72                 | \$ 12.00                    |
| 400 Watt Flood Type   | 18400                     | 154                | \$ 27.30                    |
| 1000 Watt Flood Type  | 46000                     | 374                | \$ 65.50                    |
| <u>Quartz Iodine (existing customers only – no new installations)</u> |                           |                    |                             |
| 500 Watt Flood Type   | 10500                     | 170                | \$ 32.80                    |
| <u>Incandescent (existing customers only – no new installations)</u>  |                           |                    |                             |
| 60 Watt   | 750                       | 21                 | \$ 4.00                     |
| 75 Watt   | 950                       | 26                 | \$ 4.95                     |
| 150 Watt  | 2050                      | 52                 | \$ 10.75                    |

Terms and Conditions

The Department's terms and conditions in effect from time to time where not inconsistent with any specific provision of this tariff are part of this tariff.

All kilowatt-hour usage under this tariff is subject to the Purchase Power Adjustment Clause, MDPU - 74

Marblehead Municipal Light Department  
 80 Commercial Street  
 P.O. Box 369  
 Marblehead, Massachusetts 01945

By:   
 Robert V. Jolly, General Manager

**MARBLEHEAD MUNICIPAL LIGHT DEPARTMENT**

Issued: April 22, 2011  
Effective: June 01, 2011

Cancels MDPU - 70  
MDTE - 60

Rate G - (Existing Customers - No New Installations)

Available for electricity used for heating water in approved storage type tanks of not less than 50 gallons capacity, where conditions permit supplying such water heating during off-peak hours without requiring additional distribution investment by the Department, subject to the following conditions:

- 1) Heating element capacity shall be not less than 4500 Watts
- 2) The customer shall wire to the water heater using approved cable or conduit and provide a trough with wire to a separate meter socket. The meter and time control will be supplied by the Department
- 3) Service will be supplied under this tariff only during such hours as the Department may determine from time to time to meet conditions affecting the spare capacity available for this service but, in any event, not less than eighteen (18) hours daily

Monthly Charge

|                      |          |                   |
|----------------------|----------|-------------------|
| Basic Monthly Charge | \$ 4.25  | per Month         |
| All kilowatt-hours   | \$ 0.101 | per kilowatt-hour |

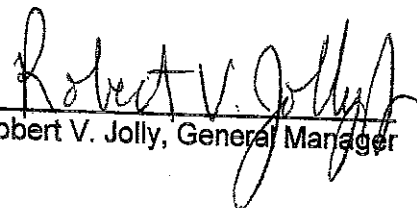
Terms and Conditions

The Department's terms and conditions in effect from time to time where not inconsistent with any specific provision of this tariff are part of this tariff.

All kilowatt-hour usage under this tariff is subject to the Purchase Power Adjustment Clause, MDPU - 74

All Terms and Conditions of this tariff are subject to applicable law

Marblehead Municipal Light Department  
80 Commercial Street  
P.O. Box 369  
Marblehead, Massachusetts 01945

By:   
Robert V. Jolly, General Manager

**MARBLEHEAD MUNICIPAL LIGHT DEPARTMENT**

Issued: April 22, 2011  
Effective: June 01, 2011

Cancels MDPU - 71  
MDTE - 61

Rate S - (Existing Customers - No New Installations)

Available for electricity used for electric thermal storage in approved storage heat tanks in a domestic single private dwelling or individual apartment during off-peak hours without requiring additional distribution investment by the Department, subject to the following conditions:

- 1) The customer shall wire to the storage heater using approved cable or conduit and provide a trough with wire to a separate meter socket. The meter and time control will be supplied by the Department
- 2) Service will be supplied under this tariff only during such hours as the Department may determine from time to time to meet conditions affecting the spare capacity available for this service but, in any event, not less than twelve (12) hours daily

Monthly Charge

|                      |          |                   |
|----------------------|----------|-------------------|
| Basic Monthly Charge | \$ 4.25  | per Month         |
| All kilowatt-hours   | \$ 0.101 | per kilowatt-hour |

Terms and Conditions

The Department's terms and conditions in effect from time to time where not inconsistent with any specific provision of this tariff are part of this tariff.

All kilowatt-hour usage under this tariff is subject to the Purchase Power Adjustment Clause, MDPU - 74

All Terms and Conditions of this tariff are subject to applicable law

Marblehead Municipal Light Department  
80 Commercial Street  
P.O. Box 369  
Marblehead, Massachusetts 01945

By:   
Robert V. Jolly, General Manager

MARBLEHEAD MUNICIPAL LIGHT DEPARTMENT

Issued: April 22, 2011  
Effective: June 01, 2011

MDPU - 72  
Cancels MDTE - 62

Rate EV

Available for electricity used for the sole purpose of charging and/or re-charging of an all electric vehicle owned and operated by the customer of record. The vehicle must be registered as a private or commercial vehicle in the Commonwealth of Massachusetts, subject to the following conditions:

- 1) The customer shall be responsible for supplying an approved separate service and a Department approved meter socket for the installation of an interruptible meter and control switch. The location of the service and meter socket must be adjacent to the existing location unless otherwise determined by the Department. All installations must be approved by the local inspector of Wires
- 2) Service will be supplied under this tariff will be subject to interruption at the sole discretion of the Department. It is the intent of the department, however, to have electric service available for use under this tariff between the hours of 11:00 P.M. and 7:00 A.M. daily

Monthly Charge

|                      |          |                   |
|----------------------|----------|-------------------|
| Basic Monthly Charge | \$ 4.25  | per Month         |
| All kilowatt-hours   | \$ 0.101 | per kilowatt-hour |

Terms and Conditions

The Department's terms and conditions in effect from time to time where not inconsistent with any specific provision of this tariff are part of this tariff.

All kilowatt-hour usage under this tariff is subject to the Purchase Power Adjustment Clause, MDPU - 74

All Terms and Conditions of this tariff are subject to applicable law

Marblehead Municipal Light Department  
80 Commercial Street  
P.O. Box 369  
Marblehead, Massachusetts 01945

By:   
Robert V. Jolly, General Manager

**MARBLEHEAD MUNICIPAL LIGHT DEPARTMENT**

Issued: April 22, 2011  
Effective: June 01, 2011

MDPU - 73  
Cancels MDTE - 63

Hydro Power Adjustment Clause

The hydro power cost savings adjustment (credit) is applicable only to residential rate schedule A, MDPU 66.

The calculated power supply cost savings to the Department from its allocation of hydroelectric power from the Power Authority of New York (NYPA) shall be credited to residential customers on Schedule A as governed by Federal and State regulations. The savings per household shall be shown as a "Hydro Credit" item on the bill.

The determination of the Hydro Credit shall be made by calculating, in dollars, the reduction in the monthly power supply and transmission cost which has resulted from the Department's allocation of NYPA energy and capacity in the second preceding month to the current billing month.

Terms and Conditions

The Department's terms and conditions in effect from time to time where not inconsistent with any specific provision of this tariff are part of this tariff.

All Terms and Conditions of this tariff are subject to applicable law

Marblehead Municipal Light Department  
80 Commercial Street  
P.O. Box 369  
Marblehead, Massachusetts 01945

By:   
Robert V. Jolly, General Manager

**MARBLEHEAD MUNICIPAL LIGHT DEPARTMENT**

Issued: April 22, 2011  
Effective: June 01, 2011

MDPU - 74  
Cancels MDTE - 64

Purchase Power Adjustment Clause

The Purchase Power Adjustment Clause is applicable to all filed retail schedules excepting MDPU - 73.

The Purchase Power Adjustment is determined by calculating the total cost of power to the Department in the second preceding billing month, in dollars and \$/kilowatt-hour. If the calculated \$/kilowatt-hour are greater or less the embedded power cost recovered in each retail tariff, the Department may add a charge or credit respectively, on a per kilowatt-hour basis, to each kilowatt-hour of metered consumption in the billing month. The calculation is as follows:

$$\text{Purchase Power Adjustment (\$/kWh)} = [(A / B) - C]$$

Where:


- A = The total dollars of all purchased power and transmission bills adjusted for NYPA power pursuant to MDPU - 73, Accounts 555, 557 and 565;
- B = The forecast of total kilowatt-hours to be billed in the period;
- C = The average cost of power embedded in all applicable rate schedules in \$/kWh.

Terms and Conditions

The Department's terms and conditions in effect from time to time where not inconsistent with any specific provision of this tariff are part of this tariff.

All Terms and Conditions of this tariff are subject to applicable law

Marblehead Municipal Light Department  
80 Commercial Street  
P.O. Box 369  
Marblehead, Massachusetts 01945

By:   
Robert V. Jolly, General Manager



**MARBLEHEAD MUNICIPAL LIGHT DEPARTMENT**

Issued: April 22, 2011  
Effective: June 01, 2011

Cancels MDPU - 75  
New

PV Credit

The photovoltaic (PV) credit is applicable to solar arrays of 10 kW or less.

- 1) The customer shall be responsible for supplying a Department approved meter socket with separate disconnect switch. The Department will install a bi-directional meter to measure the delivered and received kilowatt-hours. The Department may charge customers for costs associated with installing additional meter requirements.

Monthly Charge

|                                |                   |
|--------------------------------|-------------------|
| Basic Monthly Charge           | \$ 0.00           |
| (If separate meter and socket) | \$ 4.25 per Month |

Monthly Credit

|   |                            |
|---|----------------------------|
| All kilowatt-hours received from the customer | \$ 0.099 per kilowatt-hour |
|---|----------------------------|


Terms and Conditions

The Department's terms and conditions in effect from time to time where not inconsistent with any specific provision of this tariff are part of this tariff.

All kilowatt-hour usage under this tariff is subject to the Purchase Power Adjustment Clause, MDPU - 74

All Terms and Conditions of this tariff are subject to applicable law

Marblehead Municipal Light Department  
80 Commercial Street  
P.O. Box 369  
Marblehead, Massachusetts 01945

By:   
Robert V. Jolly, General Manager

## MARBLEHEAD MUNICIPAL LIGHT DEPARTMENT

Issued: April 22, 2011  
Effective: June 01, 2011

Cancels MDPU - 76  
New

### Rate CPP

Available for lighting, space heating, water heating and all other domestic uses in a single private dwelling or individual apartment. The Critical Peak Period will only occur between the hours of 12pm and 6pm on twelve non-holiday weekdays during the months of June, July, and August.

### Monthly Charge

|                        | <u>Winter</u><br>Sep - May  | <u>Summer</u><br>Jun - Aug |
|------------------------|-----------------------------|----------------------------|
| Basic Monthly Charge   | \$ 4.25 per Month           | \$ 4.25 per Month          |
| Non CPP kilowatt-hours | \$ 0.1425 per kilowatt-hour | \$ 0.09 per kilowatt-hour  |
| CPP kilowatt-hours     | N/A                         | \$ 1.05 per kilowatt-hour  |


### Terms and Conditions

The Department's terms and conditions in effect from time to time where not inconsistent with any specific provision of this tariff are part of this tariff.

All kilowatt-hour usage under this tariff is subject to the Purchase Power Adjustment Clause, MDPU - 74

All Terms and Conditions of this tariff are subject to applicable law

Marblehead Municipal Light Department  
80 Commercial Street  
P.O. Box 369  
Marblehead, Massachusetts 01945

By:   
Robert V. Jolly, General Manager