



**COMMONWEALTH OF MASSACHUSETTS**

*Charles D. Baker, Governor*

*Karyn E. Polito, Lt. Governor*

*Matthew A. Beaton, Secretary*

*Judith Judson, Commissioner*

March 24, 2017

11 am

# Solar Massachusetts Renewable Target (SMART): Informational Webinar for Public Entities



# Agenda

## **Welcome and Introduction**

### **Leading by Example Program**

Eric Friedman  
Director, Leading by Example

## **Green Communities Program**

Joanne Bissetta  
Deputy Directory, Green  
Communities

## **SMART Program Design**

### **SREC II Extension**

Kaitlin Kelly  
Solar Program Manager

### **Q&A**

# Recording and Presentation

- This webinar is being recorded and will be available on our website in approximately 48 hours at: <http://www.mass.gov/eea/energy-utilities-clean-tech/webinar-future-and-archive.html>
- Click on the camera icon top right of your screen to save any slides for future reference
- Use the Q & A icon on your screen to type in questions
- The slide presentation will also be posted

# Leading by Example Program

## Targets by 2020

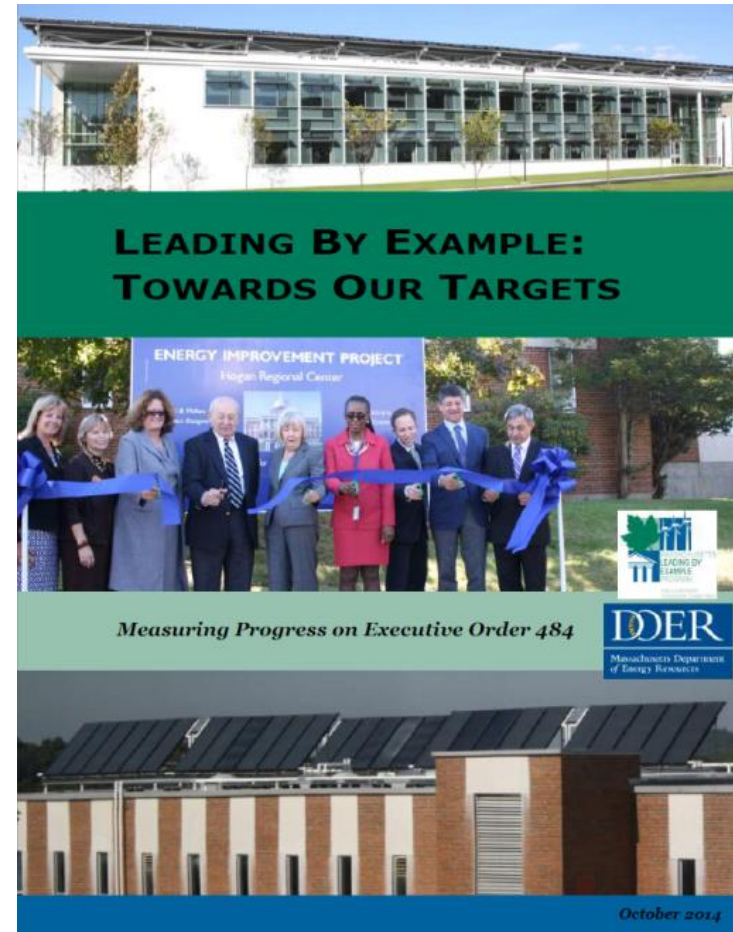
- 30% Renewable energy
- 40% GHG emissions reduction

## Scope

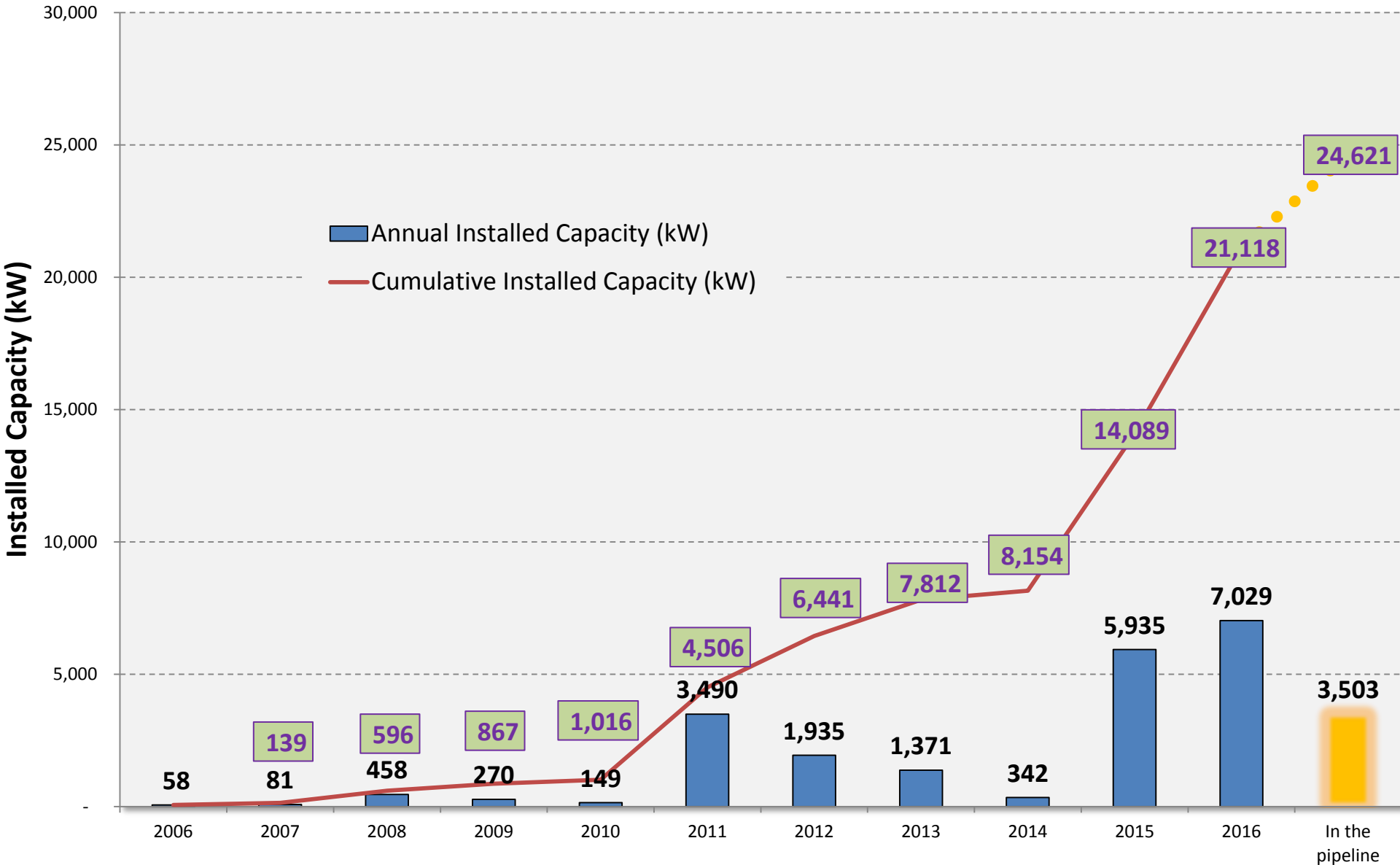
- Executive Agencies
- 29 Public Colleges & Universities
- Quasi Public Authorities
- 80 million SF of buildings
- 3,000 vehicles
- Emit 1 million+ tons GHG

## Role

- Data collection analysis
- Technical assistance
- Grants and Financing
- Innovative technologies
- Communications & outreach

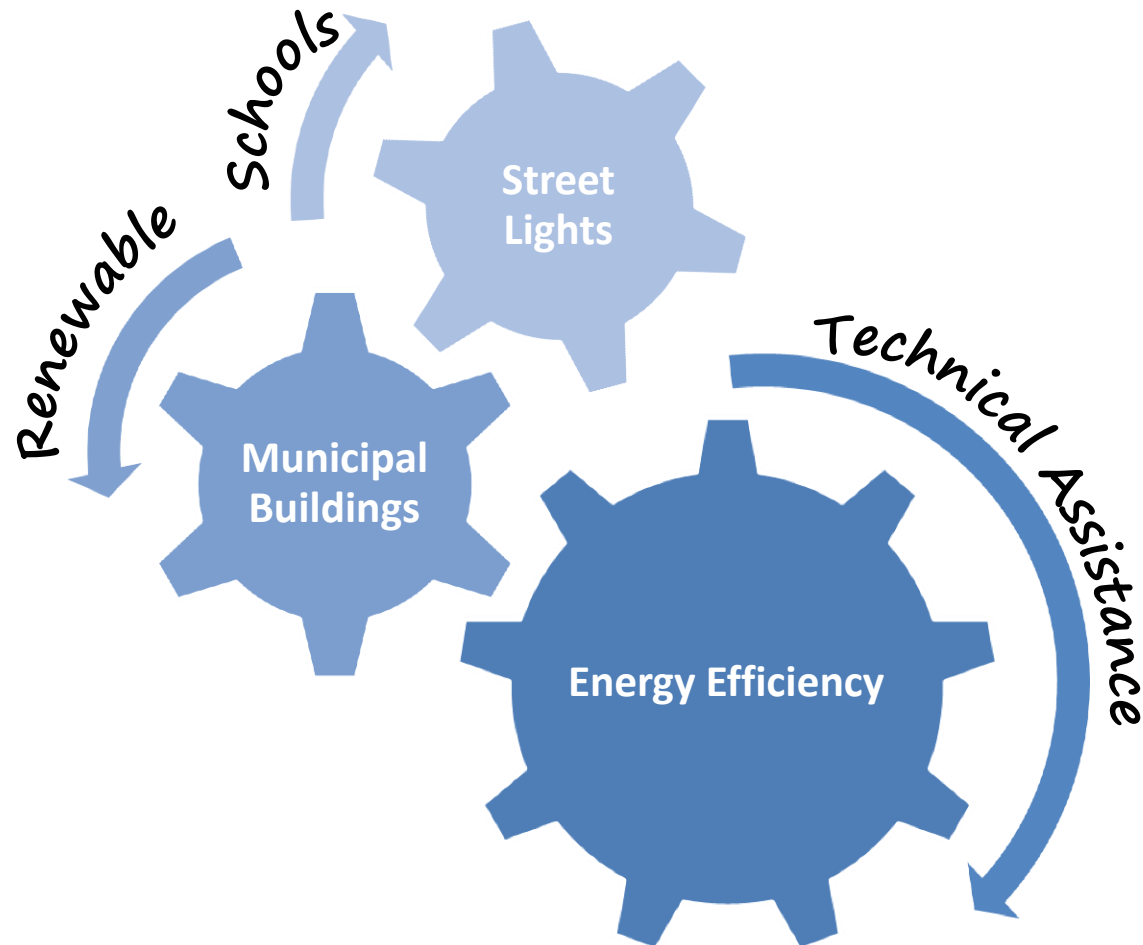


# Solar Progress at State Facilities



# Green Communities Division

The energy hub for *all* Massachusetts cities and towns, not just designated “Green Communities.”



# Green Communities Division: Programs & Resources for Municipalities

- Green Communities Designation and Grant Program
- MassEnergyInsight energy tracking and analysis tool
- Municipal Energy Technical Assistance
- Energy Management Services Procurement Oversight
- Website filled with tools & resources:  
[www.mass.gov/energy/greencommunities](http://www.mass.gov/energy/greencommunities)

**Email updates via e-blasts – Sign up by sending an email to:**

[join-ene-greencommunities@listserv.state.ma.us](mailto:join-ene-greencommunities@listserv.state.ma.us)

# Outreach - Regional Coordinators

- Regional Coordinators act as direct liaisons with cities and towns on energy efficiency and renewable energy activities
- Located at each of the DEP Regional Offices:



WERO – SPRINGFIELD: Jim Barry  
[Jim.Barry@state.ma.us](mailto:Jim.Barry@state.ma.us)



NERO – WILMINGTON: Joanne Bissetta  
[Joanne.Bissetta@state.ma.us](mailto:Joanne.Bissetta@state.ma.us)



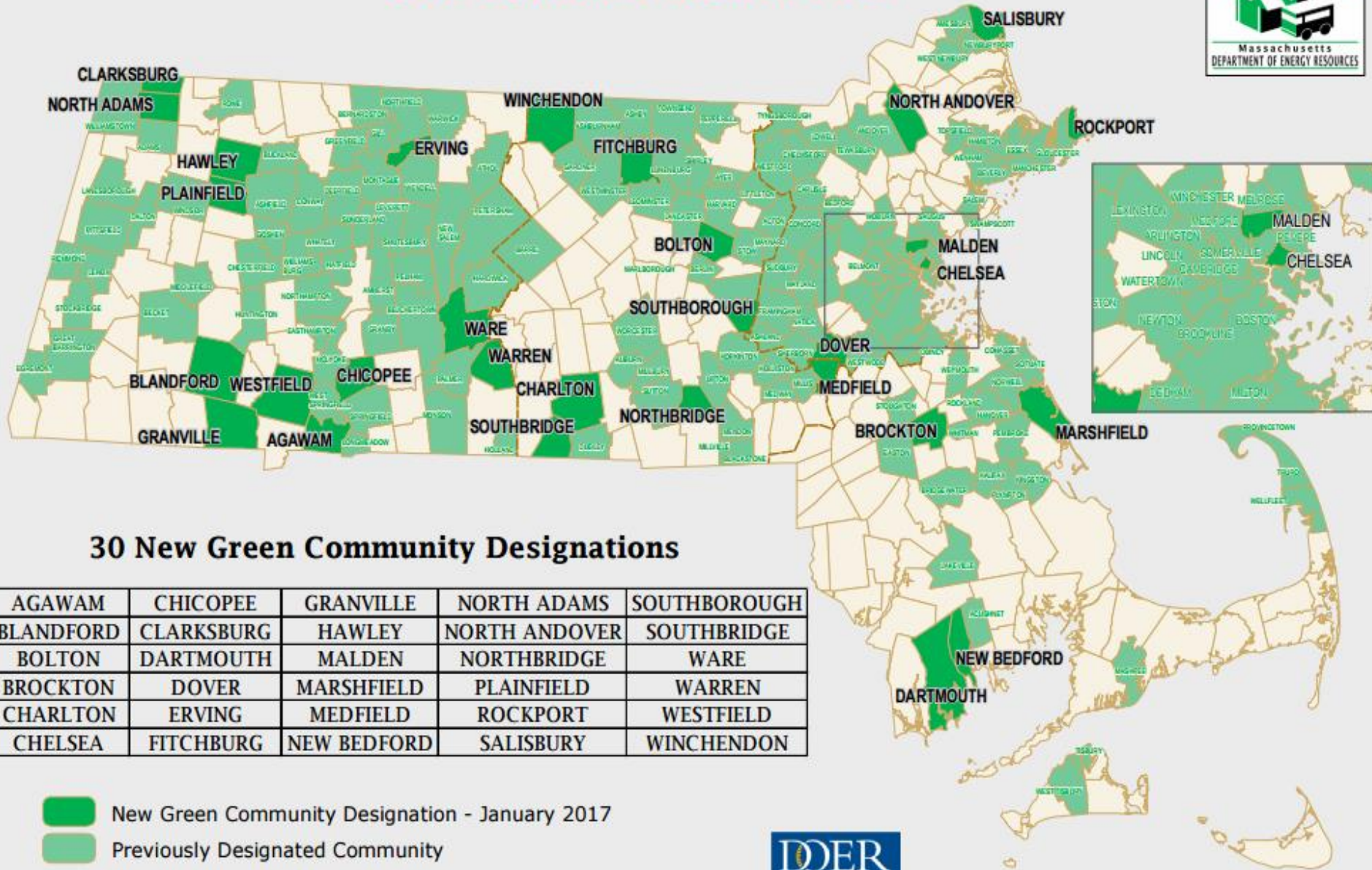
CERO – WORCESTER: Kelly Brown  
[Kelly.Brown@state.ma.us](mailto:Kelly.Brown@state.ma.us)



SERO – LAKEVILLE: Seth Pickering  
[Seth.Pickering@state.ma.us](mailto:Seth.Pickering@state.ma.us)



# GREEN COMMUNITY DESIGNATIONS REACH ONE HUNDRED EIGHTY-FIVE



## 30 New Green Community Designations

AGAWAM	CHICOPEE	GRANVILLE	NORTH ADAMS	SOUTHBOROUGH
BLANDFORD	CLARKSBURG	HAWLEY	NORTH ANDOVER	SOUTHBRIDGE
BOLTON	DARTMOUTH	MALDEN	NORTHBRIDGE	WARE
BROCKTON	DOVER	MARSHFIELD	PLAINFIELD	WARREN
CHARLTON	ERVING	MEDFIELD	ROCKPORT	WESTFIELD
CHELSEA	FITCHBURG	NEW BEDFORD	SALISBURY	WINCHENDON

- New Green Community Designation - January 2017
- Previously Designated Community



# Solar Massachusetts Renewable Target (SMART)

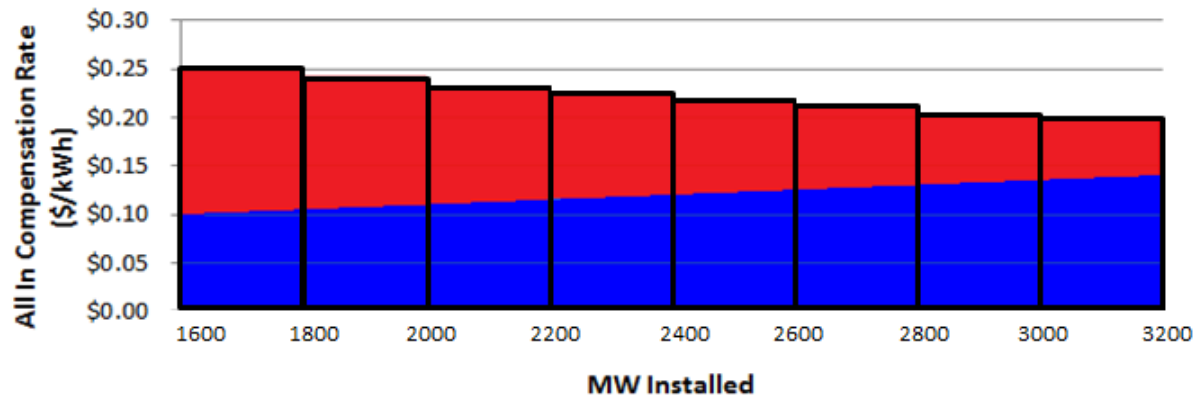
# SMART:

*A long-term, stable and sustainable solar program for the Commonwealth*

Basic Features:

- 1,600 MW AC declining block program
- Applies to all investor owned electric distribution companies
- Does not apply to MLPs
- Same compensation rates across state
- Base compensation rates and fixed price term set according to project size
  - 10 year term for small projects; 20-year term for large projects
- Compensation structure differentiated between sized-to-load and standalone systems
- Adders based on location, and those that provide unique benefits, including community solar, low-income, public, and energy storage projects
- Base compensation rates decline by set percentages in each block following Block 1
- Maximum project size of 5 MW per parcel

**Illustrative Declining Block Model**



*Creating A Clean, Affordable, and Resilient Energy Future For the Commonwealth*



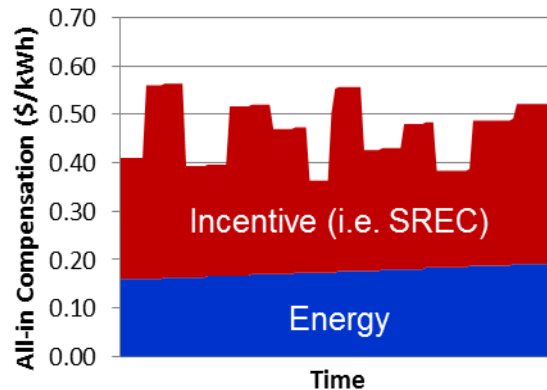
Massachusetts Department  
of Energy Resources

# SRECs vs. SMART

## SREC

- SRECs are a tradable commodity with a value that fluctuates based on market conditions:
  - Long-term revenue uncertainty leads to higher financing costs,
  - A large portion of the program costs are going to a 3<sup>rd</sup> party to pay for financing,
  - Total program costs and ratepayer impacts are difficult to predict.
- SRECs are an additional revenue stream independent of the value of the energy.

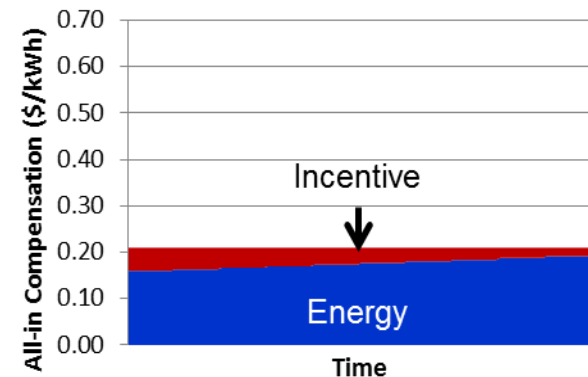
### Example of the incentive level in a SREC program



## Declining Block Program

- Program provides long-term revenue certainty (10-20 years) which reduces financing risks and in turn, lowers soft costs
  - Total program costs can be predicted with certainty.
  - Incentive declines with the declining cost of solar.
- A solar facility receives a single compensation rate that accounts for both the energy and the incentive.
  - The resulting value of the incentive is the net difference between the all in rate and the value of the energy.

### Example of the incentive level in the new program



# Additional Program Features

- Initial compensation rates will be set via a competitive procurement for larger projects (> 1 MW)
  - Procurement will determine capacity based compensation for projects > 1 MW
  - Indices will be used to set capacity based compensation for projects <= 1 MW
- Projects eligible for the incentive may elect to receive compensation for energy through one of three mechanisms:
  1. Net metering
  2. Qualifying via additional on-bill crediting mechanism
  3. Buy-all, sell-all rate for standalone facilities that do not seek qualification under net metering or additional
- On-bill crediting mechanism is a new option that is intended to be an additional option to net metering

# Additional Program Features

- Standalone and Behind-the-Meter systems will have their incentives calculated using different methodologies
- New program will do more to steer projects towards optimal locations by providing location based incentives
  - Greenfield “subtractor” will be applied to the compensation rate of any facility sited on open space that does not meet the criteria to receive the full incentive
- Energy storage will be compensated via variable adder that is based on the ratio of storage capacity to solar capacity as well as the duration of the storage
  - Minimum performance standards will apply to ensure grid benefits are realized

# Project Categories

- Incentive values primarily based on project size:
  - **Rates set based on index following initial procurement**
    - Less than 25 kW AC (Low Income)
    - Less than 25 kW AC
    - 25 – 250 kW AC
    - 250 – 500 kW AC
    - 500 kW AC – 1,000 kW AC
  - **Competitively Set Rates for Block 1, with fixed percentage declines thereafter**
    - 1,000 – 2,000 kW AC
    - 2,000 – 5,000 kW AC
- Adders for different project types:
  - **Location Based:**
    - Brownfields
    - Building Mounted
    - Landfills
    - Solar Canopies
  - **Off-taker Based:**
    - Community Shared Solar (CSS)
    - Low Income CSS
    - Low Income Property
    - Public
  - **Solar + Storage**
- Adders can be aggregated
- All capacity based rates and adders will decrease by 4% per block

# Initial Competitive Procurement

- Program will commence w/a competitive procurement seeking 100 MW of projects > 1 MW each
- DOER will establish two ceiling prices:
  - A \$0.15/kWh price for projects sized between 1 and 2 MW; and
  - A \$0.14/kWh price for projects sized larger than 2 MW
- A clearing price for each subcategory will be established, which shall be equal to the highest requested capacity based compensation rate requested among the selected proposals
- Indices will be used to establish the capacity based compensation rates for all other project size categories in Block 1 and will be based on the clearing price for projects between 1 and 2 MW
- Projects larger than 1 MW not selected through the procurement process will immediately fall under Block 2, for which the capacity based compensation rate shall be 4% less than the clearing price

Capacity Based Compensation Rates for Solar Generation Units <= 1 MW AC		
Generation Unit Capacity (kW AC)	Capacity Based Rate Factor (% of Clearing Price)	Term Length
Low income less than or equal to 25 kW AC <sup>1</sup>	230%	10-year
Less than or equal to 25 kW AC	200%	10-year
Greater than 25 kW AC to 250 kW AC	150%	20-year
Greater than 250 kW AC to 500 kW AC	125%	20-year
Greater than 500 kW AC to 1,000 kW AC	110%	20-year
Greater than 1,000 kW AC to 2,000 kW AC	100%	20-year
Greater than 2,000 kW AC to 5,000 kW AC	TBD	20-year

1. *Must be an R-2 customer to qualify*



# Example: How Indices will be Used to set Rates for Different Project Types

- If clearing price of competitive procurement is \$0.15/kWh the following will be the Capacity Based Compensation Rates for Block 1

Capacity Based Compensation Rates (kW AC)			
Generation Unit Capacity	Capacity Based Rate Factor (% of Clearing Price)	Capacity Based Rate (\$/kWh)	Term Length
Low income less than or equal to 25 kW AC	230%	\$0.3450	10-year
Less than or equal to 25 kW AC	200%	\$0.3000	10-year
Greater than 25 kW AC to 250 kW AC	150%	\$0.2250	20-year
Greater than 250 kW AC to 500 kW AC	125%	\$0.1875	20-year
Greater than 500 kW AC to 1,000 kW AC	110%	\$0.1650	20-year
Greater than 1,000 kW AC to 2,000 kW AC	100%	\$0.1500	20-year
Greater than 2,000 kW AC to 5,000 kW AC	TBD	<=\$0.1400	20-year

# Adder Values

All adder values will decline by 4% per capacity block

Location Based Adders	
Type	Adder Value (\$/kWh)
Building Mounted	\$0.02
Brownfield	\$0.03
Landfill	\$0.04
Solar Canopy	\$0.06

Off-taker Based Adders	
Type	Adder Value (\$/kWh)
Public Entity	\$0.02
Community Shared Solar (CSS)	\$0.05
Low Income Property Owner	\$0.03
Low Income CSS <sup>1</sup>	\$0.06

Solar + Energy Storage	
Type	Adder Value (\$/kWh)
Storage + PV	Variable

1. Must be at least 50% R-2 customers

# Standalone vs. Behind-the-Meter

- **Standalone facilities:** defined as facilities with no associated load other than parasitic or station load
  - Value of the incentive will change over time as energy value increases or decreases
    - If standalone facility is net metered or approved under a similar DPU structure, incentive calculated by subtracting the value of the energy it generates from its all-in compensation rate
    - If standalone facility is not net metered or approved under a similar DPU structure, facility will receive a single payment from the utility equal to its all-in compensation rate (provides bundled compensation for energy, capacity, and incentive)
- **Behind-the-meter facilities:** any facility that does not meet the definition of standalone
  - Value of incentive will be fixed and is determined at the time it is interconnected

# Behind-the-Meter Incentive Calculation

*Behind the Meter Solar Tariff Generation Unit Compensation Rate*  
= (Capacity Based Rate + Adders)  
– (Three year average of Volumetric Delivery Rates  
+ Three year average of Basic Service Rate)

- **Example:**

- A 10 kW facility qualifies under Block 1 at a \$0.30/kWh all-in compensation rate
- Project is interconnected behind a meter on the R-1 rate class
- The volumetric distribution + transmission + transition + 3-year average basic service rate for this particular rate class is \$0.18/kWh
- The incentive rate would be set at \$0.12/kWh and would remain in effect for 10 years, regardless of what happens to energy values

# Example: Solar Canopy (Public)

*Example: 2 MW solar canopy at public higher education campus with onsite consumption*

- Project qualifies under Block 1 at a \$0.15/kWh base rate
  - Public adder \$0.02/kWh
  - Solar canopy adder \$0.06/kWh
- **Total all-in compensation rate: \$0.23/kWh**
- Project interconnects behind the meter at facility's rate class
- Assume: volumetric distribution + transmission + transition + 3-year average basic service rate for this particular rate class is \$0.14/kWh

The incentive rate would be set at **\$0.09/kWh** and would remain in effect **for 20 years**, regardless of what happens to energy values

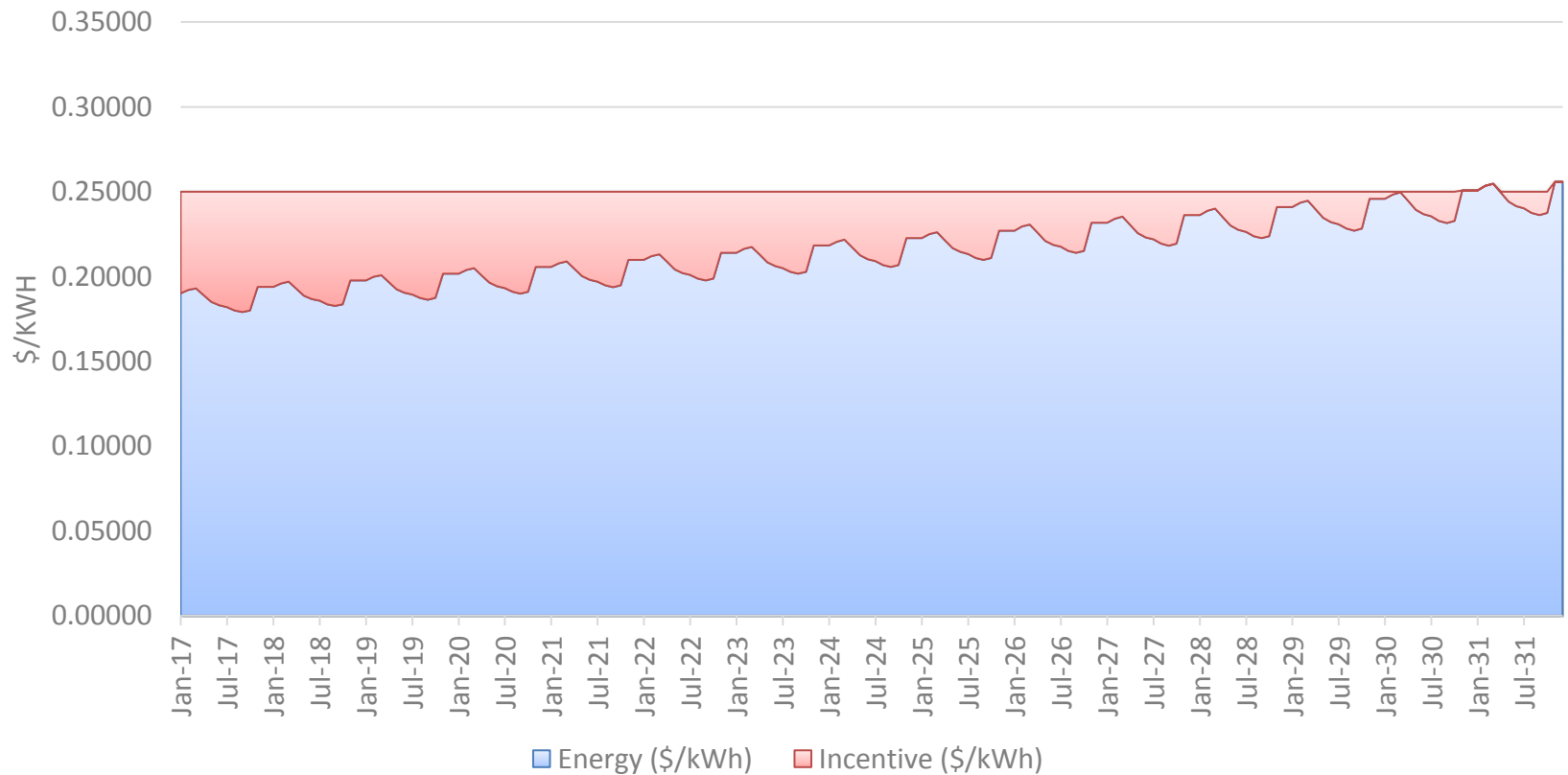
# Example: Landfill Solar (Public)

*Example: 2 MW ground-mounted solar installation on public landfill with no associated onsite consumption*

- Project qualifies under Block 1 at a \$0.15/kWh base rate
  - Public adder \$0.02/kWh
  - Landfill adder \$0.04/kWh
- **Total all-in compensation rate: \$0.21/kWh**
- Project approved for standalone on-bill crediting
- The compensation rate would be set at **\$0.21/kWh**, you would receive that rate for **20 years**, as a changing combination of on bill credits and incentive payments

# Standalone Generator Example

20-year NEM Medium System (25-250 kW) Payments  
(Standalone)

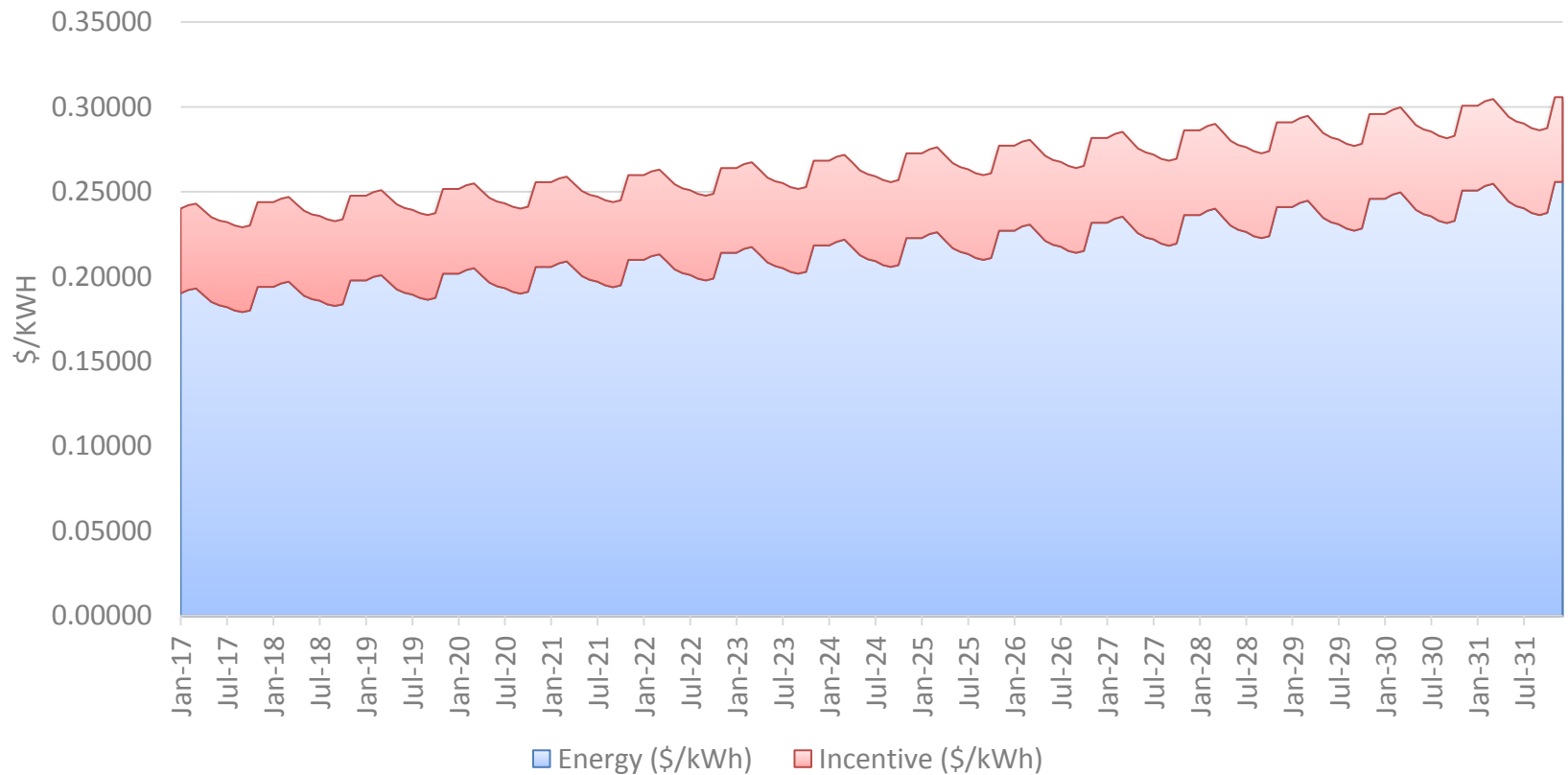


**Note: Graph is illustrative of how payments would be determined and does not reflect projected values**

*Creating A Clean, Affordable, and Resilient Energy Future For the Commonwealth*

# Behind-the-Meter Generator Example

20-year NEM Medium System (25-250 kW) Payments  
(Behind-the-Meter)



**Note: Graph is illustrative of how payments would be determined and does not reflect projected values**

*Creating A Clean, Affordable, and Resilient Energy Future For the Commonwealth*



# Solar Program Administrator

- The solar program administrator will be responsible for:
  - Reviewing applications, qualifying facilities, and managing block reservations
  - Determining the total amount to be paid/credited to the facility owner and off-takers every month
  - Issuing incentive payments to owners on behalf of the distribution companies
  - Acting as NEPOOL GIS independent verifier for all eligible systems

# Land Use

- Ground mounted projects that are larger than 500 kW, not sited on a brownfield or landfill, and are on land that has not been previously developed, will be subject to a \$/kWh “subtractor” that changes based on the number of acres impacted
- All ground mounted projects will also be subject to a set of performance standards developed in consultation with the Department of Agricultural Resources

Project Type	Ground Mounted and not C&I Zoned	Ground Mounted, C&I Zoned, and NOT Previously Developed	Ground Mounted, C&I Zoned, and Previously Developed	Rooftop	Brownfields	Landfill	Parking Lot Canopy
Compensation Rate (\$/kWh)	X - \$0.001/acre	X - \$0.0005/acre	<b>X</b>	X + \$0.02	X + \$0.03	X + \$0.04	X + \$0.06



# Additional On-bill Crediting Option

- The vast majority of solar facilities today are compensated for energy via net metering
- On-bill Crediting offered as alternative to net metering
- Will function similarly to net metering, but only available to participants in the new incentive program
- Not part of DOER regulation, but would be established via a DPU approved process that would be filed by the distribution companies in conjunction with or in parallel to the filing for the incentive program
- Compensation rate for exported energy would likely be set at basic service rate

# Benefits of Additional On-bill Credit

- Single rate for all facilities
- Allows for credits to be transferred to off-takers without net metering
- No cap
- No “single parcel” rule
- No 10 MW public entity cap
- Cap on number of credits that can be transferred to a off-taker (based on off-taker’s kWh consumption)
- Potential for fewer limitations on the number of times off-takers can be changed or re-allocated within a year
- Opportunity to streamline administrative aspects of credit transfers through software solutions

# System Type Definitions

- Definitions for Landfills, Brownfields, Building Mounted, and Low Income Properties will remain largely unchanged from SREC II
- Definition for Solar Canopies will be slightly modified
- New definitions will be added for:
  - Low Income Residential
  - Low Income Community Shared Solar
  - Public Facilities
  - Energy Storage

# Solar Canopies

- Solar Canopy definition from 225 CMR 14.02 will be modified slightly as follows:

*Solar Canopy Generation Unit. A solar photovoltaic Generation Unit with at least 100% of the nameplate capacity of the solar modules used for generating power installed on top of a parking surface, pedestrian walkway, agricultural land, or canal in a manner that maintains the function of the area beneath the canopy.*

- New definition allows for canopies to be installed on agricultural land and over canals
- Eligibility of canopies sited on agricultural land will be determined in consultation with Massachusetts Department of Agricultural Resources.

# Low Income

- DOER intends to maintain SREC II criteria and Guideline for qualifying facilities that serve low income properties
- New program will provide additional support for projects directly serving low income residents in two ways:
  - Projects  $\leq 25$  kW that serve R-2 utility customers will be eligible for a higher incentive rate
  - Community Shared Solar projects with at least 50% of off-takers on an R-2 rate will receive a higher level incentive than normal CSS projects

# Public Facilities

- The definition of Public Entity Generation Unit will be established as follows:

*Public Entity Generation Unit. A solar photovoltaic Generation Unit sited on property owned by a Municipality or Other Governmental Entity that is either:*

- (a) owned or operated by a Municipality or Other Governmental Entity; or*
- (b) has assigned 100% of its output to Municipalities or Other Governmental Entities.*

- Definition tracks closely with the definition of a Net Metering Facility of a Municipality or Other Governmental Entity from net metering regulation, but differs in that it requires facilities to be sited on property owned by a Municipality or Other Governmental Entity



# Energy Storage

- Single adder category for all energy storage that meets certain eligibility requirements
- Adder will be variable, based on ratio of storage capacity to solar capacity, as well as the duration of the storage
  - Formula designed to provide more value to higher capacity and longer duration storage
- Base adder of \$0.045/kWh
- Adder will decrease by 4% per block
- Facilities smaller than 25 kW will also be able to receive a storage adder
- If DOER amends APS regulation to include storage:
  - Projects receiving energy storage adder that also generate Alternative Energy Certificates (AECs): AECs will be transferred to the distribution companies for APS compliance

# Energy Storage Adder Benefits

- Pairing solar with storage provides many benefits to the electric grid:
  - Improves power quality support (e.g. cloud induced voltage flicker support)
  - Allows for rapid ramping to reduce intermittency of solar
  - Allows for energy generation to be shifted to reduce peak demand
  - Reduces strain on distribution system during times of minimum load and high PV output
- Adder is structured to realize these benefits in ways that are consistent with DOER's *State of Charge* report
- Adder provides greater value to projects with higher storage capacity and longer duration

# Energy Storage Adder Matrix

Storage kW as % of Solar	Storage Hours @ Rated Capacity								
	Minimum					Maximum			
	2	2.5	3	3.5	4	4.5	5	5.5	6
25%	\$0.0247	\$0.0271	\$0.0291	\$0.0307	\$0.0321	\$0.0334	\$0.0345	\$0.0356	\$0.0365
30%	\$0.0321	\$0.0352	\$0.0377	\$0.0399	\$0.0418	\$0.0434	\$0.0449	\$0.0462	\$0.0474
35%	\$0.0382	\$0.0419	\$0.0450	\$0.0476	\$0.0498	\$0.0517	\$0.0535	\$0.0551	\$0.0565
40%	\$0.0428	\$0.0470	\$0.0504	\$0.0533	\$0.0558	\$0.0579	\$0.0599	\$0.0617	\$0.0633
45%	\$0.0460	\$0.0504	\$0.0541	\$0.0572	\$0.0599	\$0.0622	\$0.0643	\$0.0663	\$0.0680
50%	\$0.0481	\$0.0527	\$0.0565	\$0.0598	\$0.0626	\$0.0650	\$0.0673	\$0.0692	\$0.0711
55%	\$0.0494	\$0.0542	\$0.0581	\$0.0614	\$0.0643	\$0.0668	\$0.0691	\$0.0712	\$0.0730
60%	\$0.0502	\$0.0551	\$0.0591	\$0.0625	\$0.0654	\$0.0680	\$0.0703	\$0.0724	\$0.0743
65%	\$0.0507	\$0.0557	\$0.0597	\$0.0631	\$0.0661	\$0.0687	\$0.0710	\$0.0731	\$0.0750
70%	\$0.0511	\$0.0560	\$0.0601	\$0.0635	\$0.0665	\$0.0691	\$0.0715	\$0.0736	\$0.0755
75%	\$0.0513	\$0.0562	\$0.0603	\$0.0638	\$0.0667	\$0.0694	\$0.0717	\$0.0739	\$0.0758
80%	\$0.0514	\$0.0564	\$0.0605	\$0.0639	\$0.0669	\$0.0696	\$0.0719	\$0.0740	\$0.0760
85%	\$0.0515	\$0.0565	\$0.0606	\$0.0640	\$0.0670	\$0.0697	\$0.0720	\$0.0742	\$0.0761
90%	\$0.0515	\$0.0565	\$0.0606	\$0.0641	\$0.0671	\$0.0697	\$0.0721	\$0.0742	\$0.0762
95%	\$0.0515	\$0.0566	\$0.0607	\$0.0641	\$0.0671	\$0.0698	\$0.0721	\$0.0743	\$0.0762
100%	\$0.0516	\$0.0566	\$0.0607	\$0.0641	\$0.0671	\$0.0698	\$0.0722	\$0.0743	\$0.0763

Reflects value for year 1 projects based on size & duration

# SMART Program Details

## Qualification Process

- All projects must submit an application to the Solar Program Administrator
- If before interconnection, additional documentation needed to reserve spot:
  - A project  $\leq 25$  kW: executed turnkey contract between the installer and customer
  - A project  $>25$  kW: executed interconnection service agreement (ISA), proof of site control and all non-ministerial permits
- Must submit a copy of authorization to interconnect by end of reservation period to remain qualified and begin receiving compensation

## Block Reservations and Management

- Provided on first-come, first-served basis
- Incomplete applications can hold position for some time to resolve deficiencies
- Initial reservation period is 12 months (may be extended for certain circumstances)
- If project does not meet deadlines, reserved capacity added to block currently open
- Projects that trigger a new block will receive a blended rate

**Example:** 1 MW project has 500 kW under Block 1 at a rate of \$0.20/kWh and 500 kW under Block 2 at a rate of \$0.19/kWh. Its all-in compensation rate would be set at \$0.195/kWh.

# SMART Program Details (Cont.)

## Metering and Reporting

- Two separate meters: utility customer meter and production meter
- Distribution company owns production meter and reports both production and utility meter data to program administrator on monthly basis
- Technical requirements for meters TBD (will likely mirror existing standards)
- Process to be established to ensure production meter data can be accessed by system owner (or, may choose to own redundant production meter)
- Data Acquisition System (DAS) may be required for all systems

## Billing/Crediting

- Program administrator will:
  1. Collect metered data from distribution company to calculate:
    - Amount of incentive payments owed to system owner
    - Any credits to be applied to off-takers bills
  2. Invoice distribution companies and make incentive payments to system owners
  3. Notify distribution company of credits that need to be applied to off-taker accounts

# Class I REC Ownership

- Ownership rights to Class I RECs generated by a facility will be automatically transferred to distribution company
  - Distribution company retains ownership of Class I RECs for as long as facility is eligible to receive payments
  - Following a project's eligibility period, ownership rights of RECs revert to owner of facility
- Each distribution company will be required to establish and maintain a generator account at the NEPOOL GIS and register individual facilities as assets within that account

# Municipal Light Plants (MLPs)

- DOER has had several meetings with MLP operators and their associations since releasing its straw proposal in September
- Several productive meetings have led to an interest in working with the administration to create a framework for voluntary MLP solar program
- DOER will provide more information as soon as it becomes available

# Program Implementation

- Implementing new program requires DOER rulemaking and DPU proceeding
- DOER to file emergency regulation soon
- Rulemaking to establish permanent regulation must conclude within 90 days
  - Public hearing(s) and comment period will occur in this window
- In parallel with rulemaking, distribution companies jointly:
  - Issue RFP for Solar Program Administrator
  - Issue RFP for 100 MW
  - File for approval of program and cost recovery from DPU
- Filing at DPU begins DPU proceeding, schedule to be established by DPU
- Program effective upon DPU approval



# Anticipated Timeline

- **January 2017:** DOER releases final program design
- **April 2017:**
  - DOER files emergency regulation
  - Public hearing and comment period on regulation
- **July 2017:** DOER promulgates final regulation
- **August 2017:**
  - Distribution companies file with DPU, issue RFP for Block 1 procurement, and issue RFP for Solar Program Administrator
- **September 2017:**
  - Competitive procurement results announced, compensation rates established
  - Solar Program Administrator selected
- **Winter/Spring 2018:**
  - DPU approves distribution company filing
  - Program goes into effect

**Note: Timeline is illustrative. All dates are subject to change.**

# SREC II Transition

- Deadline for SREC II eligible projects > 25 kW DC seeking an extension through May 8, 2017 has now passed
- To eliminate gap between programs, new extensions for good cause will be granted to any facility that has not already secured an extension
  - Construction deadline for all facilities extended to March 31, 2018
  - To secure extension, project owners must submit a *Statement of Qualification application* and *Good Cause Extension form* provided on DOER website
    - Extension for good cause granted at further reduced SREC factor
    - SREC Factor Guideline updated to reflect these changes

Market Sector	SREC Factor
A	0.7
B	0.6
C	0.55
Managed Growth	0.5

# Additional Resources

## **SMART Materials**

- To access this presentation and the audio recording of the webinar:  
<http://www.mass.gov/eea/energy-utilities-clean-tech/webinar-future-and-archive.html>
- To access recording or full version of the original SMART presentation:  
<http://www.mass.gov/eea/energy-utilities-clean-tech/renewable-energy/rps-aps/development-of-the-next-solar-incentive.html>
- Stay tuned for public hearing(s) and written comment period, to be announced when regulation is filed

## **SREC II Materials**

- SREC II Factor Guideline:  
<http://www.mass.gov/eea/docs/doer/rps/225-cmr-14-solar-guideline.pdf>
- SREC II Extension Statement of Qualification Application:  
<http://www.mass.gov/eea/energy-utilities-clean-tech/renewable-energy/solar/rps-solar-carve-out-2/sqa-solar-carve-out-ii.html>
- Current Status of SREC II and Good Cause Extension Form:  
<http://www.mass.gov/eea/energy-utilities-clean-tech/renewable-energy/solar/rps-solar-carve-out-2/current-statis-solar-carve-out-ii.html>

**Thank you!**  
**Q& A**